THIS DRAWING IS UNPUBLISHED.
VERTRAULICHE UNVEROEFFENTLICHTE ZEICHNUNG
RELEASED FOR PUBLICATION
FREI FUER VEROEFFENTLICHUNG
– ,– .
© COPYRIGHT – By –
ALL RIGHTS RESERVED.
ALLE RECHTE VORBEHALTEN

LOC	DIST
A1	—

REVISIONS
AENDERUNGEN

P	LTR	DESCRIPTION BESCHREIBUNG	DATE	DWN	APVD
	E	WERKSTOFF WAR PC 10 GV	09.02.93	GOEBEL	—
	E1	ZEICHNUNG IN CAD UEBERTRAGEN	19.02.1999	TILLE	KRAEMER
	E2	ECR–10–025774	28JAN11	KK	HMR

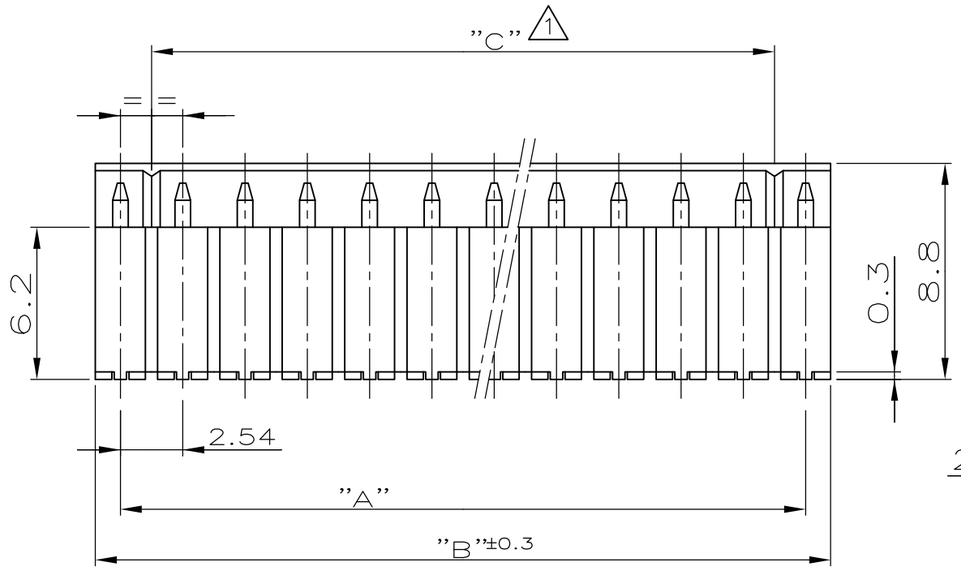

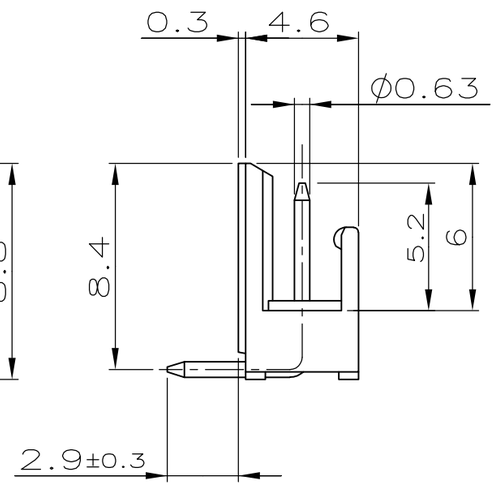

"A"	"B ±0.3"	"C"	POLZAHL	BESTELL–NR.:
38.10	40.14	35.56	16	1–828 549–6
35.56	37.60	33.02	15	1–828 549–5
33.02	35.06	30.48	14	1–828 549–4
30.48	32.52	27.94	13	~~1–828 549–3~~ 2
27.94	29.98	25.40	12	~~1–828 549–2~~ 2
25.40	27.44	22.86	11	1–828 549–1
22.86	24.90	20.32	10	~~1–828 549–0~~ 2
20.32	22.36	17.78	9	~~828 549–9~~ 2
17.78	19.82	15.24	8	~~828 549–8~~ 2
15.24	17.28	12.70	7	~~828 549–7~~ 2
12.70	14.74	10.16	6	828 549–6
10.16	12.20	7.62	5	~~828 549–5~~ 2
7.62	9.66	5.08	4	828 549–4
5.08	7.12	2.54	3	828 549–3
2.54	4.58	–	2	828 549–2

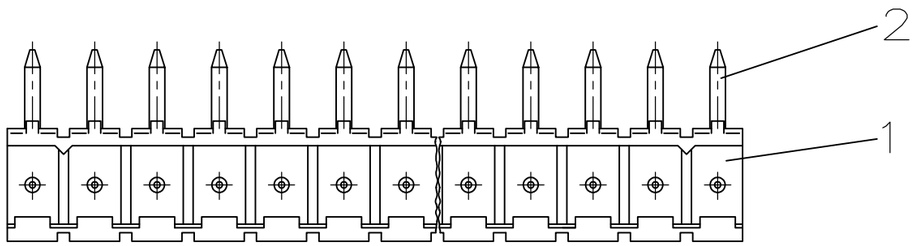

1 KODIERSTEGE:
NACH DEM ERSTEN UND VOR DEM LETZTEN KONTAKTSTIFT

2 OBSOLETE

LEITERPLATTENBOHRBILD

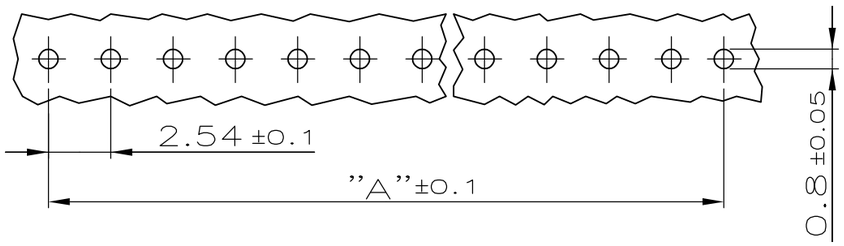

–	–	–	–	–	–
SIEHE TABELLE	POLZAHL	Cu Sn6	MIN. 2µm VORVERZINNT UEBER 1.3µm Ni	KONTAKTSTIFT	2
	1	PBTP 30 GV	NATUR	GEHAEUSE	1
TE PART NO.	PCS	MATERIAL	SURFACE / COLOUR	DESCRIPTION	ITEM NO.

THIS DRAWING IS A CONTROLLED DOCUMENT.
DIESE ZEICHNUNG IST EIN KONTROLLIERTES DOKUMENT.

DIMENSIONS: DIMENSIONEN: mm

TOLERANCES UNLESS OTHERWISE SPECIFIED: ALLGEMEINTOLERANZEN
n. ISO 8015
n. ISO 2768 – mH –E
n. DIN 16901 – 140
0 PLC ± 0.2
1 PLC ± 0.2
2 PLC ± 0.2
3 PLC ± –
4 PLC ± –
ANGLES / WINKEL ± –

MATERIAL –

FINISH/OBERFLAECHE/FARBE –

DWN S. STOLZ 20.11.86
CHK R.KRAEMER 02.12.86
APVD – —
PRODUCT SPEC PRODUKTSPEZ. —
APPLICATION SPEC VERARBEITUNGSSPEZ. —
WEIGHT GEWICHT —

TE Connectivity

NAME
2–16 POS. AMP–QUICK PIN–HEADER 90DEG
2–16 POL. AMP–QUICK STIFTLEISTE 90DEG

SIZE	CAGE CODE	DRAWING NO ZEICHNUNGS-NR.	RESTRICTED TO NUR FUER
A3	00779	C–828549	—

CUSTOMER DRAWING/KUNDENZEICHNUNG
SCALE MASSSTAB 4:1 | SHEET BLATT 1 OF VON 1 | REV E2