VUE ISOMETRIQUE / ISOMETRIC VIEW
ECHELLE / SCALE 2:1

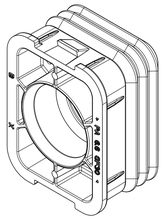

NOTA :
1 - CAHIER DES CHARGES FCI : FE PS 12 006
- CLASSE DE TEMPERATURE DU CONNECTEUR : -40°C ; +125°C
- CLASSE DE VIBRATION : PROFIL SUR CAISSE (3.9G / DE 5 A 1000HZ)
- CLASSE D'ETANCHEITE : 1000mb INITIAL / 500mb APRES LES TESTS D'ENVIRONNEMENT
2 - CONDITIONNEMENT : FE PA 12 005
3 - DOSSIER DE MISE EN OEUVRE : PU158
4 - CE PLAN EST UN EXTRAIT DES PLANS DE DEFINITIONS
ON FERA REFERENCE POUR TOUT LITIGE AUX PLANS DE DEFINITIONS
5 - EFFORT D'ARRACHEMENT DU RETAINER SUR LE PLUG : 100N MINI

NOTE :
1 - FCI PRODUCT SPECIFICATIONS : FE PS 12 006
- TEMPERATURE CLASS OF THE CONNECTOR : -40°C ; +125°C
- VIBRATION CLASS : BODY PROFIL (3.9G / FROM 5 TO 1000HZ)
- SEALING CLASS : 1000mb INITIAL / 500mb AFTER TEST ENVIRONNEMENT
2 - PACKAGING : FE PA 12 005
3 - HANDLING MANUAL : PU158
4 - THIS DRAWING IS AN EXTRACT OF THE DETAILS DRAWINGS
IN CASE OF CONFLICT REFERED TO IT
5 - RETAINER PULL OUT FORCE ON THE PLUG HOUSING : 100N MINI

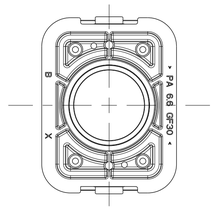

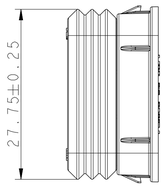

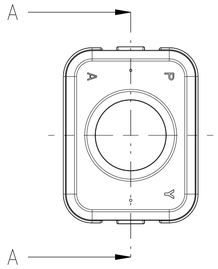

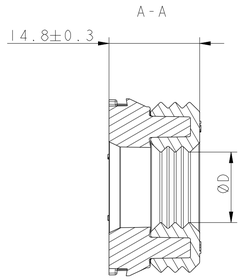

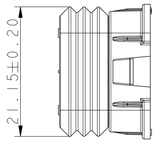

COTE SOUMISE A CAPABILITE
CAPABILITY DIMENSION

PRODUITS ASSOCIES (POUR INFORMATION) ASSOCIATED PARTS (FOR INFORMATION)	
	REFERENCE FCI FCI PART-N°
PORTE-CLIPS 2V RCS890 CODE1 *2W RCS890 KEY1 FEMALE CONNECTOR*	F922210

REFERENCE FCI *FCI PART NUMBER*	INDICE FCI *FCI PART REVISION*	COULEUR JOINT *SEAL COLOR*	MATIERE JOINT *SEAL MATERIAL*	COULEUR PLAQUETTE *RETAINER COLOR*	MATIERE PLAQUETTE *RETAINER MATERIAL*	DIAMETRE D *D DIAMETER*	TAILLE *SIZE*	DIAMETRE FIL SUR ISOLANT *WIRE DIAMETER ON INSULATION*	POIDS *MASS*
F132210	A	NOIR *BLACK*	SILICON LSR 5% OIL 30±5 SHORES A	NOIR BLACK	PA 6.6 GF30	9.6±0.2	40	10.9±0.2	0.006 kg±10%
F232210	A	GRIS *GREY*				11.5±0.2	50	12.4±0.2	0.006 kg±10%

ECN-NO. *NUMERO ECN*	POSITION *POSITION*	CHANGE DESCRIPTION *MODIFICATION*
-	-	-
	-	-
	-	-
	-	-
	-	FIRST RELEASE

PRODUCT SPEC. *SPECIF. PRODUIT* - ; PACKAGING SPEC. *SPECIF. EMBALAGE* - ; APPLICATION SPEC. *SPECIF. APPLICATION* -

THIS DRAWING AND ALL OTHER INFORMATION CONTAINED THEREIN IS PROPRIETARY AND THE PROPERTY OF FCI. This drawing may not be copied, reproduced or disclosed to any third party without the expressed written permission of FCI. © FCI April 1999

CE PLAN ET LES INFORMATIONS CONTENUES DANS CE PLAN SONT PROPRIETAIRES ET LA PROPRIETE DE FCI. Ce plan ne peut être copié, reproduit ou transmis sans l'autorisation expresse et écrite de FCI. © FCI Avril 1999

TOLERANCES *TOLERANCES* ±0.1 ±2° -
COUNTERPART N° *CONTRE-PIECE N°* SEE TABLE
DO NOT MEASURE DRAWING *NE PAS PRENDRE DE COTES*
MATERIAL : *MATIERE :* SEE TABLE
COLOUR : *COULEUR :* SEE TABLE
SURFACE FINISH *ETAT DE SURFACE* - - -
TOOL NO. *OUTIL N°* -
ECO Loc. Code *CODE B.E.* FE
TITLE *DESIGNATION* **SEAL RETAINER DEVICE**
PROJECT *PROJET* **2W RCS890 POWER CONNECTOR**
ESR NO. *NUMERO ESR* EU 09 08 05
CAT. NO. *NUMERO CAT.* -
DOCUMENT UNDER POS CONTROL *DOCUMENT GERE SOUS P.O.S.*
NO MODIFICATION ALLOWED OUTSIDE *PAS DE MODIFICATION EN DEHORS*

	DATE *DATE*	NAME *NOM*
CREATED BY *CREE PAR*	2012/02/07	Jean HEPEGNIE
MODIFIED BY *MODIF. PAR*	2012/02/24	F BELLIARD
CHECKED BY *VERIF. PAR*	2012/02/27	Jean HEPEGNIE
APPROVED BY *APPR. PAR*	2012/02/29	Frederic MENEZ
FILE NAME *NOM DE FICHIER*	PCC0772260	

FCI
ISO PROJECTION *PROJECTION ISO*
DIMENSION IN MILLIMETERS *DIMENSIONS EN MILLIMETRES*
CAD SYSTEM pro / eng.
DWG SIZE *FORMAT* A1
DRAWING NUMBER *REF. PLAN* **PCC0772260** REV. *IND.* **A**
STATE *ETAT* **SERIAL RELEASED**
PART NUMBER *REF. ARTICLE* **See Table** REV. *IND.* -
APPROVAL LEVEL *NIV. D'APPROBATION* -
SHEET *FEUILLE* 1 of 1 *sur* 1
SCALE *ECH.* 2:1

EUR C04 112 F29