ISSUE	REVISIONS	DRAWN	APPROVED	DATE
△				

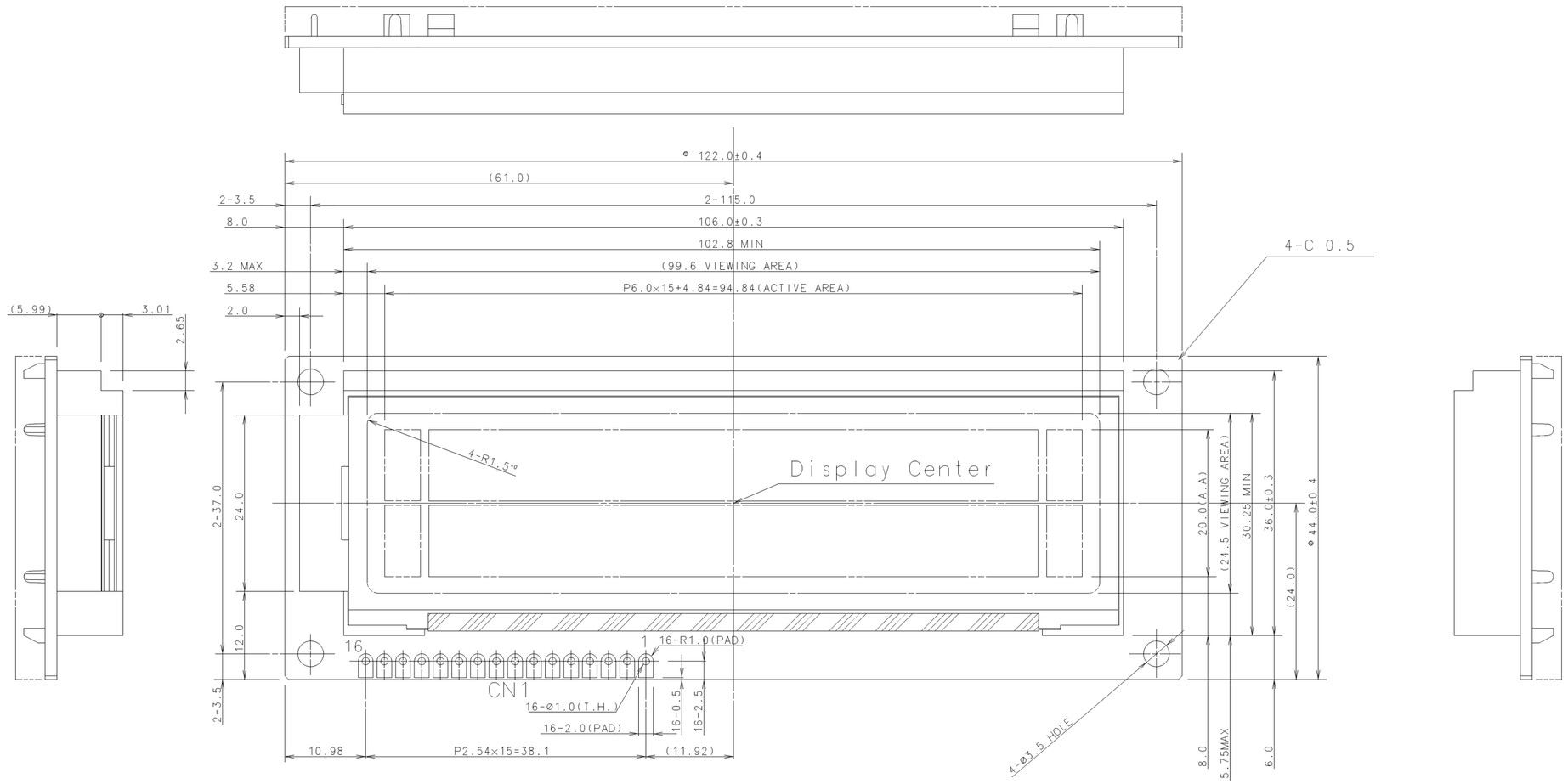

PIN ASSIGNMENT
CN1

PIN NO.	SYMBOL
1	LED +A
2	LED -K
3	VSS
4	VCC
5	VEE
6	RS
7	R/W
8	E
9	DB0
10	DB1
11	DB2
12	DB3
13	DB4
14	DB5
15	DB6
16	DB7

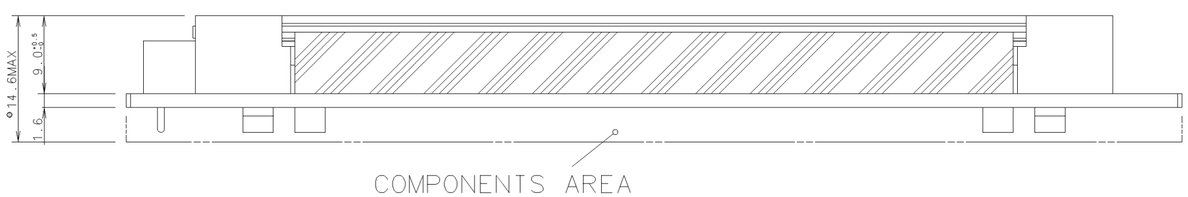

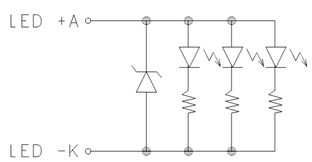

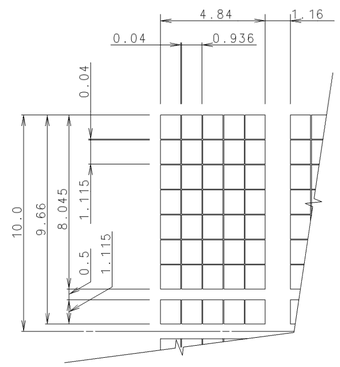

DOT DETAIL (SCALE 5:1)

NOTES:

1. Do not use materials which are prohibited by RoHS.
2. The dimensions with the mark (●) are controled as a particular characteristic.

TOLERANCE				THIRD ANGLE PROJECTION	DATE Feb.25'05	OPTREX CORPORATION
MEASURE	A	B	C			
L≤16	±0.1	±0.3	±1	UNIT mm	APPROVED M.MOTOHASHI	TITLE DIMENSIONAL OUTLINE
16<L≤63	±0.2	±0.5	±1.5			
63<L≤250	±0.3	±0.8	±2	SCALE 2:1	CHECKED T.SUZUKI	CODE C-51848 AA base
250<L≤500	±0.5	±1.2	±3			
500<L	±0.8	±2	±4		DRAWN Y.Stone	DWG NO UE-211022
ANGLE	±1°	±5°	±10°			