THIS DRAWING IS UNPUBLISHED. RELEASED FOR PUBLICATION
© COPYRIGHT – BY TYCO ELECTRONICS CORPORATION. ALL RIGHTS RESERVED.

LOC	DIST
J	

REVISIONS 変更

P	LTR	DESCRIPTION	DATE	DWN	APVD
	A	RELEASED	27APR07	T.K	T.H

1	ANODE
2	CATHOLE
2	POLARIZATION

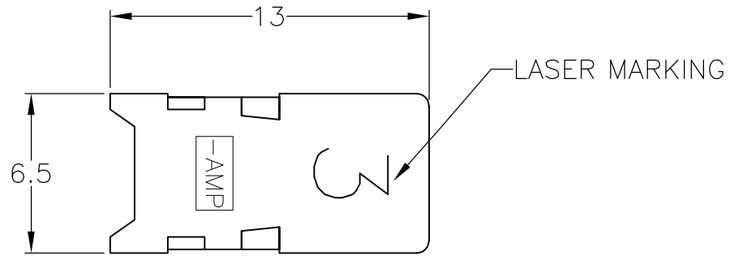

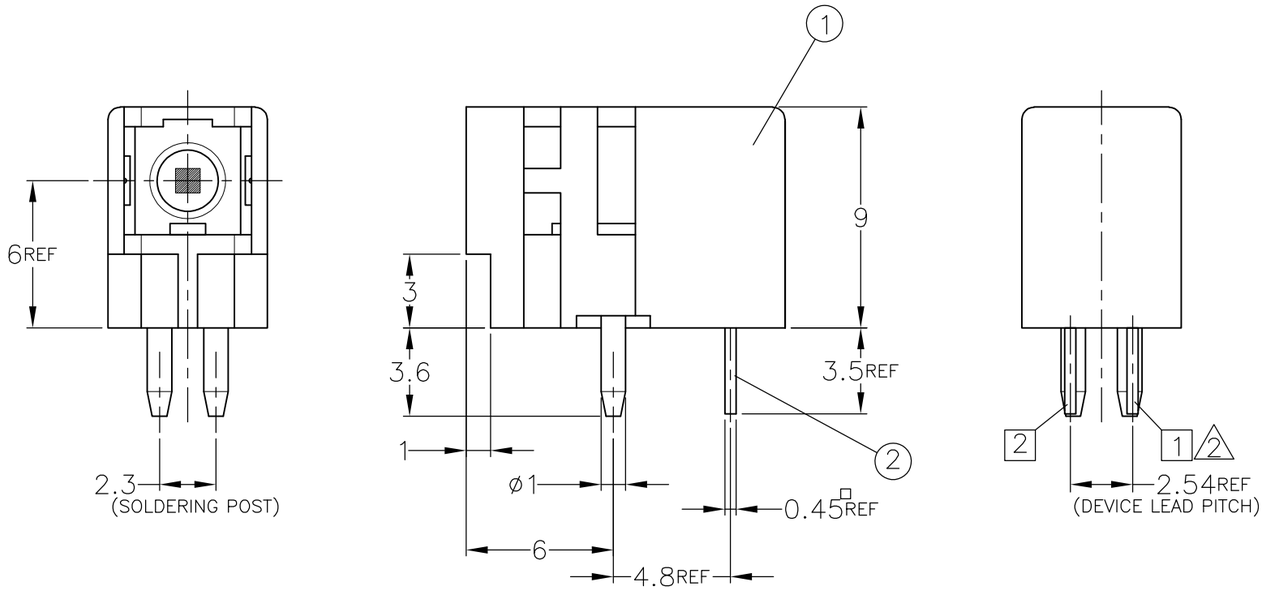

OPTICAL DEVICE PERFORMANCE

Absolute Maximum Ratings (Ta=25°C)

CHARACTERISTICS	SYMBOL	RATING	UNIT
Reverse voltage(DC)	V_R	30	V
Power dissipation	P_D	100	mW
Operating Temperature	Topr	−25 ~ +85	°C
Storage Temperature	Tstg	−30 ~ +100	°C
Lead Soldering Condition	Tsol	260°C, 5sec MAX.	

Electrical and Optical Characteristics (Ta=25°C)

CHARACTERISTICS	SYMBOL	RATING	MIN.	TYP.	MAX.	UNIT
Fiber coupled sensitivity	Sf	Pf=20μW, λp=660nm 3	0.25	0.40	−−	A/W
Dark current	I_D	V_R=10V	−−	0.1	10	nA
Peak sensitivity wavelength	λp	V_R=10V	−−	850	−−	nm
Capacitance between pins	C_t	V_R=10V, f=1MHz	−−	6	−−	pF
Rise time	tr	V_R=10V, R_L=50Ω	−−	2	−−	ns
Fall time	tf		−−	2	−−	ns

1. MATERIAL
   ADM MOLD: THERMOPLASTIC UL 94V−0
   SOLDERING POST: TIN PLATING

2. POLARIZATION: SEE TABLE

3. UNSING FIBER CABLE.
   NA=0.5, CORE/CLAD=735/750μm, LENGTH=0.5m

4. FLUX CREANING.
   USE ALCOHOL FOR CREANING.
   CREANING TIME: 30sec. MAX.
   SOLVENTS TEMPERATURE: 45°C MAX.

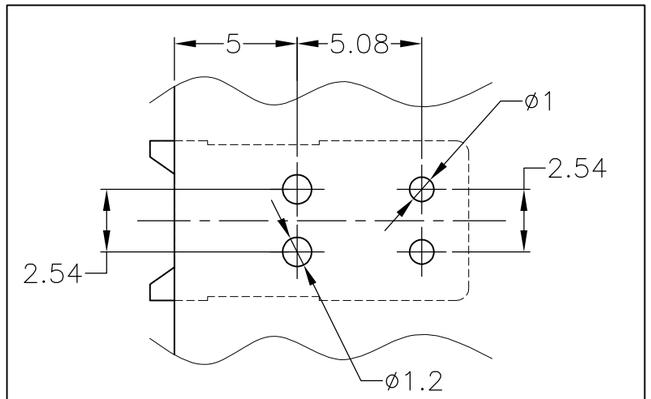

PCB LAYOUT (BOTTOM VIEW)
TOLERANCE: ±0.1
PCB THK: 1.6mm

QTY	PART NAME	ITEM	PART No.
1	OPTICAL DEVICE (PIN PHOTO DIODE)	2	5174134−3
1	MINI−DNP SIMPLEX ADM HSG	1	

COMPONENT PARTS

THIS DRAWING IS A CONTROLLED DOCUMENT.

DIMENSIONS: 単位： 粍 mm

TOLERANCES UNLESS OTHERWISE SPECIFIED: 一般公差

0 PLC	± 0.3
1 PLC	± 0.3
2 PLC	±
3 PLC	±
4 PLC	±
ANGLES	± 1°

MATERIAL 材料: SEE TABLE

FINISH 仕上:

DWN	T.KIKUTA	27APR2007
CHK	T.HAYASHI	27APR2007
APVD	T.HAYASHI	27APR2007

PRODUCT SPEC 製品規格:

APPLICATION SPEC 取付適用規格:

WEIGHT: 0.78g

CUSTOMER DRAWING

tyco Electronics — Tyco Electronics AMP K.K. Kawasaki, Japan

NAME 名称: SIMPLEX ADM ASS'Y (PIN PHOTO DIODE) AMP OPTIMATE MINI−DNP CONN.

SIZE	CAGE CODE	DRAWING NO 番号	RESTRICTED TO
A3	00779	C−5174134−3	

SCALE 尺度 4:1 | SHEET 1 OF 1 | REV A

OBSOLETE
NOT the LATEST REVISION