THIS DRAWING IS UNPUBLISHED.
DIFFUSION RESTREINTE AME
© COPYRIGHT 20 -
RELEASED FOR PUBLICATION
LIBRE A LA DIFFUSION
ALL RIGHTS RESERVED.
TOUS DROITS RESERVES.

LOC	DIST
F	00

REVISIONS

F	LTR REV	DESCRIPTION MODIFICATION	DATE	DWN DESS.	APVD APP.
	C	ADD NUMBER OF PACKAGING SPECIFICATION	06APR2012	DB	XR
	D	SWS 963142-1 SUPERSEDED BY 963142-3	14NOV2012	DB	XR
	E	ADD NEW PART NUMBER 1-1801600-7	20MAY2015	DB	XR
	F	CHANGED SEAL MATERIAL INFORMATION	19MAR2018	ASB	GKT

REF TE *TE PN*	REVISION PRODUIT *PRC* (F)	CODAGE *CODING*	COULEUR *COLOR*	CODAGE *KEYING*
1801600-1	B	A	NOIR *BLACK*	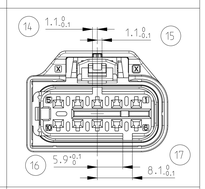
1801600-2	B	B	GRIS *GREY*	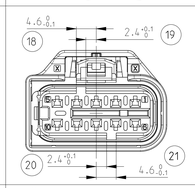
1801600-3	B	C	BLEU *BLUE*	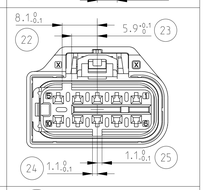
1801600-4	B	D	VERT *GREEN*	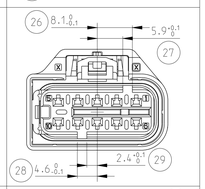
1801600-5	B	E	ROUGE *RED*	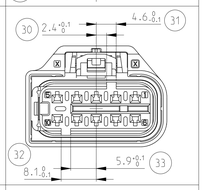
1801600-6	B	PAS DE CODAGE *NO KEYING*	VIOLET *VIOLET*	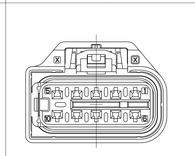
1-1801600-7	B	A	MARRON *BROWN*	VERSION 4 VOIES 6 VOIES OBSTRUEES (N°2.3.5.6.8.9): 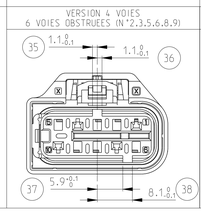 4 WAYS VERSION 6 WAYS BLINDED (N°2.3.5.6.8.9): 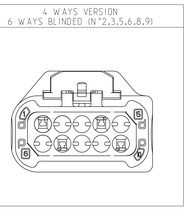

VERROU SECONDAIRE / *SECONDARY LOCK*

PRE-VERROUILLE (POSITION DE LIVRAISON)	*PRE-LOCKED (DELIVERY POSITION)*	VERROUILLE (POSITION AVANT ACCOUPLEMENT)	*LOCKED (POSITION BEFORE MATING)*
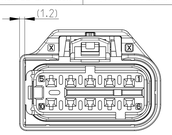		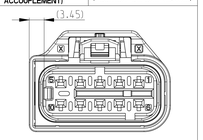	

CPA / *CPA*

PRE-VERROUILLE (POSITION DE LIVRAISON)	*PRE-LOCKED (DELIVERY POSITION)*	VERROUILLE (POSITION APRES ACCOUPLEMENT)	*LOCKED (POSITION AFTER MATING)*
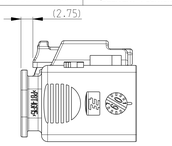		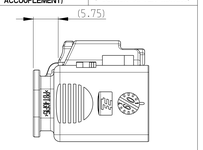	

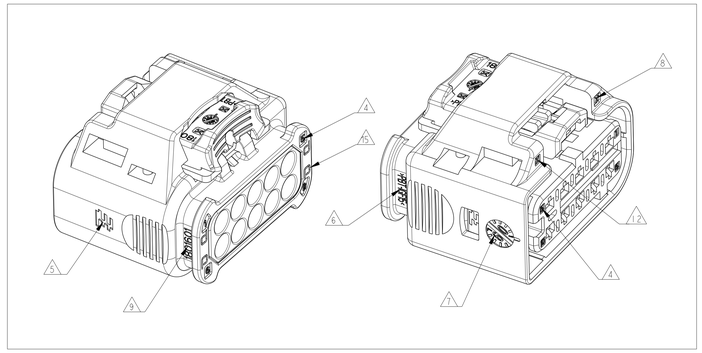

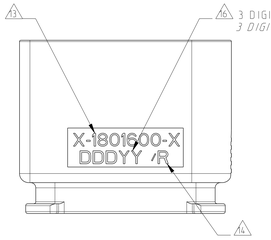

3 DIGITS POUR LE JOUR. 2 DIGITS POUR L'ANNEE
3 DIGITS FOR THE DAY. 2 DIGITS FOR THE YEAR

COMPOSANTS ASSOCIES *(APPLIED COMPONENTS)*

REFERENCE TE *TE PART NUMBER*	DESIGNATION *DESCRIPTION*	FINITION *FINISH*	REMARQUE *NOTE*
1452665-1	CONTACT / *CONTACT*	ETAME / *TIN PLATED*	CLIP MCON *(MCON CONTACT)* 0.25 A 0.35 MM² *(SQMM)*
1452665-2	CONTACT / *CONTACT*	DORE / *GOLD PLATED*	CLIP MCON *(MCON CONTACT)* 0.25 A 0.35 MM² *(SQMM)*
1452665-3	CONTACT / *CONTACT*	ARGENTE / *SILVER PLATED*	CLIP MCON *(MCON CONTACT)* 0.25 A 0.35 MM² *(SQMM)*
1452668-1	CONTACT / *CONTACT*	ETAME / *TIN PLATED*	CLIP MCON *(MCON CONTACT)* 0.5 A 0.75 MM² *(SQMM)*
1452668-2	CONTACT / *CONTACT*	DORE / *GOLD PLATED*	CLIP MCON *(MCON CONTACT)* 0.5 A 0.75 MM² *(SQMM)*
1452668-3	CONTACT / *CONTACT*	ARGENTE / *SILVER PLATED*	CLIP MCON *(MCON CONTACT)* 0.5 A 0.75 MM² *(SQMM)*
1452671-1	CONTACT / *CONTACT*	ETAME / *TIN PLATED*	CLIP MCON *(MCON CONTACT)* 1 A 1.5 MM² *(SQMM)*
1452671-2	CONTACT / *CONTACT*	DORE / *GOLD PLATED*	CLIP MCON *(MCON CONTACT)* 1 A 1.5 MM² *(SQMM)*
1452671-3	CONTACT / *CONTACT*	ARGENTE / *SILVER PLATED*	CLIP MCON *(MCON CONTACT)* 1 A 1.5 MM² *(SQMM)*
963142-3	Joint Uni-Filaire / *Single Wire Seal*		FIL *(WIRE)* Ø1.9 à 2.4 DE SECTION 1 - 1.5 MM² ET ALVEOLE MCON *(MCON CAVITY)* Ø3.95
963142-2	Joint Uni-Filaire / *Single Wire Seal*		FIL *(WIRE)* Ø1.25 à 1.9 DE SECTION 0.35 - 0.75 MM² ET ALVEOLE MCON *(MCON CAVITY)* Ø3.95
963143-1	BOUCHON / *CAP*		OBTURATEUR POUR ALVEOLES MCON Ø3.95 *(PLUG FOR Ø3.95 MCON CAVITY)*

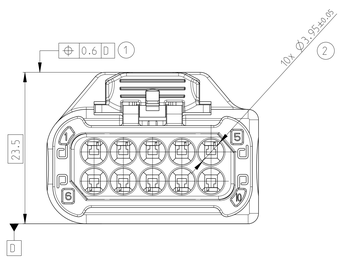

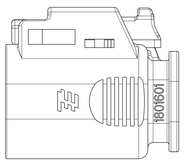

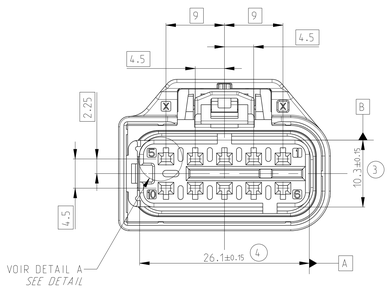

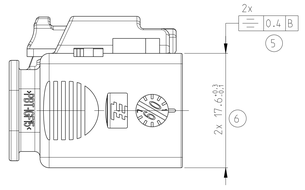

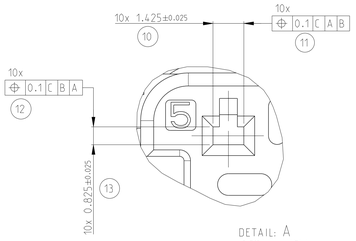

DETAIL: A
DETAIL VIEW
ECHELLE: 10:1
SCALE

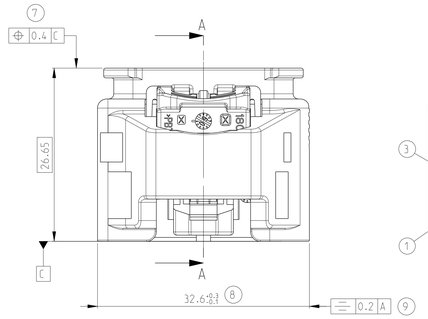

COUPE A-A
SECTION

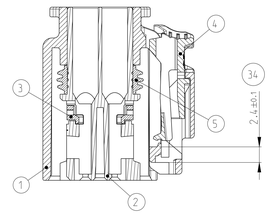

NOTE:

1	1801600-1 : REPRESENTE	*1801600-1 : AS SHOWN*
2	COMPATIBLE AVEC ALVEOLES STD. CLIPS MCON 1.2	*COMPATIBLE WITH CAVITY STANDARD CLIP MCON 1.2*
4	REPERE ALVEOLES	*CAVITY NUMBER*
5	LOGO TE	*TE STAMP*
6	IDENTIFICATION MATIERE	*MATERIAL IDENTIFICATION*
7	DATE DE MOULAGE	*MOLDING DATE CODE*
8	N° EMPREINTE DU MOULE	*MOLD CAVITY IDENTIFICATION*
9	REFERENCE COMPOSANTS	*COMPONENTS PART NUMBER*
10	CAHIER DE PRECONISATION : 411-15748	*INSTRUCTION SHEET : (SEE BEFORE)*
12	INDICE DE REVISION COMPOSANTS	*PART REVISION CODE*
13	REFERENCE DU PRODUIT ASSEMBLE	*ASSEMBLY PART NUMBER*
14	INDICE DE REVISION DU PRODUIT ASSEMBLE	*ASSEMBLY PART REVISION CODE*
15	LOGO POUR ORIENTATION DU CONTACT	*LOGO FOR CONTACT ORIENTATION*
16	DATE D'ASSEMBLAGE	*ASSEMBLY DATE CODE*
17	SPECIFICATION DE CONDITIONNEMENT : 107-15634	*PACKAGING SPECIFICATION : (SEE BEFORE)*

ECHELLE 1:1
SCALE

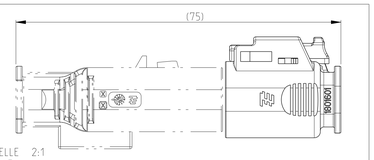

ECHELLE 2:1
SCALE

VOLUME A LAISSER POUR ACCOUPLEMENT / DESACCOUPLEMENT
FREE SPACE FOR MATTING / UNMATTING

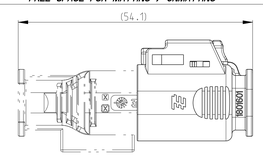

ECHELLE 2:1
SCALE

VOLUME MONTE SUR PORTE-LANGUETTES
OVERALL DIMENSIONS MATED ON TAB CONNECTOR

F	VERT *GREEN*	SILICONE DURETE 50 SHORE A *SILICON , HARDNESS 50 SHORE A*	JOINT INTERFACIAL *INTERFACE SEAL*	5
	ORANGE *ORANGE*	PBT-IGF15	CPA *CPA*	4
	JAUNE *YELLOW*	PBT-IGF30	DOUBLE VERROUILLAGE *SECONDARY LOCKING*	3
	VOIR TABLEAU DES REFERENCES *SEE TABLE OF PART NUMBER*	PBT-IGF15	BOITIER CAVITE *CODAGE (VOIR TABLEAU DES REFS) CAVITY HOLDER CODING (SEE TABLE OF PART PN)*	2
	NOIR *BLACK*	PBT-IGF15	BOITIER PORTE-CLIPS *RECEPTACLE HOUSING*	1
	COULEUR *COLOR*	**MATIERE** *MATERIAL*	**DESCRIPTION** *TITLE*	**REP.** *ITEM*

THIS DRAWING IS A CONTROLLED DOCUMENT.
CE PLAN EST UN DOCUMENT CONTROLE PAR AME INCORPORATED.
IL EST DISPONIBLE SUR WEB SITE, CONTACTER LE SERVICE
DOCUMENTATION TECHNIQUE POUR DETAILS.

DIMENSIONS: mm
TOLERANCES UNLESS OTHERWISE SPECIFIED: ±0.1 ±0.2 ±0.2 ±0.2 ±0.2 ±0°
ANGLES
MATERIAL / MATIERE: SEE TABLE
FINISH / FINITION: -

DWN DESSINE: OBSEP2010 L. BANCE
CHK VERIFIE: OBSEP2010 X. ROUILLARD
APVD APPROUVE: OBSEP2010 J. DAMER
PRODUCT SPEC SPEC PRODUIT: 108-15398
APPLICATION SPEC SPEC APPLICATION: 411-15748
WEIGHT MASSE APPROX: 2.5g

TE Connectivity

NAME TITRE: PORTE-CLIPS 10 VOIES MCON
10 WAYS MCON RECEPTACLE HOUSING

SIZE FORMAT	CAGE CODE	DRAWING NO No. PLAN	RESTRICTED TO RESERVE A
A0	00779	1801600	-

CUSTOMER DRAWING / PLAN CLIENT | ON/DEMENT POUR REFERENCE | SCALE ECHELLE 3:1 | SHEET FEUILLE 1 OF DE 1 | REV F

4806 (3/11)