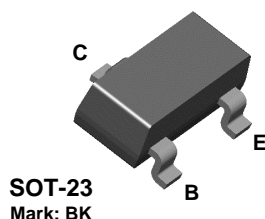


BCX71K



PNP General Purpose Amplifier

This device is designed for applications requiring extremely high current gain at collector currents to 300 mA. Sourced from Process 68.

Absolute Maximum Ratings*

TA = 25°C unless otherwise noted

Symbol	Parameter	Value	Units
V _{CEO}	Collector-Emitter Voltage	45	V
V _{CES}	Collector-Base Voltage	45	V
V _{EBO}	Emitter-Base Voltage	5.0	V
I _C	Collector Current - Continuous	500	mA
T _J , T _{stg}	Operating and Storage Junction Temperature Range	-55 to +150	°C

* These ratings are limiting values above which the serviceability of any semiconductor device may be impaired.

NOTES:

- 1) These ratings are based on a maximum junction temperature of 150 degrees C.
- 2) These are steady state limits. The factory should be consulted on applications involving pulsed or low duty cycle operations.
- 3) All voltages (V) and currents (A) are negative polarity for PNP transistors.

Thermal Characteristics

TA = 25°C unless otherwise noted

Symbol	Characteristic	Max	Units
		*BCX71K	
P _D	Total Device Dissipation Derate above 25°C	350	mW
		2.8	mW/°C
R _{θJA}	Thermal Resistance, Junction to Ambient	357	°C/W

* Device mounted on FR-4 PCB 40 mm X 40 mm X 1.5 mm.

PNP General Purpose Amplifier
(continued)

Electrical Characteristics TA = 25°C unless otherwise noted

Symbol	Parameter	Test Conditions	Min	Max	Units
--------	-----------	-----------------	-----	-----	-------

OFF CHARACTERISTICS

$V_{(BR)CEO}$	Collector-Emitter Breakdown Voltage	$I_C = 1.0\text{ mA}, I_B = 0$	45		V
$V_{(BR)EBO}$	Emitter-Base Breakdown Voltage	$I_E = 10\text{ }\mu\text{A}, I_C = 0$	5.0		V
I_{CES}	Collector-Cutoff Current	$V_{CB} = 45\text{ V}, I_E = 0$ $V_{CB} = 45\text{ V}, I_E = 0, T_A = 100^\circ\text{C}$		20 20	nA μA

ON CHARACTERISTICS

h_{FE}	DC Current Gain	$I_C = 10\text{ }\mu\text{A}, V_{CE} = 5.0\text{ V}$ $I_C = 2.0\text{ mA}, V_{CE} = 5.0\text{ V}$ $I_C = 50\text{ mA}, V_{CE} = 1.0\text{ V}$	100 380 110	630	
$V_{CE(sat)}$	Collector-Emitter Saturation Voltage	$I_C = 10\text{ mA}, I_B = 0.25\text{ mA}$ $I_C = 50\text{ mA}, I_B = 1.25\text{ mA}$	0.06 0.12	0.25 0.55	V
$V_{BE(sat)}$	Base-Emitter Saturation Voltage	$I_C = 10\text{ mA}, I_B = 0.25\text{ mA}$ $I_C = 50\text{ mA}, I_B = 1.25\text{ mA}$	0.6 0.68	0.85 1.05	V
$V_{BE(on)}$	Base-Emitter On Voltage	$I_C = 2.0\text{ mA}, V_{CE} = 5.0\text{ V}$	0.6	0.75	V

SMALL SIGNAL CHARACTERISTICS

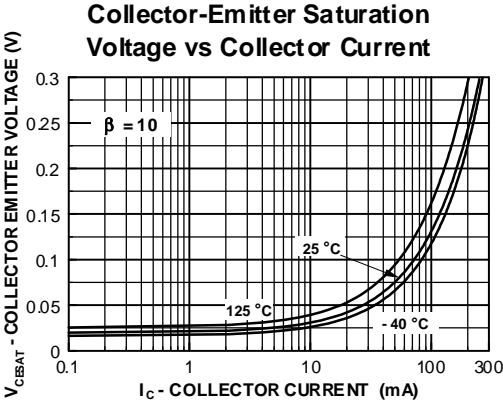
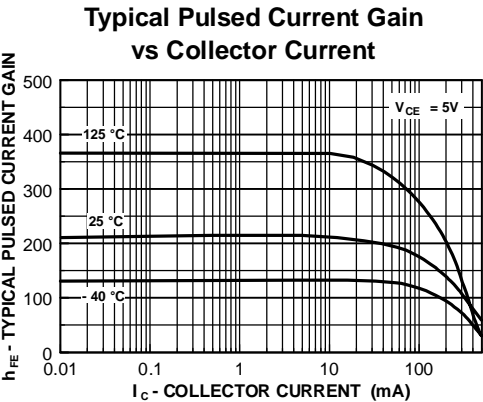
C_{obo}	Output Capacitance	$V_{CE} = 10\text{ V}, I_C = 0, f = 1.0\text{ MHz}$		6.0	pF
NF	Noise Figure	$I_C = 0.2\text{ mA}, V_{CE} = 5.0\text{ V},$ $R_S = 2.0\text{ k}\Omega, f = 1.0\text{ kHz},$ $BW = 200\text{ Hz}$		6.0	dB

SWITCHING CHARACTERISTICS

$t_{(on)}$	Turn-On Time	$I_C = 10\text{ mA}, I_{B1} = 1.0\text{ mA}$		150	ns
$t_{(off)}$	Turn-Off Time	$I_{B2} = 1.0\text{ mA}, V_{BB} = 3.6\text{ V},$ $R1 = R2 = 5.0\text{ k}\Omega, R_L = 990\text{ }\Omega$		800	ns

NOTE: All voltages (V) and currents (A) are negative polarity for PNP transistors.

Typical Characteristics

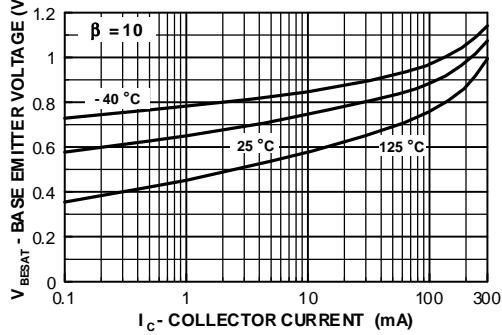


PNP General Purpose Amplifier (continued)

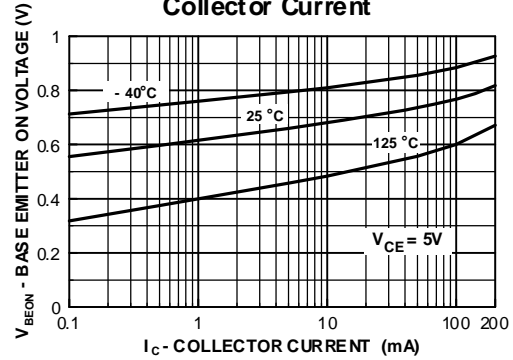
BCX71K

Typical Characteristics (continued)

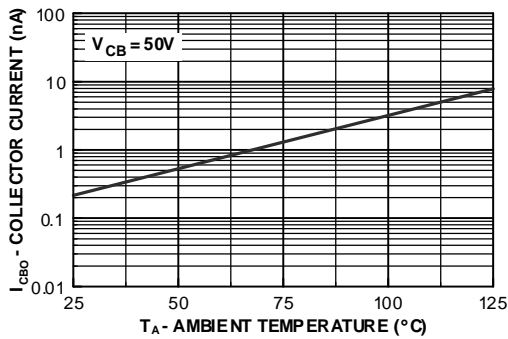
Base-Emitter Saturation
Voltage vs Collector Current



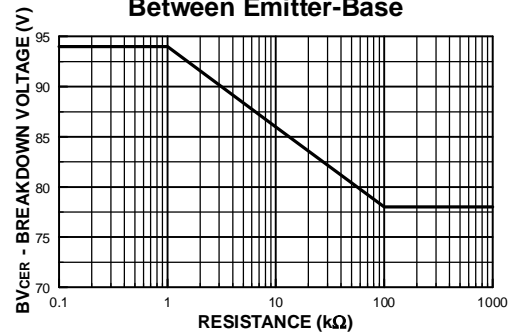
Base Emitter ON Voltage vs
Collector Current



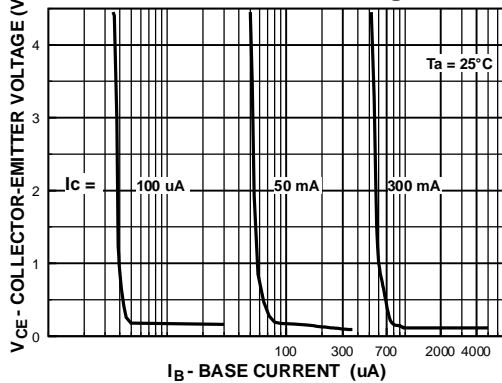
Collector-Cutoff Current
vs Ambient Temperature



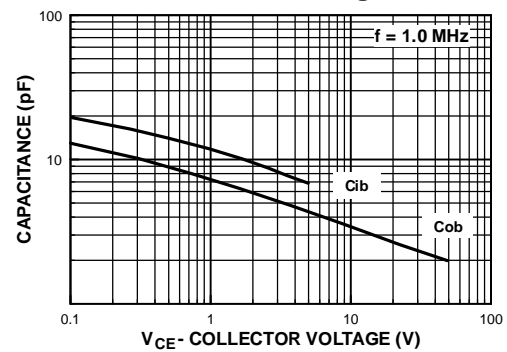
Collector-Emitter Breakdown
Voltage with Resistance
Between Emitter-Base



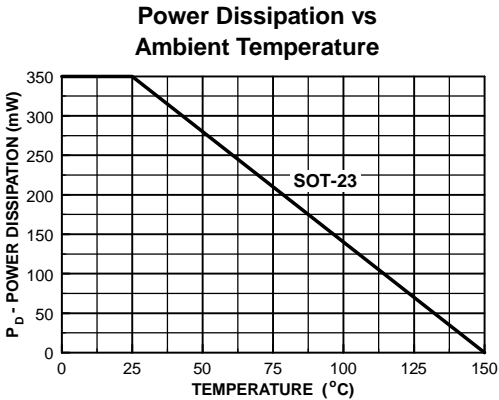
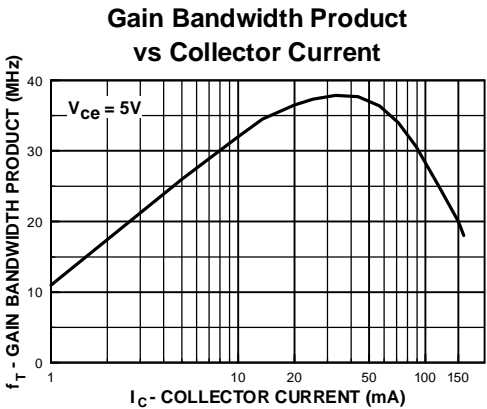
Collector Saturation Region



Input and Output Capacitance
vs Reverse Voltage



Typical Characteristics (continued)



TRADEMARKS

The following are registered and unregistered trademarks Fairchild Semiconductor owns or is authorized to use and is not intended to be an exhaustive list of all such trademarks.

ACEx™	FASTr™	PowerTrench®	SyncFET™
Bottomless™	GlobalOptoisolator™	QFET™	TinyLogic™
CoolFET™	GTO™	QS™	UHC™
CROSSVOLT™	HiSeC™	QT Optoelectronics™	VCX™
DOME™	ISOPLANAR™	Quiet Series™	
E ² CMOS™	MICROWIRE™	SILENT SWITCHER®	
EnSigna™	OPTOLOGIC™	SMART START™	
FACT™	OPTOPLANAR™	SuperSOT™-3	
FACT Quiet Series™	PACMAN™	SuperSOT™-6	
FAST®	POP™	SuperSOT™-8	

DISCLAIMER

FAIRCHILD SEMICONDUCTOR RESERVES THE RIGHT TO MAKE CHANGES WITHOUT FURTHER NOTICE TO ANY PRODUCTS HEREIN TO IMPROVE RELIABILITY, FUNCTION OR DESIGN. FAIRCHILD DOES NOT ASSUME ANY LIABILITY ARISING OUT OF THE APPLICATION OR USE OF ANY PRODUCT OR CIRCUIT DESCRIBED HEREIN; NEITHER DOES IT CONVEY ANY LICENSE UNDER ITS PATENT RIGHTS, NOR THE RIGHTS OF OTHERS.

LIFE SUPPORT POLICY

FAIRCHILD'S PRODUCTS ARE NOT AUTHORIZED FOR USE AS CRITICAL COMPONENTS IN LIFE SUPPORT DEVICES OR SYSTEMS WITHOUT THE EXPRESS WRITTEN APPROVAL OF FAIRCHILD SEMICONDUCTOR CORPORATION. As used herein:

1. Life support devices or systems are devices or systems which, (a) are intended for surgical implant into the body, or (b) support or sustain life, or (c) whose failure to perform when properly used in accordance with instructions for use provided in the labeling, can be reasonably expected to result in significant injury to the user.
2. A critical component is any component of a life support device or system whose failure to perform can be reasonably expected to cause the failure of the life support device or system, or to affect its safety or effectiveness.

PRODUCT STATUS DEFINITIONS

Definition of Terms

Datasheet Identification	Product Status	Definition
Advance Information	Formative or In Design	This datasheet contains the design specifications for product development. Specifications may change in any manner without notice.
Preliminary	First Production	This datasheet contains preliminary data, and supplementary data will be published at a later date. Fairchild Semiconductor reserves the right to make changes at any time without notice in order to improve design.
No Identification Needed	Full Production	This datasheet contains final specifications. Fairchild Semiconductor reserves the right to make changes at any time without notice in order to improve design.
Obsolete	Not In Production	This datasheet contains specifications on a product that has been discontinued by Fairchild semiconductor. The datasheet is printed for reference information only.

Mouser Electronics

Authorized Distributor

Click to View Pricing, Inventory, Delivery & Lifecycle Information:

Fairchild Semiconductor:

[BCX71K_S00Z](#) [BCX71K_D87Z](#)