THIS DRAWING IS UNPUBLISHED. RELEASED FOR PUBLICATION -,- .
© COPYRIGHT - By - ALL RIGHTS RESERVED.

LOC	DIST
H	—

REVISIONS

P	LTR	DESCRIPTION	DATE	DWN	APVD
	M4	REVISED PER ECR-11-023696	01DEC2011	A.S	M.W

CONNECTOR ASSEMBLY EXEMPLARY LOADED

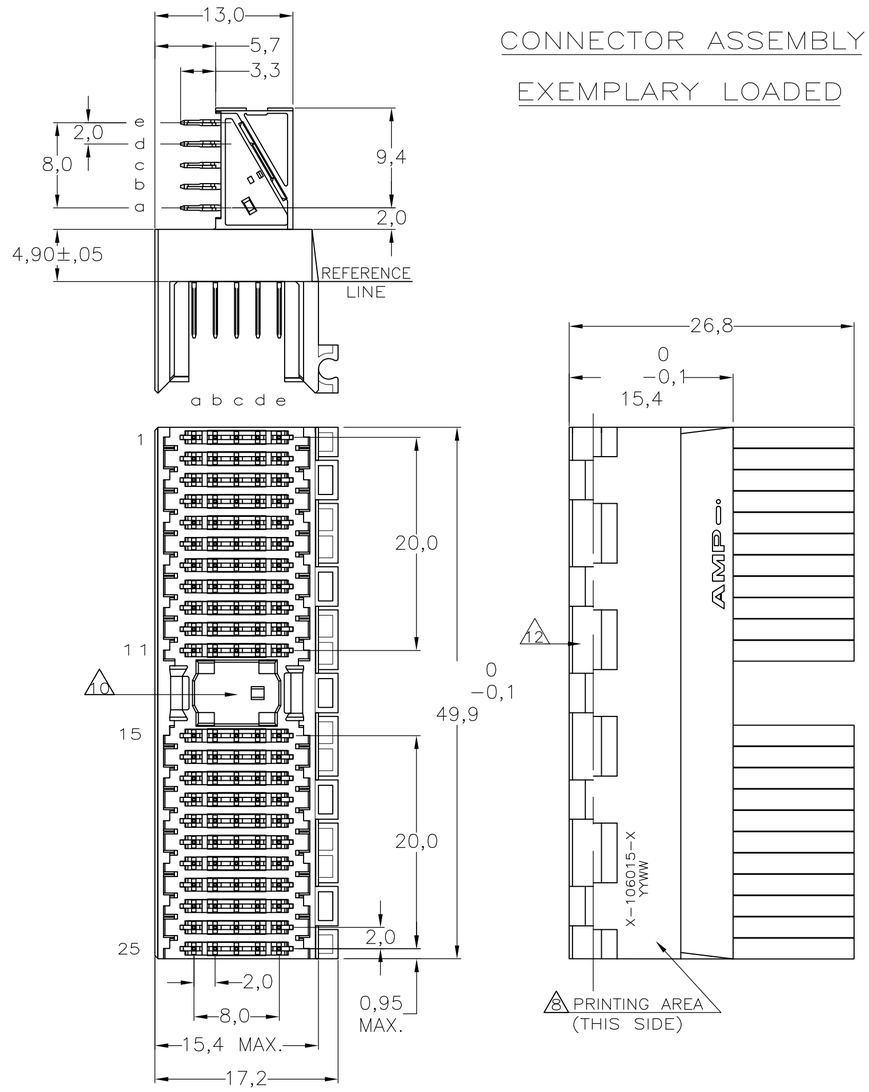

CONTACT DIMENSIONS

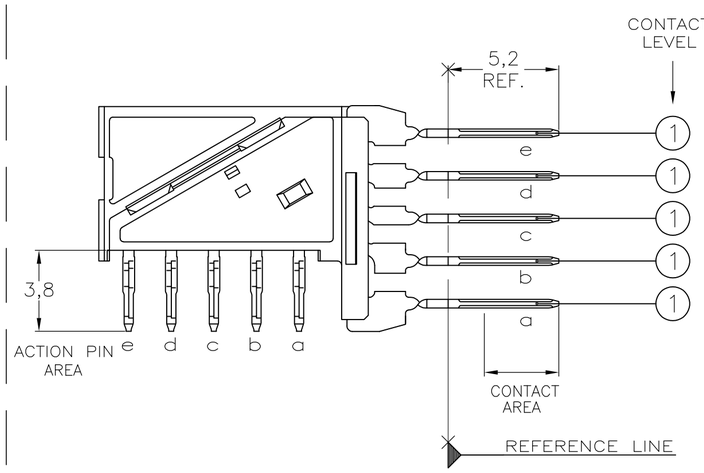

RECOMMENDED PCB-HOLE LAY-OUT

COMPONENT SIDE SHOWN

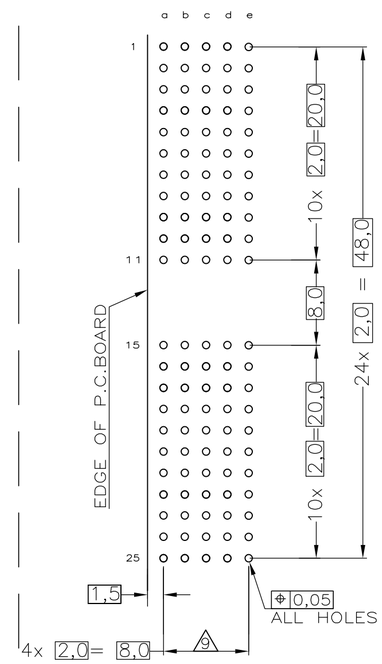

P.C.B. HOLE DIM. ACTION PIN
FOR DETAILS SEE APPLICATION SPECIFICATION

CONTACT LAYOUT

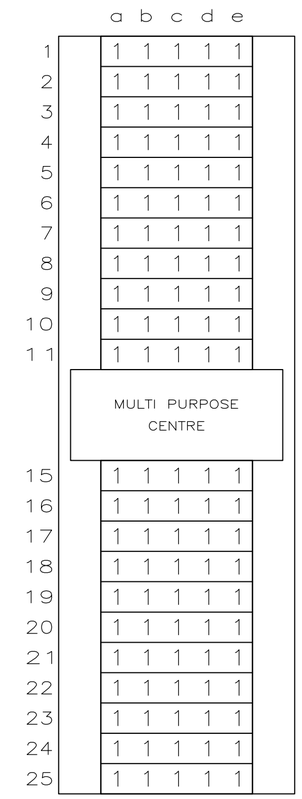

106015

NOTES:

1 MATERIAL HOUSING : GREY GLASSFILLED POLYESTER UL-RATING VØ
CONTACT : PHOSPHORBRONZE

2 GENERAL PLATING SPECIFICATION: UNDERPLATING (ENTIRE CONTACT): 1,27µm NICKEL MIN. AND ACTION PIN: 0,5µm TIN-LEAD MIN.
FOR PLATING OF MATING SURFACES SEE APPLICABLE SPECIFICATION REFERENCE FOR EACH DASH NUMBER.

3 CONFORMS TO ALL TESTING ACCORDING IEC 61076-4-101 PERFORMANCE LEVEL 2.

4 CONFORMS TO ALL TESTING ACCORDING IEC 61076-4-101 PERFORMANCE LEVEL 1.

5 CONNECTOR TESTED AND QUALIFIED AGAINST TELCORDIA GR-1217-CORE QUALITY LEVEL III, CENTRAL OFFICE APPLICATIONS.

6 CONNECTOR TESTED AND QUALIFIED AGAINST TELCORDIA GR-1217-CORE QUALITY LEVEL III, UNCONTROLLED ENVIRONMENT APPLICATIONS.

7 CONNECTOR LUBRICATED WITH TELCORDIA GR-1217-CORE APPROVED LUBRICANT.

8 CONNECTOR MARKED WITH PARTNUMBER AND DATECODE

9 PLATED-THROUGH HOLES AT 2x2mm SQUARE GRID.

10 AREA FOR KEYING PART (BASIC PART NUMBER 100525).

12 CONNECTOR ASSEMBLY WITH LATCH HINGE FOR CABLE CONNECTOR.

13 0.76µm MIN GOLD PLATING AT MATING SURFACES.

	CONSERVATION TREATMENT	MATERIAL	PART NUMBER
	N	2 3 13	3-106015-1
	Y 7	2 6	1-106015-9
	N	2 3	1-106015-1 12
	Y 7	2 5	106015-9
OBSOLETED	~~N~~	~~2 4~~	~~106015-4~~
	N	2 3	106015-1

THIS DRAWING IS A CONTROLLED DOCUMENT.

DIMENSIONS: mm

TOLERANCES UNLESS OTHERWISE SPECIFIED:
0 PLC ± 0.2
1 PLC ± 0.2
2 PLC ± 0.2
3 PLC ± 0.2
4 PLC ± 0.2
ANGLES ± -

MATERIAL -
FINISH -

DWN L.v.d.HEIJDEN 15DEC97
CHK D. TRUREN 15DEC97
APVD F.v.KONINGSBRUGGE -
PRODUCT SPEC —
APPLICATION SPEC 114-19029
WEIGHT —

TE Connectivity

NAME
Z-PACK 2MM HM TYPE A
110 POS. RIGHT ANGLE MALE
CONNECTOR ASSEMBLY

SIZE	CAGE CODE	DRAWING NO	RESTRICTED TO
A2	00779	C-106015	—

CUSTOMER DRAWING | SCALE NTS | SHEET 1 OF 1 | REV M4

1471-9 (3/11)