THIS DRAWING IS UNPUBLISHED
VERTRAULICHE UNVEROEFFENTLICHTE ZEICHNUNG
RELEASED FOR PUBLICATION OCT ,1999.
FREI FUER VEROEFFENTLICHUNG
© COPYRIGHT 1999 By –
ALL RIGHTS RESERVED.
ALLE RECHTE VORBEHALTEN

LOC	DIST
IR	—

REVISIONS
AENDERUNGEN

P	LTR	DESCRIPTION BESCHREIBUNG	DATE	DWN	APVD
	AG2	GAP SIZE TOLERANCE CORRECTED	22JUL2011	PKS	RRP

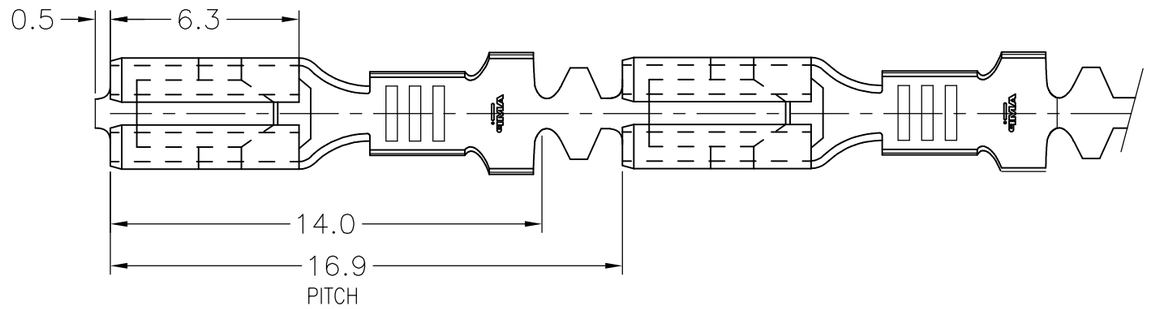

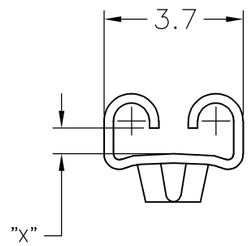

TO FIT 0.8 TAB THK.

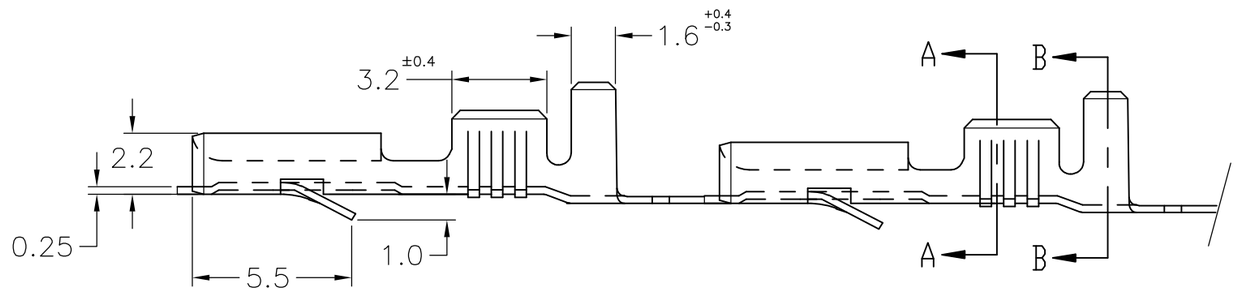

SECTION A–A

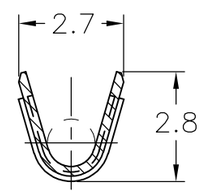

SECTION B–B

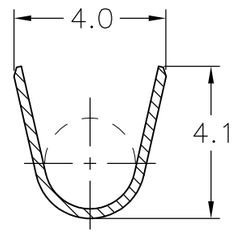

"X"	FINISH/COLOR	MATERIAL	PN	REV
0.74±0.08	PRE–TINNED	BRASS	1–160655–1	AF
0.68±0.08	TIN PLATED	BRASS	160655–6	AF
	SILVER PLATED	BRASS	160655–5	AF
	PRE–TINNED	PH.BRONZE	160655–4	AF
	UNPLATED	PH.BRONZE	160655–3	AF
	PRE–TINNED	BRASS	160655–2	AF
	UNPLATED	BRASS	160655–1	AF

SUPPLY CONDITION

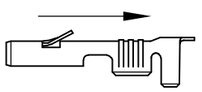

DIRECTION OFF
TOP OF REEL

WIRE RANGE	0.5–1.5 mm^2
INSUL. RANGE	2.0–3.0

THIS DRAWING IS A CONTROLLED DOCUMENT.
DIESE ZEICHNUNG IST EIN KONTROLLIERTES DOKUMENT.

DIMENSIONS: MASSE\NHEITEN: INCHES

TOLERANCES UNLESS OTHERWISE SPECIFIED: ALLGEMEINTOLERANZEN

0 PLC	± 0.3
1 PLC	± 0.3
2 PLC	± 0.3
3 PLC	± 0.3
4 PLC	± –
ANGLES/WINKEL	± 2°

MATERIAL: SEE TABLE

FINISH/OBERFLAECHE/FARBE: SEE TABLE

DWN	H.YAALI	12 OCT 99
CHK	C.TARTARI	12 OCT 99
APVD	—	–
PRODUCT SPEC PRODUKTSPEZ.	—	
APPLICATION SPEC VERARBEITUNGSSPEZ.	—	
WEIGHT GEWICHT	—	

TE Connectivity

NAME: FASTIN–FASTON CONNECTOR .110 SRS REC. CONTACT

SIZE	CAGE CODE	DRAWING NO ZEICHNUNGS-NR.	RESTRICTED TO NUR FUER
A3	00779	C–160655	—

CUSTOMER DRAWING/KUNDENZEICHNUNG

SCALE MASSSTAB	SHEET BLATT	OF VON	REV
5	1	1	AG2