

ISP1280 Intelligent, Dual SCSI Processor

Data Sheet

Features

- Compliance with ANSI X3T10/1142D *SCSI Parallel Interconnect-2 (SPI-2)* draft
- 64-bit PCI host bus interface, compliant with *PCI Local Bus Specification* rev 2.1
- Compliance with *PCI Bus Power Management Interface Specification* Revision 1.0 (PC98)
- Two concurrently operating wide, Ultra2 SCSI channels
- Up to 80 Mbytes/sec parallel SCSI transfer rates
- Supports single-ended, low voltage differential (LVD) SCSI and high voltage differential (HVD) SCSI
- SCSI initiator and target modes of operation
- Onboard RISC processor to execute operations at the I/O control-block level from the host memory
- Supports PCI dual-address cycle (64-bit addressing)

- No host intervention required to execute SCSI operations from start to finish
- Simultaneous, multiple logical threads
- JTAG boundary scan support

Product Description

The ISP1280 adds dual channel, Ultra2 (Fast-40) SCSI support to the expanding functionality of the ISP. The product is a single-chip, highly integrated bus master, dual-channel SCSI I/O processor for SCSI initiator and target applications. This device interfaces the PCI bus to two Ultra2 (Fast-40) SCSI buses and contains an onboard RISC processor. The product is a fully autonomous device, capable of managing multiple I/O operations and associated data transfers from start to finish without host intervention. The ISP1280 provides power management feature support in accordance with the *PCI Bus Power Management Interface Specification*. The ISP1280 is host-software compatible with the QLogic ISP1240 chip. The ISP1280 block diagram is illustrated in figure 1.

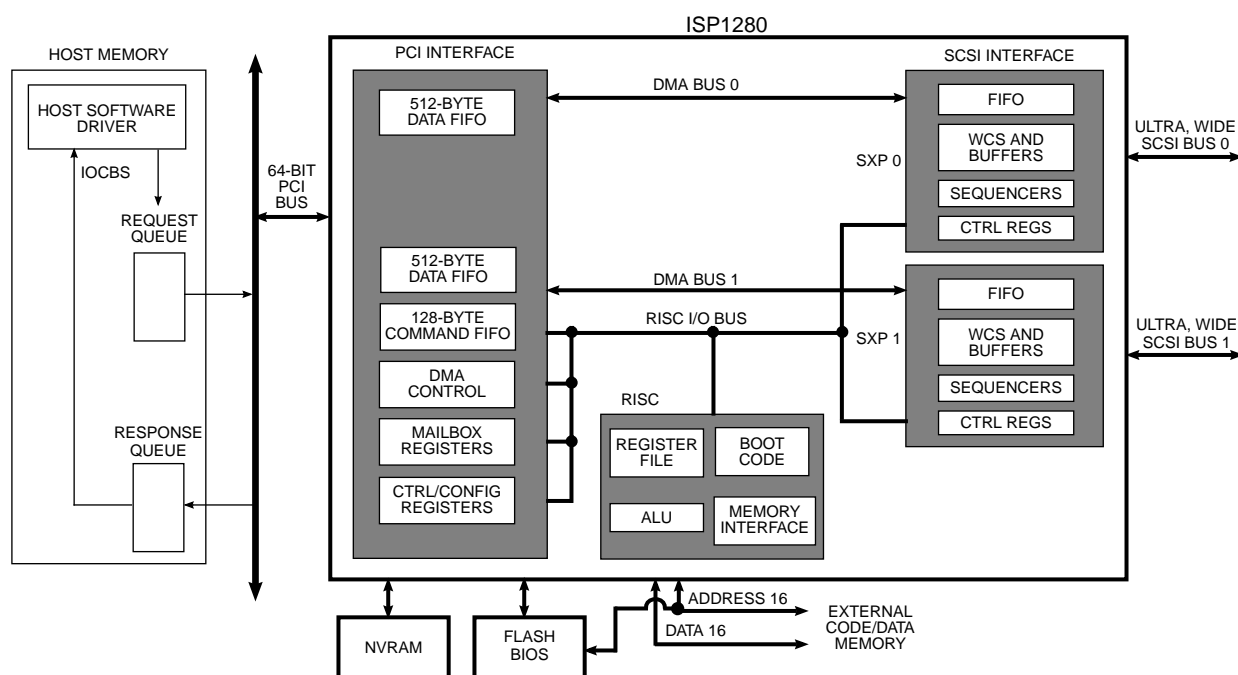


Figure 1. ISP1280 Block Diagram

ISP Initiator and Target Firmware

The ISP1280 firmware implements a cooperative, multitasking host adapter that provides the host system with complete SCSI command and data transport capabilities, thus freeing the host system from the demands of the SCSI bus protocol. The firmware provides two interfaces to the host system: the command interface and the SCSI transport interface. The single-threaded command interface facilitates debugging, configuration, and error recovery, while the multithreaded SCSI transport interface maximizes use of the SCSI and host buses. The ISP1280 can switch between initiator and target modes.

Software Drivers

Windows 95/98 and Windows NT software drivers are provided for the ISP1280. BIOS firmware is also available.

Subsystem Organization

To maximize I/O throughput and improve host and SCSI bus utilization, the ISP1280 incorporates a high-speed proprietary RISC processor; an intelligent SCSI bus controller (SCSI executive processor [SXP]); and a host bus, dual-channel, first-party DMA controller. The SCSI bus controller and the host bus DMA controller operate independently and concurrently under the control of the onboard RISC processor for maximum system performance. The ISP1280 RISC interface requires external program data memory.

The complete I/O subsystem solution including the ISP1280 and associated supporting memory devices is shown in figure 2.

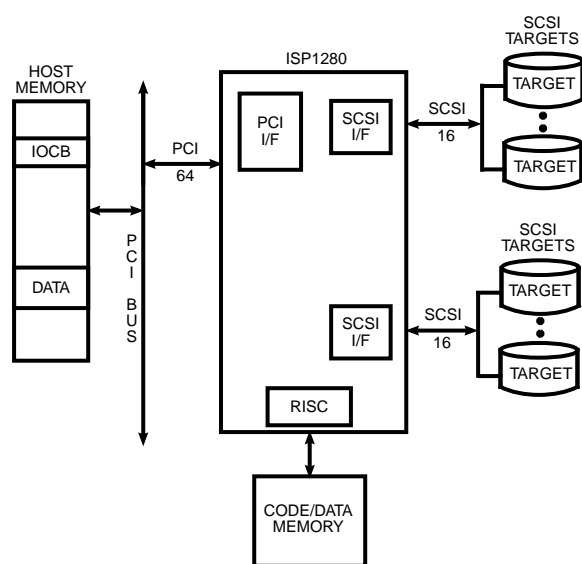


Figure 2. I/O Subsystem Design Using the ISP1280

Interfaces

The ISP1280 interfaces consist of the 64-bit PCI bus interface, two SCSI interfaces, RISC interface, BIOS PROM interface, and NVRAM interface. Pins that support these interfaces and other chip operations are shown in figure 3.

PCI Interface

The ISP1280 PCI interface supports the following:

- 64-bit (address and data), intelligent bus master, burst DMA host interface for fetching I/O control blocks and data transfers
- Supports PCI dual-address cycle (64-bit memory addressing)
- Backward compatible to 32-bit PCI
- Triple-channel DMA controller
- Two 512-byte data DMA FIFOs and a 128-byte command DMA FIFO with threshold control
- 16-bit slave mode for communication with host
- Pipelined DMA registers for efficient scatter and gather operations
- 32-bit DMA transfer counter for I/O transfer lengths of up to four gigabytes
- Support for subsystem ID
- Support for flash BIOS PROM
- Support for PCI cache commands
- 3.3-V and 5.0-V tolerant PCI I/O buffers

The ISP1280 is designed to interface directly to the PCI bus and operate as a 64-bit DMA bus master. This operation is accomplished through a PCI bus interface unit (PBIU) that contains an onboard DMA controller. The PBIU generates and samples PCI control signals, generates host memory addresses, and facilitates the transfer of data between host memory and the onboard DMA FIFO. It also allows the host to access the ISP1280 internal registers and communicate with the onboard RISC processor through the PCI target mode operation.

The ISP1280 onboard DMA controller consists of three independent DMA channels that initiate transactions on the PCI bus and transfer data between the host memory and DMA FIFO. The three DMA channels consist of one command DMA channel and two data DMA channels. The command DMA channel is used mainly by the RISC processor for small transfers such as fetching commands from and writing status information to the host memory over the PCI bus. The data DMA channels transfer data between the two SCSI buses and the PCI bus.

The PBIU internally arbitrates between the data DMA channels and the command DMA channel and alternately services them. Each DMA channel has a set of DMA registers that are programmed for transfers by the RISC processor.

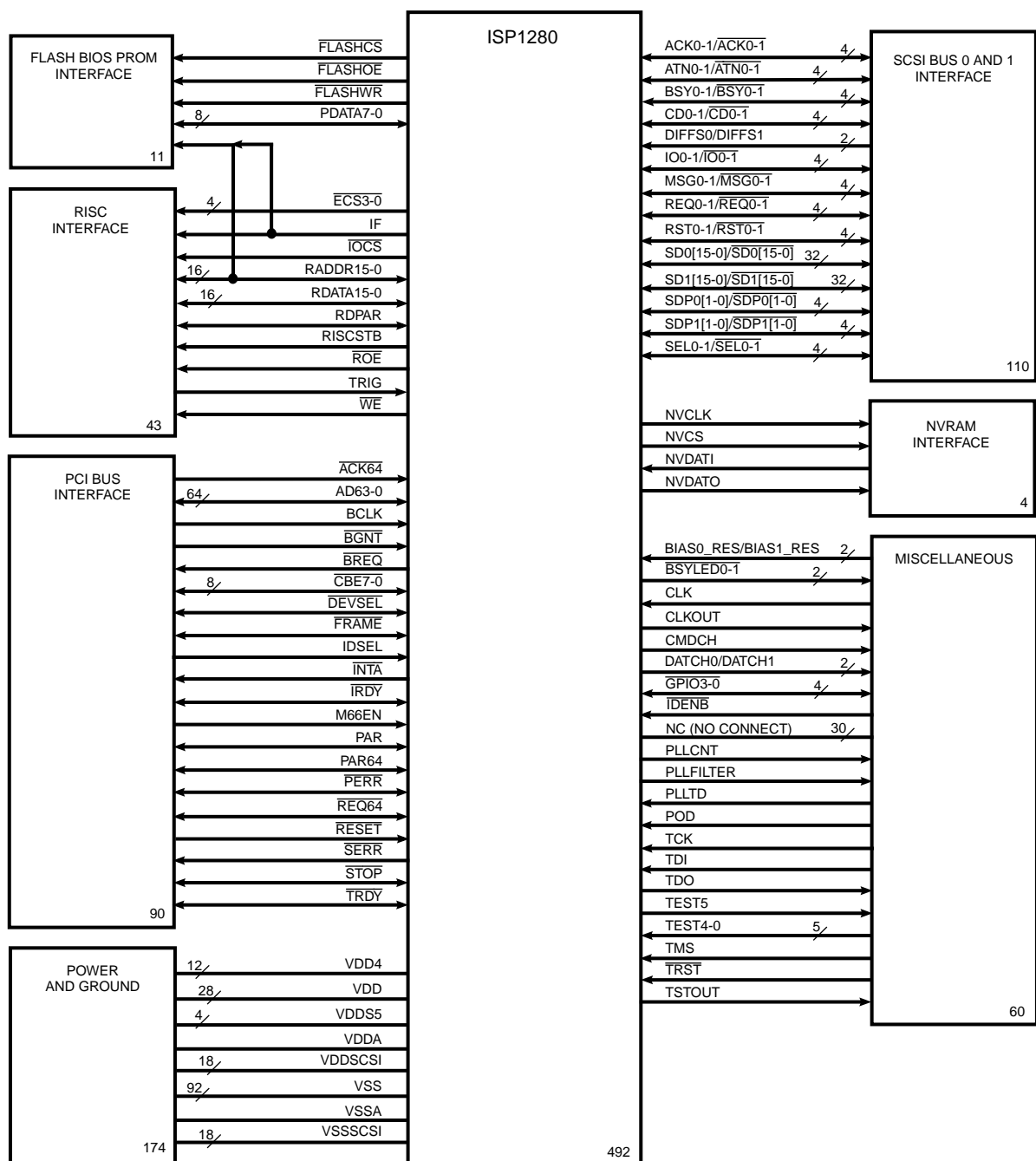


Figure 3. ISP1280 Functional Signal Grouping

SCSI Executive Processor

The ISP1280 SXP supports the following:

- Ultra and Ultra2 (Fast-40) SCSI synchronous data transfer rates up to 80 Mbytes/sec
- Asynchronous SCSI data transfer rates up to 12 Mbytes/sec
- Programmable SCSI processor
 - Specialized instruction set with 16-bit microword
 - 384x16 internal RAM control store
- 32-bit, configurable SCSI transfer counter

- Command, status, message in, and message out buffers
- Device information storage area
- On-chip, LVD SCSI transceivers
- Programmable active negation

The SXP provides an autonomous, intelligent SCSI interface capable of handling complete SCSI operations. The SXP interrupts the RISC processor only to handle higher level functions such as threaded operations or error handling.

RISC Processor

The ISP1280 RISC processor supports the following:

- Execution of multiple I/O control blocks from the host memory
- Reduced host intervention and interrupt overhead
- One interrupt or less per I/O operation

The onboard RISC processor enables the ISP1280 to handle complete I/O transactions with no intervention from the host. The ISP1280 RISC processor controls the chip interfaces; executes simultaneous, multiple input/output control blocks (IOCB); and maintains the required thread information for each transfer.

Packaging

The ISP1280 is available in a 492-pin plastic ballgrid array (PBGA) package.

Windows NT and Windows 95 are trademarks or registered trademarks of Microsoft Corp.
All other brand and product names are trademarks or registered trademarks of their respective holders.

Specifications are subject to change without notice.
QLogic is a trademark of QLogic Corporation.



©October 21, 1998 QLogic Corporation, 3545 Harbor Blvd., Costa Mesa, CA 92626, (800) ON-CHIP-1 or (714) 438-2200