

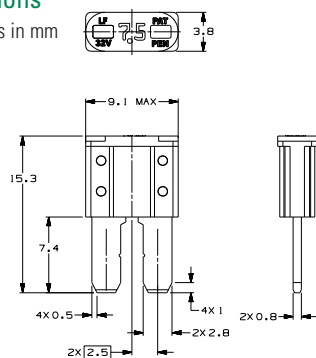
MICRO2™ Blade Fuses



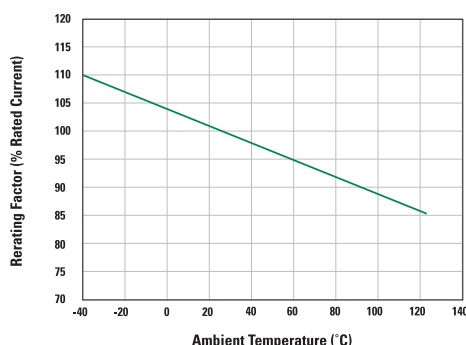
MICRO2™ Sn
(Tin plated) Blade Fuses

Dimensions

Dimensions in mm



Temperature Derating Curve



MICRO2™ Blade Fuses Rated 32V

The MICRO2™ Fuse is the new standard for vehicle circuit protection. Its sub-miniature design meets the need for more circuits to be protected while utilizing less space and its ability to cope with high temperatures in adverse environments makes the MICRO2™ Fuse of recommended choice for protection.

Black amperage stamps are used on the 20A & 25A / light colored housings to improve contrast for vision system inspection.

Specifications

Voltage Rating:

MICRO2
(Silver Plated)

32 VDC

MICRO2 Sn
(Tin Plated)

32 VDC

Interrupting Ratings:

1000A @ 32 VDC

1000A @ 32 VDC

*Component Level Temperature Range:

-40°C to +125°C

-40°C to +105°C

**System Level Temperature Range:

-40°C to +105°C

-40°C to +85°C

105°C and 85°C are typical system level temperature requirements.

Terminals:

Ag plated zinc alloy

Sn plated zinc alloy

Housing Material:

PA66

PA66

Conforms to:

SAE 2741 and ISO 8820-3 in reference to electrical, mechanical and environmental performance requirements

RoHS

Ordering Information

Part Number	Package Size
0327xxx.YX2S	4000
0327xxx.UXS	500
0327xxx.LXS	50
MICRO2 Sn Fuse	
0327xxx.YX2T	4000

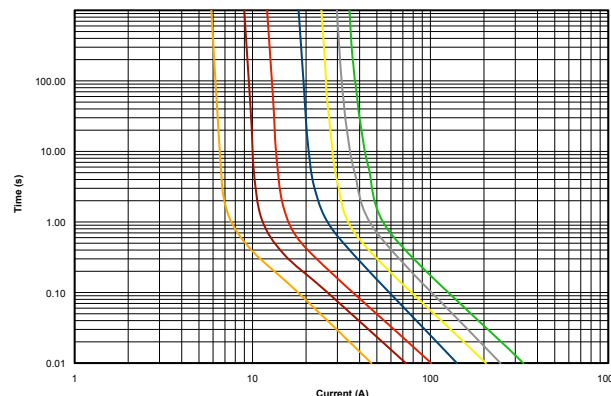
Time-Current Characteristics

% of Rating	Opening Time Min / Max
110	100 h / -
135	0.75 sec / 120 sec
160	0.30 sec / 50 sec
200	0.15 sec / 5 sec
350	0.04 sec / 0.50 sec
600	0.02 sec / 0.100 sec

Ratings

Part Number	Current Rating (A)	Housing Material Color	Typ. Voltage Drop (mV)	Cold Resistance (mΩ)	I²t (A²s)
0327005_	5		116	17.4	17
032707.5_	7.5		106	10.8	47
0327010_	10		102	7.7	89
0327015_	15		94	4.9	189
0327020_	20		91	3.5	397
0327025_	25		90	2.6	585
0327030_	30		88	2.1	1028

Time-Current Characteristic Curves



Component Level Temperature** = the maximum ambient temperature that a single fuse will survive. This does not factor-in the heat from a populated fuse box, but does include the heat from the current load with the proper derating. *System Level Temperature** represents the ambient temperature of the fuse box at a location within the vehicle. The temperature within a populated fuse box (in a given location) will be higher. The limiting factor is the plating. Sn-plating's temperature limit is ≈130°C, and Ag-plating allows up to 150°C at the terminal interface.