


EMI Filters

Type: **EXCEMT**



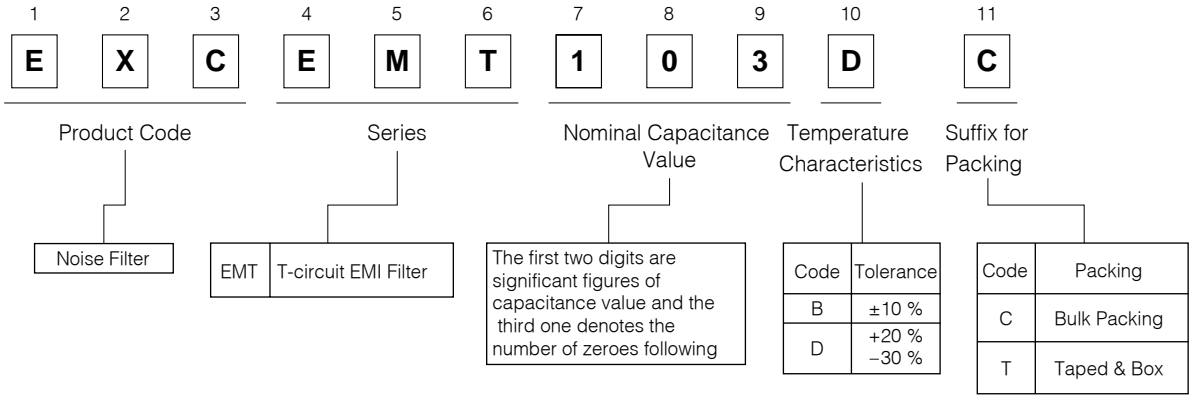
■ Features

- Small in size and taped type is available
- Excellent noise filtering characteristics using T-network connections.
- Preformed leads provide better solderability for through-hole P.W.B.

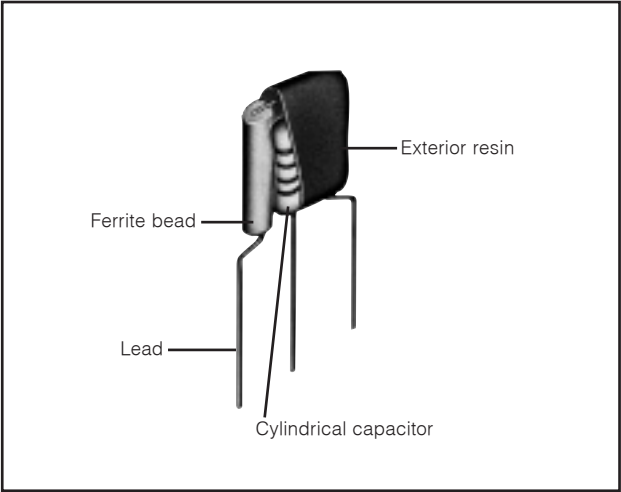
■ Recommended Applications

- Digital equipment Personal Computers, Word Processors, Printers, HDD, PPC, and Communication equipment
- Digital audio and Video equipment
- AC adapters and Switching Power supplies
- Engine controls, Panels and Audio systems
- Electronic musical instruments and other digital devices

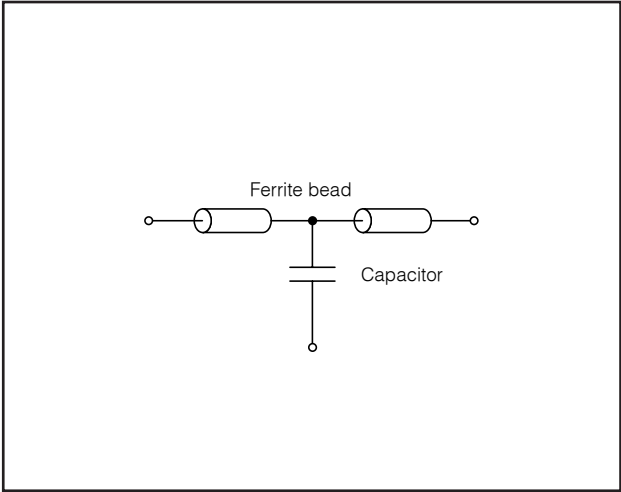
■ Explanation of Part Numbers



■ Construction



■ Schematic



■ Ratings

Category Temperature Range (Operating Temp. Range): -25 °C to +85 °C

Part Number	Rated Voltage (V DC)	Capacitance ⁽¹⁾ (pF)	Tolerance (%)	Temperature Characteristics ⁽²⁾	Rated Current (A DC)	25 dB Attenuation Frequency ⁽³⁾ (MHz)	15 dB Attenuation Frequency ⁽³⁾ (MHz)
EXCENT220B□	50	22	±20	YB	5	800 to 1000	600 to 1000
EXCENT470B□	50	47	±20	YB	5	450 to 700	400 to 1000
EXCENT101B□	50	100	±20	YB	5	350 to 550	250 to 900
EXCENT221B□	50	220	±20	YB	5	250 to 400	150 to 500
EXCENT271B□	50	270	±20	YB	5	250 to 400	150 to 500
EXCENT471B□	50	470	±20	YB	5	150 to 350	70 to 500
EXCENT102B□	50	1000	±20	YB	5	100 to 250	50 to 400
EXCENT222D□	16	2200	±20	YD	5	50 to 200	30 to 400
EXCENT332D□	16	3300	±20	YD	5	40 to 160	25 to 400
EXCENT103D□	16	10000	±30	YD	5	25 to 120	15 to 400

Lead Cut Type: C, Taped Type: T

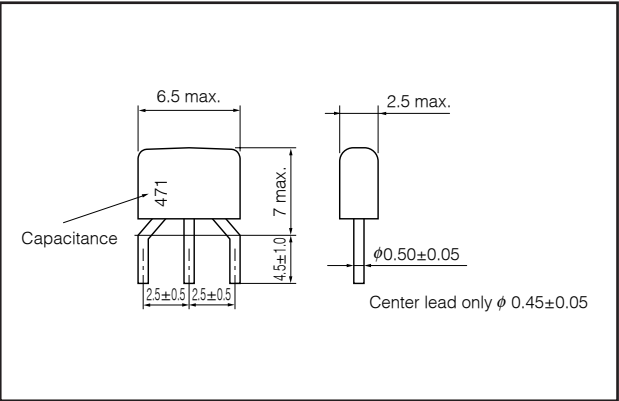
(1) Measurement Temperature: +20 °C, Measurement Frequency: 1 kHz

(2) Temperature Characteristics YB: Maximum capacitance change is ±10 % over the temperature range of -25 °C to +85 °C in reference to +20 °C
YD: Maximum capacitance change is +20, -30 % over the temperature range of -25 °C to +85 °C in reference to +20 °C

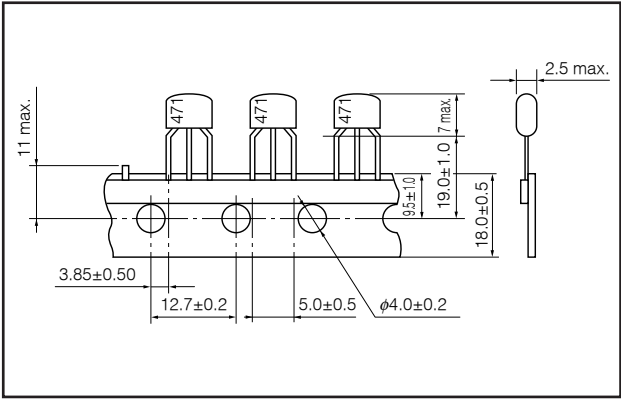
(3) Measurement Temperature: +20 °C

Note: Please inquire to the particular capacitance value, on a range of 22 to 10000 pF.

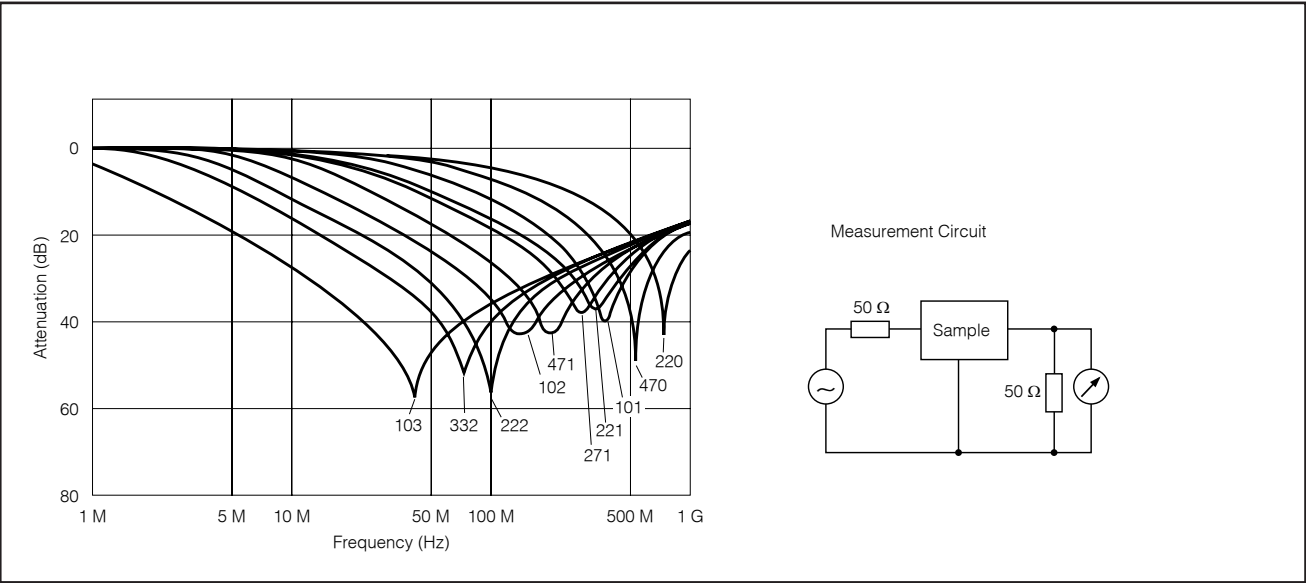
■ Dimensions in mm (not to scale)



■ Standard Lead Taping in mm (not to scale)



■ Typical Attenuation Characteristics



■ Packaging Specifications

Part Number	Standard Quantity	Style	Weight (mg/pcs.)
EXCEMT□□□□C	200 pcs./Bag	Bulk	216
EXCEMT□□□□T	2000 pcs./Box	Flat box	291

Safety Precautions

- The filter may fail in a short-circuit mode (or open-circuit mode) when subjected to severe conditions of electrical and/or environmental stresses beyond their specified rating. Burnout or glowing may result in the worst case.
- Soldering Flux: Use rosin type or nonhalogen type flux.
- Cleaning Solvent: Use alcohol based solution. Consult with us before using any other type of cleaning agent.
- Avoid contact with static electricity.
- Filter characteristics may deteriorate if subjected to surge or other abnormal voltage.
- Excessive mechanical stress may damage the components. Handle with care.
- Store under temperatures ranging from -5°C to $+40^{\circ}\text{C}$ and relative humidity from 40 % to 60 %. Avoid rapid changes of temperature and humidity.
- Use the components within one year of delivery.
- Before ordering, test sample components in your application to ensure proper function and compatibility.