

Discontinuation Notice of photoelectric Sensor

E3X-NH series

Product Discontinuation

Recommended Replacement



E3X-NH series



E3X-SD series

E3X-DA-S series

Discontinuation date : The end of March, 2010

Caution on recommended replacement

- 1) When it is substituted by the E3X-SD series, the residual voltage of the control output becomes it from 1 V max. to 1.5 V max..
- 2) When Auto-tuning (Automatic Sensitivity Compensation) is used, E3X-DA*1AT-S with the ATC function is recommended substitute.
- 3) When timer other than 10ms are necessary at E3X-NH21/51, E3X-DA*1-S with the variable timer function is recommended substitutes.

Difference from discontinued product

Model	Body Color	Dimensions	Wire connection	Mounting Dimentions	Characteristics	Operation ratings	Operation methods
E3X-SD	--	*	*	*	*	*	--
E3X-DA-S	--	*	*	*	*	*	--

** : Fully compatible

* : The change is a little / Almost compatible

-- : Not compatible

- : No corresponding specification

Product Discontinuation and recommended replacement

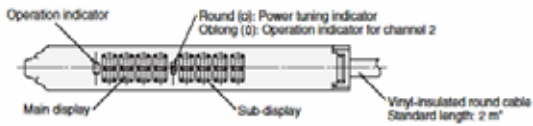
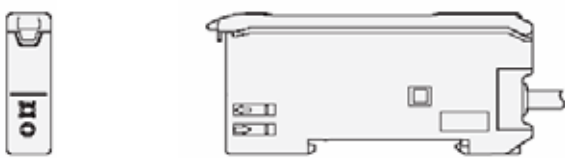
Product discontinuation		Recommended replacement selection condition	Recommended replacement	
Model	Product code		Model	Product code
E3X-NH11 2M E3X-NH11 5M	E3X 1052E E3X 1056H	When Auto-tuning is unnecessary	E3X-SD11 2M	E3X 7038B
		When Auto-tuning is necessary	E3X-DA11AT-S 2M	E3X 1229C
E3X-NH41 2M E3X-NH41 5M	E3X 1059B E3X 1067C	When Auto-tuning is unnecessary	E3X-SD41 2M	E3X 7039M
		When Auto-tuning is necessary	E3X-DA41AT-S 2M	E3X 1229C
E3X-NH21 2M E3X-NH21 5M	E3X 1061D E3X 1066E	When the timer is used with 10ms	E3X-SD11 2M	E3X 7038B
		When the timer is used excluding 10ms	E3X-DA11-S 2M	E3X 1181E
			E3X-DA11-S 5M	E3X 1208M
E3X-NH51 2M E3X-NH51 5M	E3X 1062B E3X 1068A	When the timer is used excluding 10ms and Auto-tuning is unnecessary	E3X-DA11AT-S 2M	E3X 1229C
		When the timer is used with 10ms	E3X-SD41 2M	E3X 7039M
		When the timer is used excluding 10ms	E3X-DA41-S 2M	E3X 1187D
E3X-DA41-S 5M	E3X 1512H			
E3X-NH41-M1J 0.3M	E3X 1073H	When the timer is used excluding 10ms and Auto-tuning is unnecessary	E3X-DA41AT-S 2M	E3X 1229C
		-	None	-

Body color

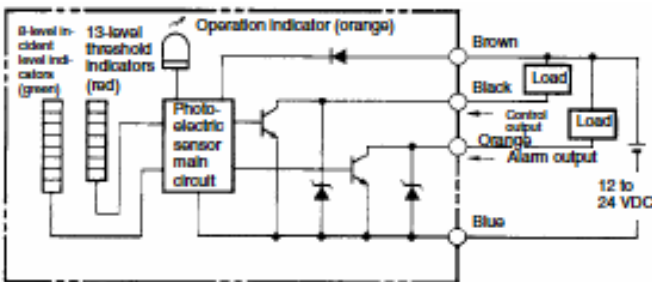
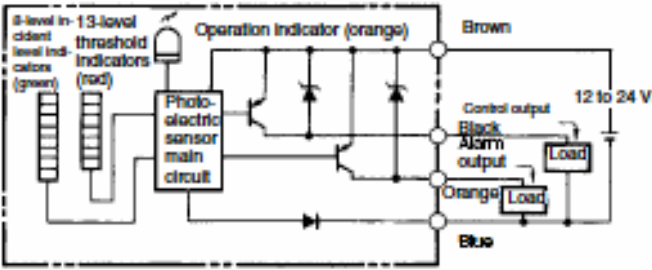
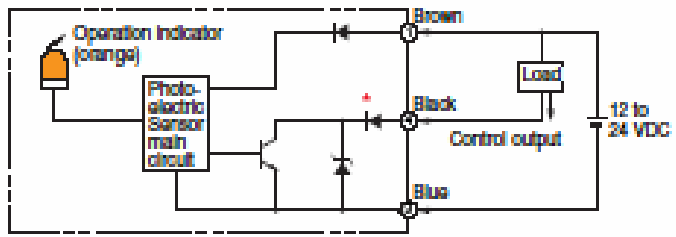
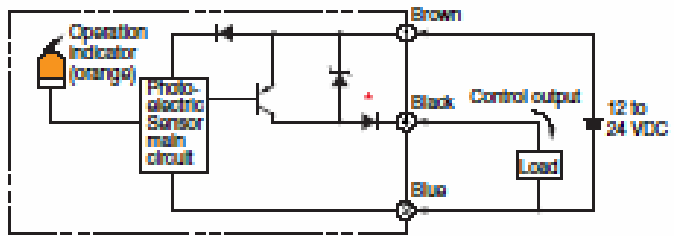
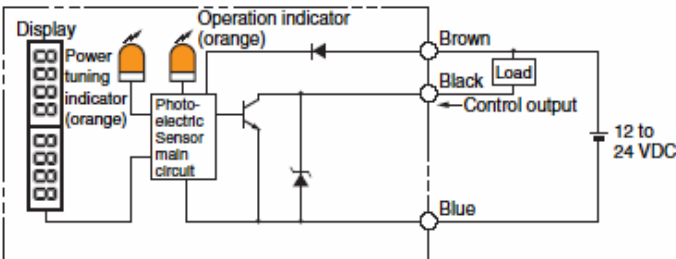
Product discontinuation	Recommended replacement
E3X-NH series	E3X-SD/DA-S series
Case ; Light gray	Black

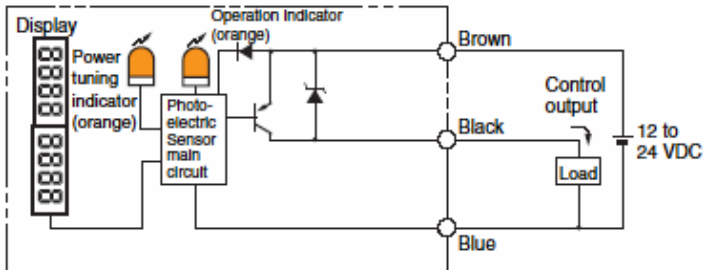
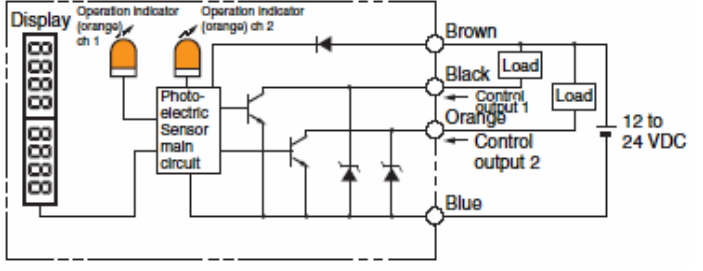
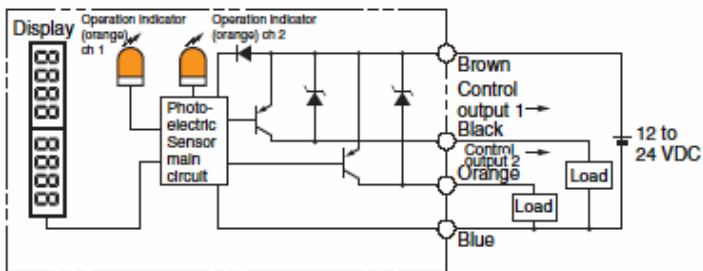
Dimensions

Product discontinuation	Recommended replacement
E3X-NH series	E3X-SD/DA-S series
	<p>E3X-SD series</p> <p>With Mounting Bracket Attached</p> <p>4-dia. vinyl-insulated round cable with 3 conductors* (Conductor cross section: 0.2 mm², insulator diameter: 1.1 mm), Standard length: 2 m.</p> <p>*1. The mounting bracket can also be used on side A. *2. There is no hole for E3X-NA/F models.</p>

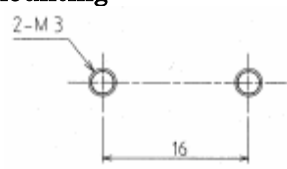
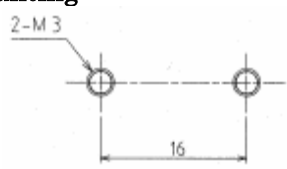
Product discontinuation E3X-NH series	Recommended replacement E3X-SD/DA-S series
	<p>E3X-DA-S series</p>  

Wire Connection

Product discontinuation E3X-NH series	Recommended replacement E3X-SD/DA-S series
<p>E3X-NH11/NH21</p>  <p>E3X-NH41/NH51</p> 	<p>E3X-SD11</p>  <p>E3X-SD41</p>  <p>E3X-DA11-S</p> 

Product discontinuation E3X-NH series	Recommended replacement E3X-SD/DA-S series
	<p>E3X-DA41-S</p>  <p>E3X-DA11AT-S</p>  <p>E3X-DA41AT-S</p> 

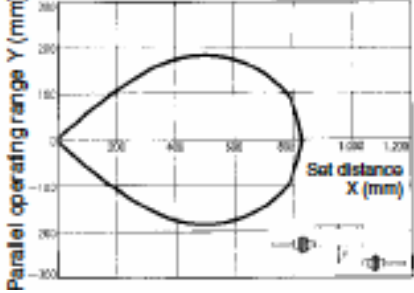
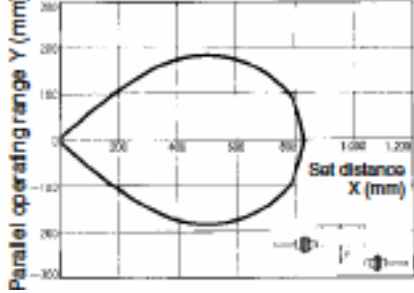
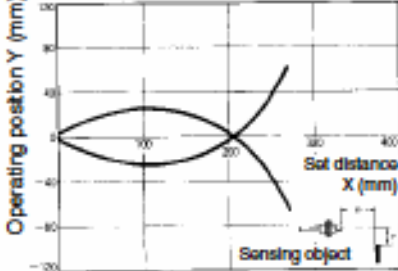
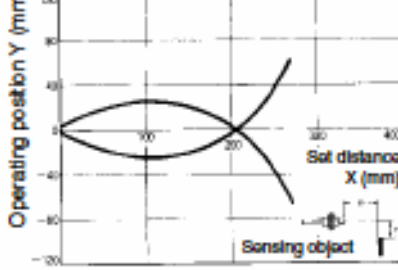

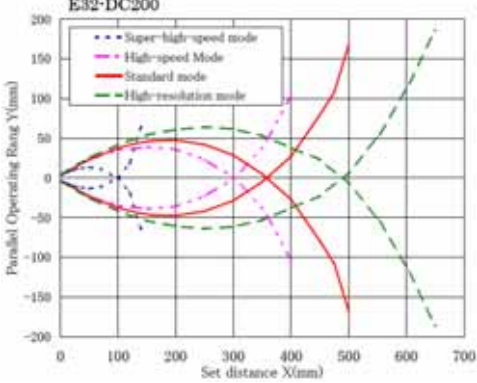
Mounting dimensions

Product discontinuation E3X-NH series	Recommended replacement E3X-SD/DA-S series
<p>1) Din track mounting 2) Screw mounting</p> 	<p>1) Din track mounting 2) Screw mounting</p> 

Characteristics

		Product discontinuation		Recommended replacement		
Model Item	NPN output	E3X-NH11	E3X-NH21	E3X-SD11	E3X-DA11-S	E3X-DA11AT-S
	PNP output	E3X-NH41	E3X-NH51	E3X-SD41	E3X-DA41-S	E3X-DA41AT-S
Light source (wavelength)		Red LED (680nm)		Red LED (620 nm)	Red LED (635 nm)	
Power supply voltage		12 to 24 VDC ±10%, ripple (p-p): 10% max.				
Power consumption Current consumption		75 mA max.	960 mW max. (current consumption: 40 mA max. at power supply voltage of 24 VDC)	960 mW max. (current consumption: 40 mA max. at power supply voltage of 24 VDC)	1080 mW max. (current consumption: 45mA max. at power supply voltage of 24 VDC)	
Control output		Load power supply voltage: 26.4 VDC; open collector; load current: 50 mA max.; residual voltage: 1 V max.	Load power supply voltage: 26.4 VDC; open collector; load current: 50 mA max.; residual voltage: 1.5V max.	Load power supply voltage: 26.4 VDC; NPN/PNP open collector;load current: 50 mA max.; residual voltage: 1 V max.		
Response time		Operate or reset: 1 ms max.	Operate or reset: 200 μs max.	Super-high-speed mode; NPN Operate: 48 μs, reset: 50 μs PNP Operate: 53 μs, reset: 55 μs High-speed Mode; Operate or reset: 250 μs Standard mode; Operate or reset: 1 ms c; Operate or reset: 4 ms	Super-high-speed mode; Operate or reset: 130 μs High-speed Mode; Operate or reset: 250 μs Standard mode; Operate or reset: 1 ms High-resolution mode; Operate or reset: 4 ms	
Sensitivity setting		Teaching or manual method				
Timer function		None	OFF-delay timer 5,10,20,40, 60,80,100 ms	ON/OFF-delay timer: 10 ms (each fixed)	Select from OFF-delay, ON-delay, one-shot, or ON-delay + OFF-delay timer 1 ms to 5 s (1 to 20 ms set in 1-ms increments, 20 to 200 ms set in 5-ms increments, 200 ms to 1 s set in 100-ms increments, and 1 to 5 s set in 1 s-increments)	
Display		Operation indicator (orange LED), 8-level incident level indicator (green LED), 13-level threshold indicator(red LED)		Operation indicator (orange LED), Incident level indicators (green LED)	Operation indicator (orange) Power Tuning indicator (orange)	Operation indicator for channel 1 (orange) Operation indicator for channel 2 (orange)
Digital display		None		Incident level	Select from incident level + threshold or other 6 patterns	
Sensing Distance	E32 -TC200	400mm			760mm (Standard mode)	
	E32 -DC200	150mm			300mm (Standard mode)	
Ambient temperatur		Operating:–25°C to 55°C Storage:–40°C to 70°C (with no icing or condensation)	Operating: Groups of 1 to 3 Amplifiers: –25°C to 55°C Groups of 4 to 11 Amplifiers: –25°C to 50°C Groups of 12 to 16 Amplifiers: –25°C to 45°C Storage: –30°C to 70°C (with no icing or condensation)	Operating: Groups of 1 to 2 Amplifiers: –25°C to 55°C Groups of 3 to 10 Amplifiers: –25°C to 50°C Groups of 11 to 16 Amplifiers: –25°C to 45°C Storage: –30°C to 70°C (with no icing or condensation)		
Ambient humidity		Operating and storage: 35% to 85% (with no condensation)				
Degree of protection		IEC 60529 IP50 (with Protective Cover attached)				
Mate- rials	Case	Polybutylene terephthalate (PBT)				
	Cover	Polycarbonate (PC)				


Operation ratings

<p align="center">Product discontinuation E3X-NH series</p>	<p align="center">Recommended replacement E3X-SD/DA-S series</p>
<p>Parallel Operating Range (Typical)</p> <p>E32-TC200</p> 	<p>E3X-SD series</p> <p>Parallel Operating Range (Typical)</p> <p>E32-TC200</p> 
<p>Operating Range (Typical)</p> <p>E32-DC200</p> 	<p>Operating Range (Typical)</p> <p>E32-DC200</p> 
	<p>E3X-DA-S series</p> <p>Parallel Operating Range (Typical)</p> <p>E32-TC200</p>  <p>Operating Range (Typical)</p> <p>E32-DC200</p> 

Operation methods

Product discontinuation E3X-NH series	Recommended replacement E3X-SD/DA-S series
Operation with slide switch and push-button.	Operation with slide switch and push-button.

Accessories

Product discontinuation E3X-NH series	Recommended replacement E3X-SD/DA-S series
<p>1) Instruction Manual 2) Mounting Bracket ; E39-L143</p> 	<p>1) Instruction Manual 2) Mounting Bracket is not attached.. Please buy optional E39-L143 when the Mounting Bracket is necessary.</p>

Mouser Electronics

Authorized Distributor

Click to View Pricing, Inventory, Delivery & Lifecycle Information:

[Omron:](#)

[E3X-NH11](#)