THIS DRAWING IS UNPUBLISHED. RELEASED FOR PUBLICATION AUG ,2004.
© COPYRIGHT 2004 BY TYCO ELECTRONICS CORPORATION. ALL RIGHTS RESERVED.

POWER POST	6.5	4	4	1, 41	4	1, 41
POWER POST	5.9	4	8	2, 3, 39, 40	8	2, 3, 39, 40
SIGNAL POST	4.4	2.8	〃	〃	〃	4~38
SIGNAL POST	4.4	4	140	4~38	140	〃
CONTACT NAME	L1	L2	QTY of POS	コンタクト配置<列番号>CONTACT LOCATION <COLUMN NO.>	QTY of POS	コンタクト配置<列番号>CONTACT LOCATION <COLUMN NO.>
			5179452−1		1−5179452−1	

LOC	DIST
J	

REVISIONS 変更

P	LTR	DESCRIPTION	DATE	DWN	APVD
	O	RELEASED FJB0−0763−04	06AUG04	C.O	K.I

−1; 本図 (−1; AS SHOWN)

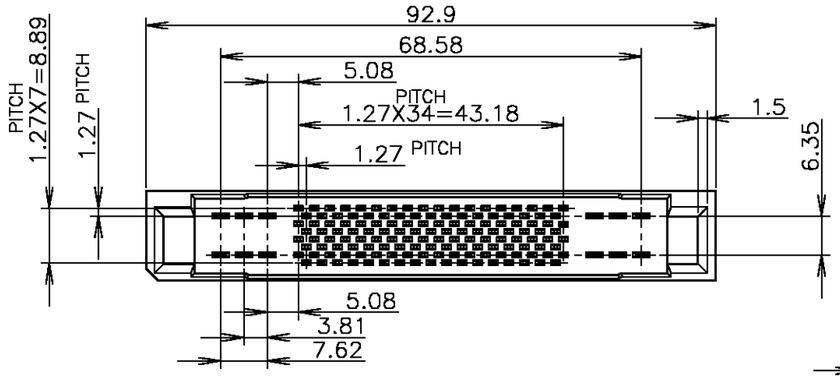

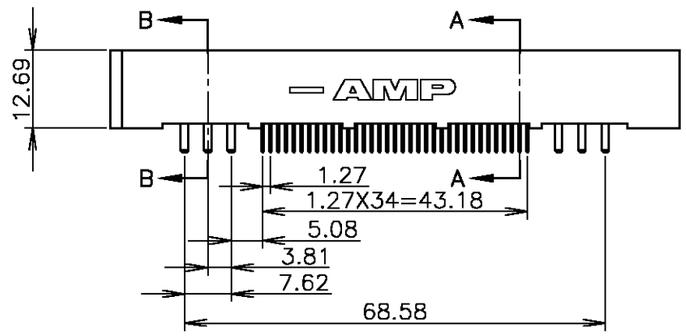

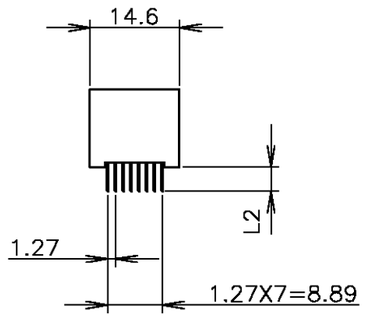

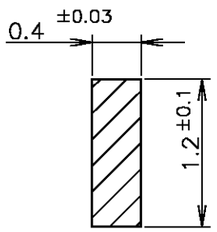

D−D
SCALE 20:1

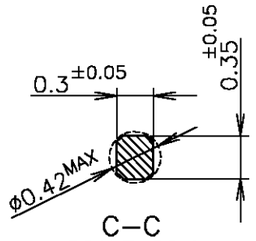

C−C
SCALE 20:1

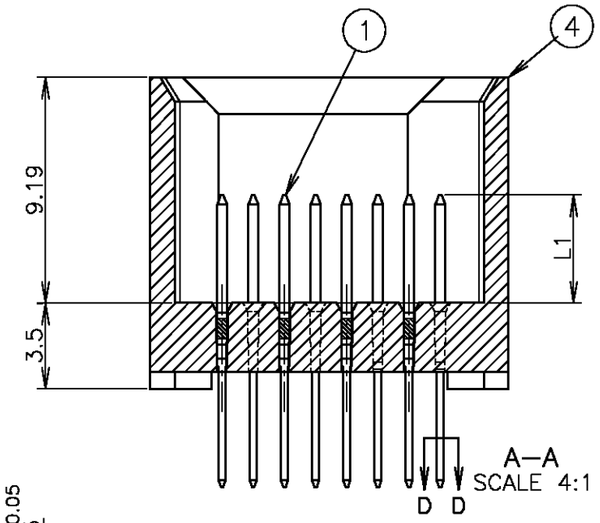

A−A
SCALE 4:1

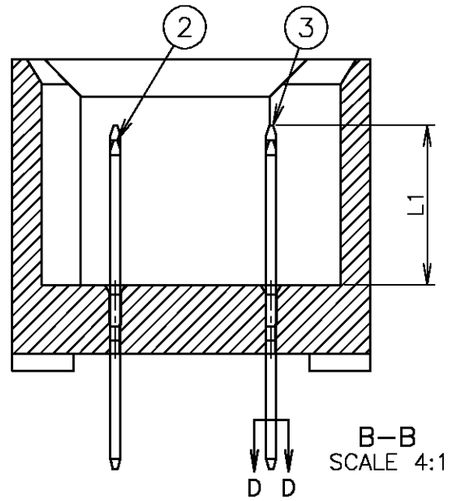

B−B
SCALE 4:1

鉛フリー
LEAD FREE

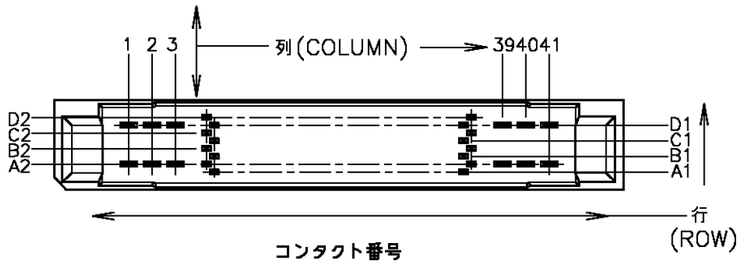

コンタクト番号
CONTACT ADDRESS NO.

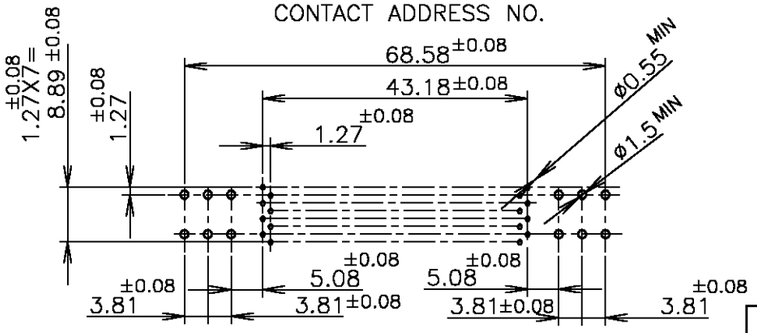

推奨基板寸法 (t=3±0.2)
RECOMMENDED P.C. BOARD DIM. (t=3±0.2)
(コネクタ取付け側より見る)
(VIEW FROM CONN. SIDE.)

ITEM NO.	名称/NAME		材質/MATERIAL	
4	ヘッダ・ハウジング	HDR HOUSING	液晶ポリマー(黒)	LIQUID CRYSTAL POLYMER
3	パワー・ポスト(LONG)	POWER POST(LONG)	銅合金 FINISH UNDER Ni 1.27μm MIN COPPER ALLOY	CONTACT AREA Au 0.5μm MIN TINE AREA TIN PL. 1μm MIN
2	パワー・ポスト(SHORT)	POWER POST(SHORT)	銅合金 FINISH UNDER Ni 1.27μm MIN COPPER ALLOY	CONTACT AREA Au 0.5μm MIN TINE AREA TIN PL. 1μm MIN
1	シグナル・コンタクト	SIGNAL CONTACT	銅合金 FINISH UNDER Ni 1.27μm MIN COPPER ALLOY	CONTACT AREA Au 0.5μm MIN TINE AREA TIN PL. 1μm MIN

THIS DRAWING IS A CONTROLLED DOCUMENT.

DIMENSIONS: 単位: 耗 mm

TOLERANCES UNLESS OTHERWISE SPECIFIED: 一般公差
0 PLC ±
1 PLC ±
2 PLC ±
3 PLC ±
4 PLC ±
ANGLES ±

GENERAL TOLERANCE 一般公差
10 ≧ : ±0.2
30 ≧ > 10: ±0.25
100 ≧ > 30: ±0.3
ANGLES: ±3°

MATERIAL 材料: SEE TABLE 表参照
FINISH 仕上: SEE TABLE 表参照

DWN C.OHASHI 06AUG04
CHK T.KIMURA 06AUG04
APVD K.IKEGAMI 06AUG04
PRODUCT SPEC 製品規格
APPLICATION SPEC 取付適用規格
WEIGHT

CUSTOMER DRAWING

tyco Electronics
Tyco Electronics AMP K.K.
Kawasaki, Japan

NAME 名称: 152P (140 SIGNAL) HDR. ASSY Z−PACK J−II DISK ARRAY CONN.

SIZE A3 | CAGE CODE 00779 | DRAWING NO 番号 C−5179452 | RESTRICTED TO

SCALE 尺度 1:1 | SHEET 1 OF 1 | REV 0

NOT the LATEST REVISION