**Note:** All part numbers are RoHS Compliant.



# Index—Eurostyle

## One-Piece Board Mount (Cage Clamp)

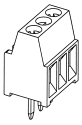

| | Page No. | Page No. | Page No. |
|---|---|---|---|
| **16-30 AWG** | Straight | | |
| 2.54 mm Centerline | 8 | — | — |
| 5.08 mm Centerline | 8 | — | — |

### Low Profile High Temperature and Standard

| **16-28 AWG** | Straight | | |
|---|---|---|---|
| 3.5 mm Centerline | 9 | — | — |
| 3.81 mm Centerline | 9 | — | — |

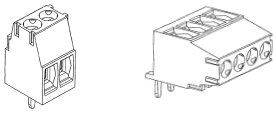

### Stacking with Interlock

| **14-30 AWG** | Straight | Rt.-Angle | |
|---|---|---|---|
| 3.50 mm Centerline | 9 | 19 | — |
| 3.81 mm Centerline | 10 | 19 | — |

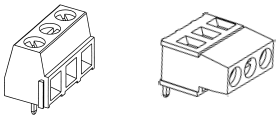

### Low Profile Stacking with Interlock

| **16-30 AWG** | Straight | Rt.-Angle | |
|---|---|---|---|
| 5.00 mm Centerline | 11 | 20 | — |
| 5.08 mm Centerline | 11 | 21 | — |
| 10.00 mm Centerline | 16, 17 | 24 | — |
| 10.16 mm Centerline | 18 | 25 | — |

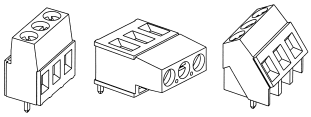

### Stacking with Interlock

| **12-30 AWG** | Straight | Rt.-Angle | Angled |
|---|---|---|---|
| 5.00 mm Centerline | 12 | 20, 21, 28 | 26 |
| 5.08 mm Centerline | 13, 14 | 21, 22 | 26 |
| 7.50 mm Centerline | 14, 15 | 23 | — |
| 7.62 mm Centerline | 15, 16 | 23 | — |
| 10.00 mm Centerline | 16, 17 | 24 | 27 |
| 10.16 mm Centerline | 18 | 25 | 27 |

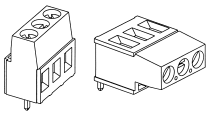

### High Current Stacking with Interlock

| **10-24 AWG** | Straight | Rt.-Angle | Angled |
|---|---|---|---|
| 6.35 mm Centerline | 29 | — | — |
| 9.52 mm Centerline | 29 | — | 30 |

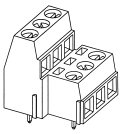

### Multi-Level Stacking with Interlock 1st and 2nd Level

| **16-30 AWG** | |
|---|---|
| 5.00 mm Centerline | 32 |
| 5.08 mm Centerline | 33 |
| **12-30 AWG** | |
| 5.00 mm Centerline | 32 |
| 5.08 mm Centerline | 33, 34 |

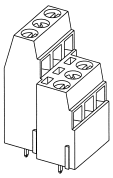

### Multi-Level Stacking with Interlock 2nd and 3rd Level

| **16-30 AWG** | |
|---|---|
| 5.08 mm Centerline | 34 |
| **12-30 AWG** | |
| 5.08 mm Centerline | 35 |

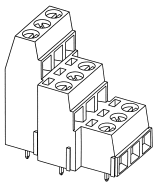

### Multi-Level Stacking with Interlock Three Levels

| **16-30 AWG** | Page No. |
|---|---|
| 5.00 mm Centerline | 35 |
| 5.08 mm Centerline | 36 |
| **12-30 AWG** | |
| 5.00 mm Centerline | 36 |
| 5.08 mm Centerline | 37 |

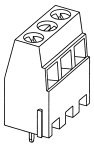

### Multi-Level Stacking with Interlock 2nd Level

| **16-30 AWG** | |
|---|---|
| 5.00 mm Centerline | 38 |
| 5.08 mm Centerline | 39 |
| **12-30 AWG** | |
| 5.00 mm Centerline | 38, 39 |
| 5.08 mm Centerline | 40 |

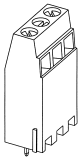

### Multi-Level Stacking with Interlock 3rd Level

| **16-30 AWG** | |
|---|---|
| 5.00 mm Centerline | 41 |
| 10.00 mm Centerline | 43 |
| **12-30 AWG** | |
| 5.00 mm Centerline | 41 |
| 5.08 mm Centerline | 42 |

## One-Piece Board Mount (Wire Protector Version)

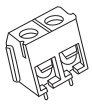

### Straight Stacking with Interlock

| **14-22 AWG** | |
|---|---|
| 5.00 mm Centerline | 95 |

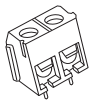

### Low Profile Straight Stacking with Interlock (LT)

| **14-22 AWG** | |
|---|---|
| 5.00 mm Centerline | 95, 97 |

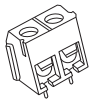

### Straight Stacking with Interlock (LT)

| **18-26 AWG** | |
|---|---|
| 3.50 mm Centerline | 96 |
| **14-22 AWG** | |
| 5.00 mm Centerline | 98 |



Catalog 1308389
Revised 6-07

www.tycoelectronics.com

Dimensions are in millimeters and inches unless otherwise specified.

Dimensions are shown for reference purposes only. Specifications subject to change.

USA: 1-800-522-6752
Canada: 1-905-470-4425
Mexico: 01-800-733-8926
C. America: 52-55-1106-0803

South America: 55-11-2103-6000
Hong Kong: 852-2735-1628
Japan: 81-44-844-8013
UK: 8706-080-208

**Note:** All part numbers are RoHS Compliant.

# Index—Eurostyle

### One-Piece Board Mount (Wire Protector Version)



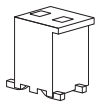

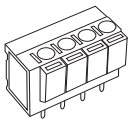

### Two-Piece

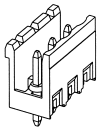

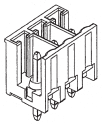

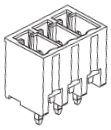

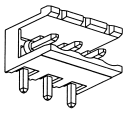

### 45° Wire Inlet with Interlock (LT)

| 14-22 AWG | Page No. |
|---|---|
| 5.00 mm Centerline | 99 |
| 5.08 mm Centerline | 99 |

### SMT with Wire Trap

| | |
|---|---|
| 2.5 mm Centerline | 101 |

### Screwless

| 14-22 AWG | |
|---|---|
| 5.00 mm Centerline | 103-105 |
| 5.08 mm Centerline | 103-105 |

### Straight Open End Headers

| | |
|---|---|
| 5.00 mm Centerline | 51 |
| 5.08 mm Centerline | 52 |
| 7.50 mm Centerline | 53 |
| 7.62 mm Centerline | 54 |
| 10.00 mm Centerline | 55 |
| 10.16 mm Centerline | 56 |

### Straight Open End Headers with Interlock

| | |
|---|---|
| 3.50 mm Centerline | 49 |
| 3.81 mm Centerline | 50 |
| 5.00 mm Centerline | 57 |
| 5.08 mm Centerline | 57 |

### Straight Closed End Headers

| | |
|---|---|
| 3.50 mm Centerline | 49 |
| 3.81 mm Centerline | 50 |
| 5.00 mm Centerline | 51 |
| 5.08 mm Centerline | 52 |
| 7.50 mm Centerline | 53 |
| 7.62 mm Centerline | 54 |
| 10.00 mm Centerline | 55 |
| 10.16 mm Centerline | 56 |

### Right-Angle Open End Stacking Headers

| | |
|---|---|
| 5.00 mm Centerline | 59 |
| 5.08 mm Centerline | 61 |
| 7.50 mm Centerline | 62 |
| 7.62 mm Centerline | 63 |
| 10.00 mm Centerline | 64 |
| 10.16 mm Centerline | 65 |

### Two-Piece (Continued)

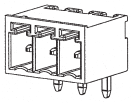

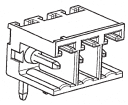

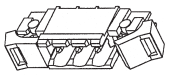

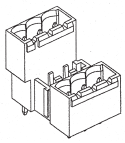

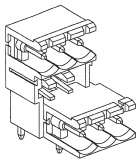

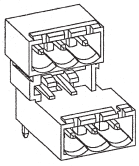

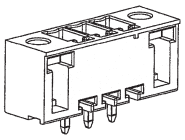

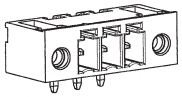

### Right-Angle Closed End Headers

| | Page No. |
|---|---|
| 3.50 mm Centerline | 58 |
| 3.81 mm Centerline | 58 |
| 5.00 mm Centerline | 59 |
| 5.08 mm Centerline | 61 |
| 7.50 mm Centerline | 62 |
| 7.62 mm Centerline | 63 |
| 10.00 mm Centerline | 64 |
| 10.16 mm Centerline | 65 |

### Right-Angle Open End Headers with Interlock

| | |
|---|---|
| 5.00 mm Centerline | 66 |
| 5.08 mm Centerline | 66 |

### Right-Angle Closed End Headers with Ejectors

| | |
|---|---|
| 5.08 mm Centerline | 67 |

### Straight Closed End Double-Row Headers with Interlock

| | |
|---|---|
| 5.00 mm Centerline | 68 |
| 5.08 mm Centerline | 68 |
| 10.00 mm Centerline | 69 |
| 10.16 mm Centerline | 69 |

### Right-Angle Open End Double-Row Headers with Interlock

| | |
|---|---|
| 5.00 mm Centerline | 70 |
| 5.08 mm Centerline | 70 |

### Right-Angle Closed End Double-Row Headers with Interlock

| | |
|---|---|
| 5.00 mm Centerline | 71 |
| 5.08 mm Centerline | 71 |
| 10.00 mm Centerline | 72 |
| 10.16 mm Centerline | 72 |

### Straight Headers with Threaded Flange

| | |
|---|---|
| 3.50 mm Centerline | 45 |
| 3.81 mm Centerline | 45 |
| 5.08 mm Centerline | 46 |

### Right-Angle Closed End Headers with Threaded Flange

| | |
|---|---|
| 3.50 mm Centerline | 47 |
| 3.81 mm Centerline | 47 |
| 5.00 mm Centerline | 48 |
| 5.08 mm Centerline | 48 |



Dimensions are in millimeters and inches unless otherwise specified.

Dimensions are shown for reference purposes only. Specifications subject to change.

USA: 1-800-522-6752
Canada: 1-905-470-4425
Mexico: 01-800-733-8926
C. America: 52-55-1106-0803

South America: 55-11-2103-6000
Hong Kong: 852-2735-1628
Japan: 81-44-844-8013
UK: 8706-080-208

**Note:** All part numbers are RoHS Compliant.

# Index—Eurostyle



**Two-Piece** (Continued)

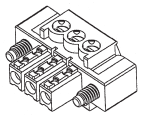

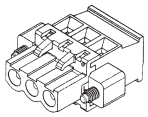

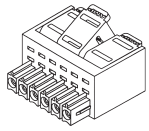

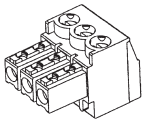

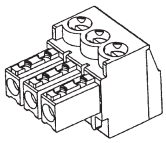

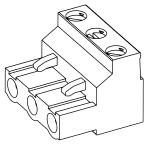

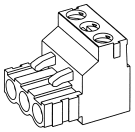

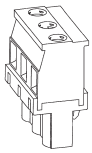


| Right-Angle Plugs with Screw Flange | Page No. |
|---|---|
| **14-30 AWG** | |
| 3.50 mm Centerline | 73 |
| 3.81 mm Centerline | 73 |
| **12-30 AWG** | |
| 5.00 mm Centerline | 74 |
| 5.08 mm Centerline | 74 |

| Straight Plugs with Screw Flange, Left- and Right-Hand Versions | |
|---|---|
| **12-30 AWG** | |
| 5.08 mm Centerline | 75 |

| PIVOT BLOCK Plugs (IDC) | |
|---|---|
| **22-24 AWG** | |
| 3.5 mm Centerline | 102 |

| Right-Angle Plugs | |
|---|---|
| **14-30 AWG** | |
| 3.50 mm Centerline | 76 |
| 3.81 mm Centerline | 76 |

| Right-Angle Plugs with Interlock | |
|---|---|
| **14-30 AWG** | |
| 3.81 mm Centerline | 80 |

| Right-Angle Plugs with Retention Latch | |
|---|---|
| **12-30 AWG** | |
| 5.00 mm Centerline | 77 |
| 5.08 mm Centerline | 77 |
| 7.50 mm Centerline | 78 |
| 7.62 mm Centerline | 78 |
| 10.00 mm Centerline | 79 |
| 10.16 mm Centerline | 79 |

| Right-Angle Stacking Plugs with Retention Latch and Interlock | |
|---|---|
| **12-30 AWG** | |
| 5.00 mm Centerline | 81 |
| 5.08 mm Centerline | 81 |

| Straight Plugs with Retention Latch, Left- and Right-Hand Versions | |
|---|---|
| **12-30 AWG** | |
| 5.00 mm Centerline | 82 |
| 5.08 mm Centerline | 83 |
| 7.50 mm Centerline | 84 |
| 7.62 mm Centerline | 84 |
| 10.00 mm Centerline | 84 |
| 10.16 mm Centerline | 84 |


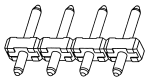

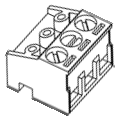

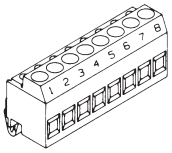

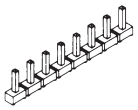

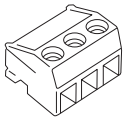

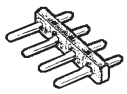


| Unshrouded Pin Headers | Page No. |
|---|---|
| 5.0 mm Centerline | 85 |
| 10.0 mm Centerline | 85 |

| Special 90°/180° and 90°/270° Plug Connectors | |
|---|---|
| **14-30 AWG** | |
| 5.0 mm Centerline | 86, 87 |
| 10.0 mm Centerline | 88 |

| Flush-Mount Plug-In Connectors with Cage Clamp | |
|---|---|
| **12-30 AWG** | |
| 5.00 mm Centerline | 89 |
| 5.08 mm Centerline | 91 |

| Unshrouded Pin Headers | |
|---|---|
| 5.00 mm Centerline | 90 |
| 5.08 mm Centerline | 92 |

| Flush Mount Plug | |
|---|---|
| **14-22 AWG** | |
| 5.00 mm Centerline | 100 |

| Straight Unshrouded Pin Header | |
|---|---|
| 5.00 mm Centerline | 100 |


**Accessories**

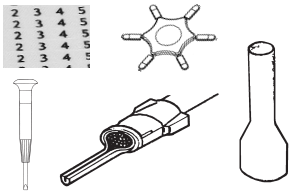


| | |
|---|---|
| **Labeling** | 106 |
| **Polarization Keys** | 107 |
| **Screwdrivers** | 107 |
| **Wire Pins** | 108 |
| **Wire Ferrules** | 109, 110 |




Catalog 1308389
Revised 6-07

www.tycoelectronics.com

Dimensions are in millimeters and inches unless otherwise specified.

Dimensions are shown for reference purposes only. Specifications subject to change.

USA: 1-800-522-6752
Canada: 1-905-470-4425
Mexico: 01-800-733-8926
C. America: 52-55-1106-0803

South America: 55-11-2103-6000
Hong Kong: 852-2735-1628
Japan: 81-44-844-8013
UK: 8706-080-208

**Note:** All part numbers are RoHS Compliant.

## Stacking Screw Clamp Connectors

### Product Facts

- **Certified by the VDE Testing and Certification Institute VDE File No. 6917 (Two-Piece Version) VDE File No. 6920 (One-Piece Version)**
- **Recognized under the Component Program of Underwriters Laboratories Inc., File No. E60677**
- **Certified by Canadian Standards Association, File No. 703157**
- **Produced under Quality Management System certified to ISO 9001**

### Technical Documents

**Product Specification:**
108-20166 Terminal Block Connectors, Stacking PC Board Mount

**Application Specification:**
114-20079 Terminal Block Stacking Connectors



Terminal Block connectors feature the special rising cage clamp design (see illustration on page 7). The modular design of Terminal Block connectors consists of one-piece board mount terminal blocks and plug connectors with mating straight and right-angle shrouded headers. A special version – which can be mated either 90° or 180° – completes the product line. Terminal Block connectors offer several advantages:

- IR Reflow compatible
- Terminal Block connectors have a rising cage clamp which promotes numerous reliable connections and disconnections at field installations
- All blocks are supplied with open screws which shortens the time for connection
- The double captive screw system guards against lost screws
- All metal parts are non-magnetic
- The housing material used is halogen free Polyamide 6.6 according to UL 94V-0 (self-extinguishing); operating temperature -40°C to +105°C
- The housing funnel entry design enables an easier product application
- The open bottom design facilitates the PCB washing and reduces trapping of soldering fumes and dirt, with better insulation
- Available on the board mount connectors is test probe access to determine if an electrical connection has been made
- Contacts are post tin-plated with nickel underplate which allows the product to be used in specially corrosive environments

Board mount connectors, as well as pc board plugs and headers, are stackable end-to-end without loss of centerline spacing.

Ease of assembly is facilitated by built-in interlocks on the housings. Pre-assembled products can be delivered upon request. Adhesive labels are available to number the cavities. Customer specific labeling is also available upon request.

Terminal Block connectors are interchangeable with most existing products and pc board footprint is fully compatible with existing Industry Standards.



Dimensions are in millimeters and inches unless otherwise specified.

Dimensions are shown for reference purposes only. Specifications subject to change.

USA: 1-800-522-6752
Canada: 1-905-470-4425
Mexico: 01-800-733-8926
C. America: 52-55-1106-0803

South America: 55-11-2103-6000
Hong Kong: 852-2735-1628
Japan: 81-44-844-8013
UK: 8706-080-208

**Note:** All part numbers are RoHS Compliant.



## Terminal Block Board Mount Connectors

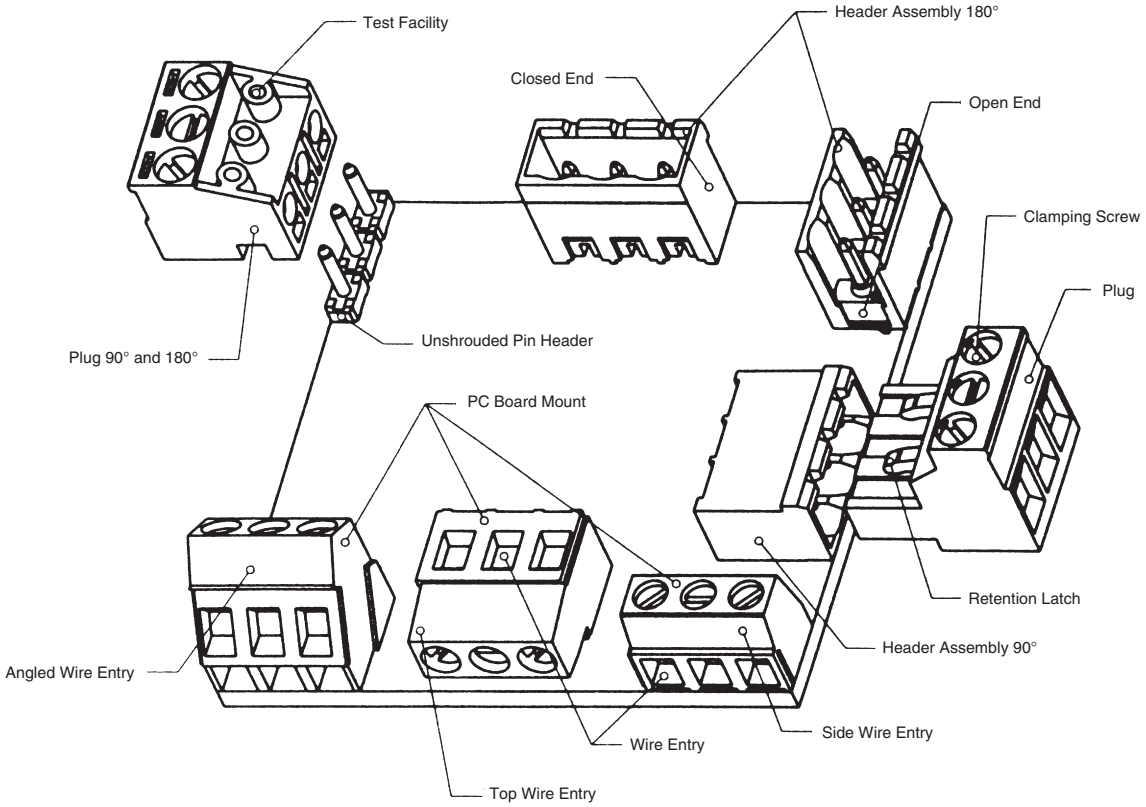


## Rising Cage Clamp Design

### Cross Section One-Piece Connector

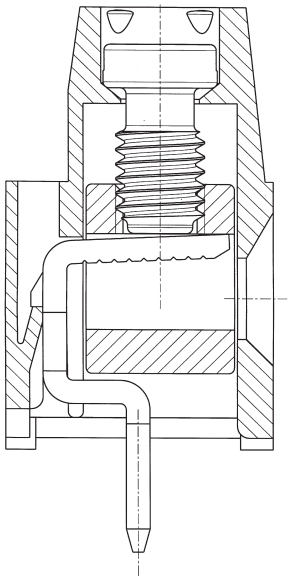

### Cross Section Two-Piece Connector

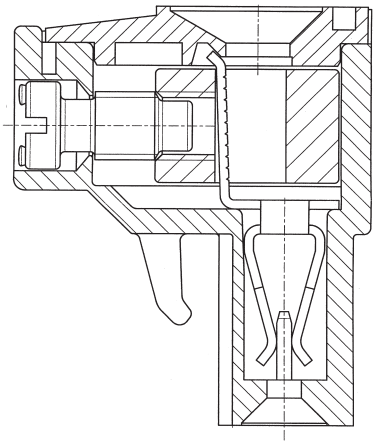



Catalog 1308389
Revised 6-07

www.tycoelectronics.com

Dimensions are in millimeters and inches unless otherwise specified.

Dimensions are shown for reference purposes only. Specifications subject to change.

USA: 1-800-522-6752
Canada: 1-905-470-4425
Mexico: 01-800-733-8926
C. America: 52-55-1106-0803

South America: 55-11-2103-6000
Hong Kong: 852-2735-1628
Japan: 81-44-844-8013
UK: 8706-080-208

**Note:** All part numbers are RoHS Compliant.

## Board Mount, Side Wire Entry

### Board Mount, 2.54 mm Centerline, Side Wire Entry

**UL Rating – 150 V, 10 A**
**16-30 AWG**

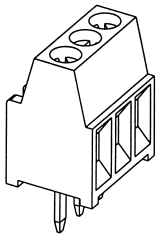

**Suggested Screw Torque**—
1.73 in.-lbs.

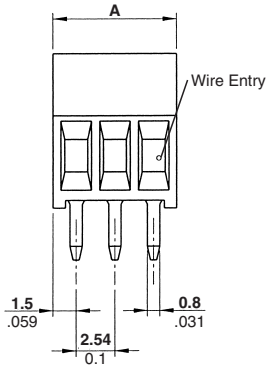


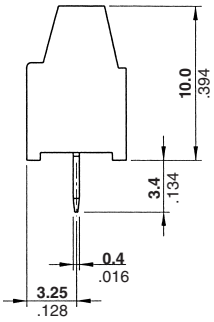


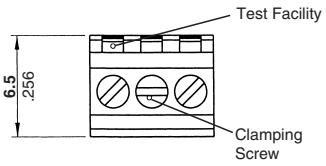


**Recommended PC Board Layout**

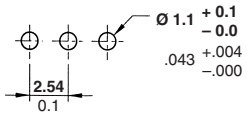


| No. of Positions | Dim. A | Part Numbers | |
|---|---|---|---|
| | | Green | Gray |
| 2 | **5.54** [0.218] | 282834-2 | 1546215-2 |
| 3 | **8.08** [0.318] | 282834-3 | 1546215-3 |
| 4 | **10.62** [0.418] | 282834-4 | 1546215-4 |
| 5 | **13.16** [0.518] | 282834-5 | 1546215-5 |
| 6 | **15.70** [0.618] | 282834-6 | 1546215-6 |
| 7 | **18.24** [0.718] | 282834-7 | 1546215-7 |
| 8 | **20.78** [0.818] | 282834-8 | 1546215-8 |
| 9 | **23.32** [0.918] | 282834-9 | 1546215-9 |
| 10 | **25.86** [1.018] | 1-282834-0 | 1-1546215-0 |
| 11 | **28.40** [1.118] | 1-282834-1 | 1-1546215-1 |
| 12 | **30.94** [1.218] | 1-282834-2 | 1-1546215-2 |

### Board Mount, 5.08 mm Centerline, Side Wire Entry Color – Green

**UL Rating – 300 V, 10 A**
**16-30 AWG**

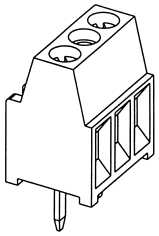

**Suggested Screw Torque**—
1.73 in.-lbs.

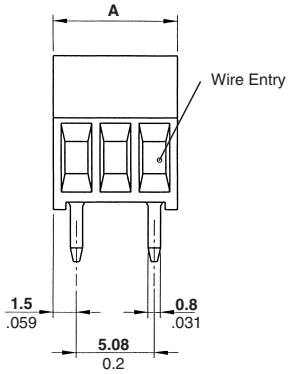


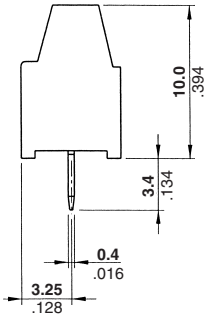


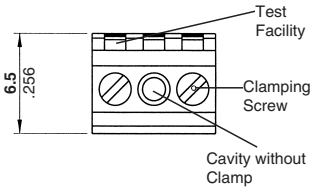


**Recommended PC Board Layout**

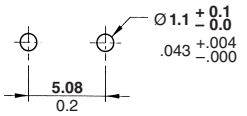


| No. of Positions | Dim. A | Part Numbers |
|---|---|---|
| 2 | **8.08** [0.318] | 282835-2 |
| 3 | **13.16** [0.518] | 282835-3 |
| 4 | **18.24** [0.718] | 282835-4 |
| 5 | **23.32** [0.918] | 282835-5 |
| 6 | **28.40** [1.118] | 282835-6 |



Dimensions are in millimeters and inches unless otherwise specified.

Dimensions are shown for reference purposes only. Specifications subject to change.

USA: 1-800-522-6752
Canada: 1-905-470-4425
Mexico: 01-800-733-8926
C. America: 52-55-1106-0803

South America: 55-11-2103-6000
Hong Kong: 852-2735-1628
Japan: 81-44-844-8013
UK: 8706-080-208

**Note:** All part numbers are RoHS Compliant.



# Board Mount, Side Wire Entry

## Board Mount w/Interlock, 3.5 mm Centerline, Side Wire Entry

## UL Rating – 300 V, 12 A 14-30 AWG

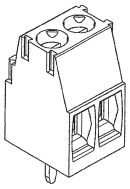

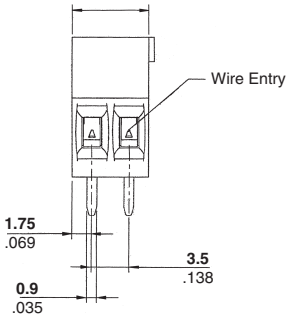


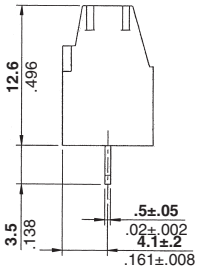


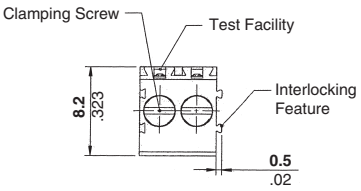


**Recommended PC Board Layout**

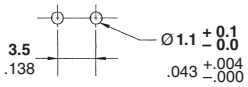


**Suggested Screw Torque**—
2.2 in.-lbs.

| No. of Positions | Dim. A | Part Numbers | |
|---|---|---|---|
| | | Green | Blue |
| 2 | **7.0** [0.276] | 284391-2 | 1546227-2 |
| 3 | **10.5** [0.413] | 284391-3 | 1546227-3 |
| 4 | **14.0** [0.551] | 284391-4 | 1546227-4 |
| 5 | **17.5** [0.689] | 284391-5 | 1546227-5 |
| 6 | **21.0** [0.827] | 284391-6 | 1546227-6 |
| 7 | **24.5** [0.965] | 284391-7 | 1546227-7 |
| 8 | **28.0** [1.102] | 284391-8 | 1546227-8 |
| 9 | **31.5** [1.240] | 284391-9 | 1546227-9 |
| 10 | **35.0** [1.378] | 1-284391-0 | 1-1546227-0 |
| 11 | **38.5** [1.516] | 1-284391-1 | 1-1546227-1 |
| 12 | **42.0** [1.654] | 1-284391-2 | 1-1546227-2 |
| 13 | **45.5** [1.791] | 1-284391-3 | 1-1546227-3 |

| No. of Positions | Dim. A | Part Numbers | |
|---|---|---|---|
| | | Green | Blue |
| 14 | **49.0** [1.929] | 1-284391-4 | 1-1546227-4 |
| 15 | **52.5** [2.067] | 1-284391-5 | 1-1546227-5 |
| 16 | **56.0** [2.205] | 1-284391-6 | 1-1546227-6 |
| 17 | **59.5** [2.343] | 1-284391-7 | 1-1546227-7 |
| 18 | **63.0** [2.480] | 1-284391-8 | 1-1546227-8 |
| 19 | **66.5** [2.618] | 1-284391-9 | 1-1546227-9 |
| 20 | **70.0** [2.756] | 2-284391-0 | 2-1546227-0 |
| 21 | **73.5** [2.894] | 2-284391-1 | 2-1546227-1 |
| 22 | **77.0** [3.031] | 2-284391-2 | 2-1546227-2 |
| 23 | **80.5** [3.169] | 2-284391-3 | 2-1546227-3 |
| 24 | **84.0** [3.307] | 2-284391-4 | 2-1546227-4 |
| 25 | **87.5** [3.445] | 2-284391-5 | 2-1546227-5 |

## Board Mount 3.5 mm Centerline, Side Wire Entry

## UL Rating – 300 V, 12 A 16-28 AWG

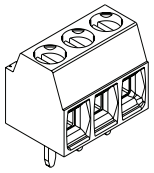

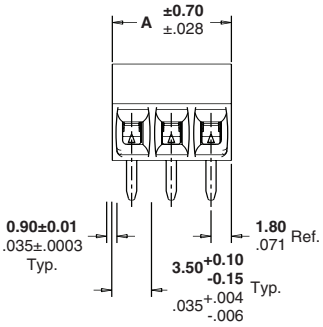


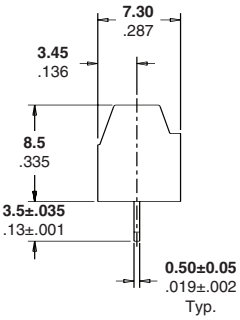


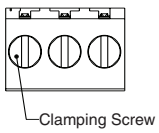


**Recommended PC Board Layout**

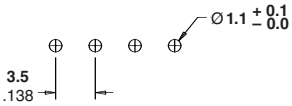


| No. of Positions | Dim. A | Part Numbers | |
|---|---|---|---|
| | | Black* | Green |
| 2 | **7.00** [276] | 1776112-2 | 1546551-2 |
| 3 | **10.50** [.413] | 1776112-3 | 1546551-3 |
| 4 | **14.00** [.551] | 1776112-4 | 1546551-4 |
| 5 | **17.50** [689] | — | 1546551-5 |
| 6 | **21.00** [.827] | — | 1546551-6 |
| 7 | **24.50** [.965] | — | 1546551-7 |
| 8 | **28.00** [1.102] | — | 1546551-8 |
| 9 | **31.50** [1.240] | — | 1546551-9 |
| 10 | **35.00** [1.378] | — | 1-1546551-0 |
| 11 | **38.50** [1.516] | — | 1-1546551-1 |
| 12 | **42.00** [1.654] | — | 1-1546551-2 |
| 13 | **45.50** [1.791] | — | 1-1546551-3 |

| No. of Positions | Dim. A | Part Numbers | |
|---|---|---|---|
| | | Black* | Green |
| 14 | **49.00** [1.929] | — | 1-1546551-4 |
| 15 | **52.50** [2.067] | — | 1-1546551-5 |
| 16 | **56.00** [2.205] | — | 1-1546551-6 |
| 17 | **59.50** [2.343] | — | 1-1546551-7 |
| 18 | **63.00** [2.480] | — | 1-1546551-8 |
| 19 | **66.50** [2.618] | — | 1-1546551-9 |
| 20 | **70.00** [2.756] | — | 2-1546551-0 |
| 21 | **73.50** [2.894] | — | 2-1546551-1 |
| 22 | **77.00** [3.031] | — | 2-1546551-2 |
| 23 | **80.50** [3.169] | — | 2-1546551-3 |
| 24 | **84.00** [3.307] | — | 2-1546551-4 |
| 25 | **87.50** [3.445] | — | 2-1546551-5 |

*Wave solder process capable to 265°C [509°F] for 10 seconds



Catalog 1308389
Revised 6-07

www.tycoelectronics.com

Dimensions are in millimeters and inches unless otherwise specified.

Dimensions are shown for reference purposes only. Specifications subject to change.

USA: 1-800-522-6752
Canada: 1-905-470-4425
Mexico: 01-800-733-8926
C. America: 52-55-1106-0803

South America: 55-11-2103-6000
Hong Kong: 852-2735-1628
Japan: 81-44-844-8013
UK: 8706-080-208

**Note:** All part numbers are RoHS Compliant.

## Board Mount, Side Wire Entry (Continued)

### Board Mount w/Interlock, 3.81 mm Centerline, Side Wire Entry Color – Green

**UL Rating – 300 V, 12 A**
**14-30 AWG**

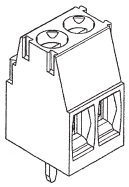

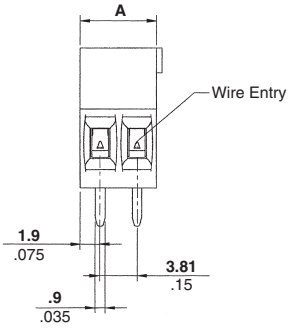


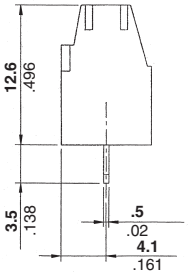


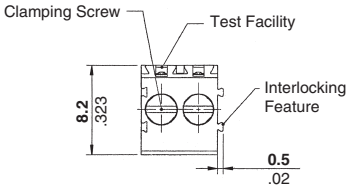


**Recommended PC Board Layout**

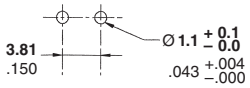


**Suggested Screw Torque**—
2.2 in.-lbs.

| No. of Positions | Dim. A | Part Numbers |
|---|---|---|
| 2 | **7.62** [0.300] | 284392-2 |
| 3 | **11.43** [0.450] | 284392-3 |
| 4 | **15.24** [0.600] | 284392-4 |
| 5 | **19.05** [0.750] | 284392-5 |
| 6 | **22.86** [0.900] | 284392-6 |
| 7 | **26.67** [1.050] | 284392-7 |
| 8 | **30.48** [1.200] | 284392-8 |
| 9 | **34.29** [1.350] | 284392-9 |
| 10 | **38.10** [1.500] | 1-284392-0 |
| 11 | **41.91** [1.650] | 1-284392-1 |
| 12 | **45.72** [1.800] | 1-284392-2 |
| 13 | **49.53** [1.950] | 1-284392-3 |

| No. of Positions | Dim. A | Part Numbers |
|---|---|---|
| 14 | **53.34** [2.100] | 1-284392-4 |
| 15 | **57.15** [2.250] | 1-284392-5 |
| 16 | **60.96** [2.400] | 1-284392-6 |
| 17 | **64.77** [2.550] | 1-284392-7 |
| 18 | **68.58** [2.700] | 1-284392-8 |
| 19 | **72.39** [2.850] | 1-284392-9 |
| 20 | **76.20** [3.000] | 2-284392-0 |
| 21 | **80.01** [3.150] | 2-284392-1 |
| 22 | **83.82** [3.300] | 2-284392-2 |
| 23 | **87.63** [3.450] | 2-284392-3 |
| 24 | **91.44** [3.600] | 2-284392-4 |
| 25 | **95.25** [3.750] | 2-284392-5 |

### Board Mount, 3.81 mm Centerline, Side Wire Entry

**UL Rating – 150 V, 12 A**
**16-28 AWG**

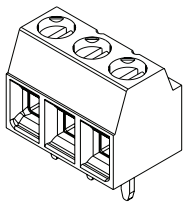

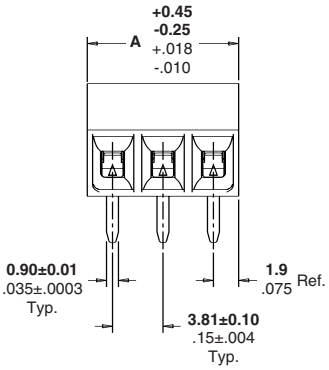


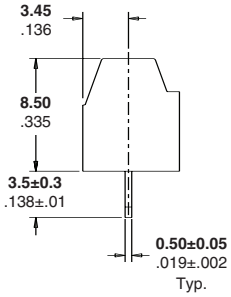


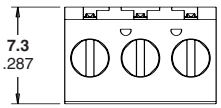


**Recommended PC Board Layout**

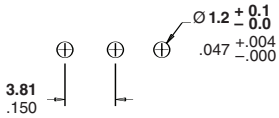


| No. of Positions | Dim. A | Part Numbers | |
|---|---|---|---|
| | | Black* | Green |
| 2 | **7.62** [.300] | 1776113-2 | 1546552-2 |
| 3 | **11.43** [.450] | 1776113-3 | 1546552-3 |
| 4 | **15.24** [.600] | 1776113-4 | 1546552-4 |
| 5 | **19.05** [.750] | 1776113-5 | 1546552-5 |
| 6 | **22.86** [.900] | 1776113-6 | 1546552-6 |
| 7 | **26.67** [1.050] | 1776113-7 | 1546552-7 |
| 8 | **30.48** [1.200] | 1776113-8 | 1546552-8 |
| 9 | **34.29** [1.350] | 1776113-9 | 1546552-9 |
| 10 | **38.10** [1.500] | 1-1776113-0 | 1-1546552-0 |
| 11 | **41.91** [1.650] | 1-1776113-1 | 1-1546552-1 |
| 12 | **45.72** [1.800] | 1-1776113-2 | 1-1546552-2 |
| 13 | **49.53** [1.950] | — | 1-1546552-3 |

| No. of Positions | Dim. A | Part Numbers | |
|---|---|---|---|
| | | Black* | Green |
| 14 | **53.34** [2.100] | — | 1-1546552-4 |
| 15 | **57.15** [2.250] | — | 1-1546552-5 |
| 16 | **60.96** [2.400] | — | 1-1546552-6 |
| 17 | **64.77** [2.550] | — | 1-1546552-7 |
| 18 | **68.58** [2.700] | — | 1-1546552-8 |
| 19 | **72.39** [2.850] | — | 1-1546552-9 |
| 20 | **76.20** [3.000] | — | 2-1546552-0 |
| 21 | **80.01** [3.150] | — | 2-1546552-1 |
| 22 | **83.82** [3.300] | — | 2-1546552-2 |
| 23 | **87.63** [3.450] | — | 2-1546552-3 |
| 24 | **91.44** [3.600] | — | 2-1546552-4 |
| 25 | **95.25** [3.750] | — | 2-1546552-5 |

*Wave solder process capable to 265°C [509°F] for 10 seconds



Dimensions are in millimeters and inches unless otherwise specified.

Dimensions are shown for reference purposes only. Specifications subject to change.

USA: 1-800-522-6752
Canada: 1-905-470-4425
Mexico: 01-800-733-8926
C. America: 52-55-1106-0803

South America: 55-11-2103-6000
Hong Kong: 852-2735-1628
Japan: 81-44-844-8013
UK: 8706-080-208

**Note:** All part numbers are RoHS Compliant.



## Board Mount, Side Wire Entry (Continued)

### Board Mount w/Interlock, Low Profile, 5.0 mm Centerline, Side Wire Entry

**UL Rating – 300 V, 13.5 A**
**16-30 AWG**
**10 A for field wiring applications**

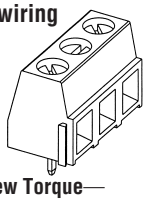

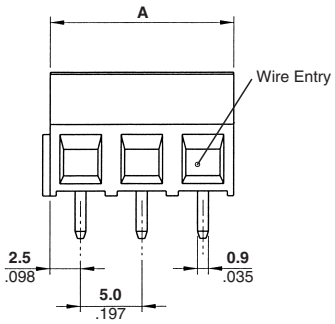


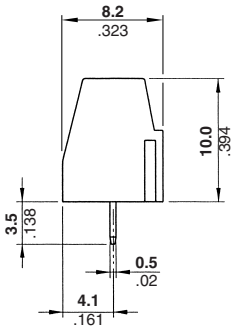


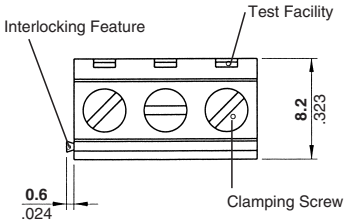


**Recommended PC Board Layout**

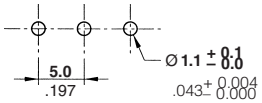


**Suggested Screw Torque**—
6.0 in.-lbs.

| No. of Positions | Dim. A | Part Numbers Green | Gray | Black* |
|---|---|---|---|---|
| 2 | **10.0** [0.394] | 282836-2 | 1546216-2 | 1776118-2 |
| 3 | **15.0** [0.591] | 282836-3 | 1546216-3 | 1776118-3 |
| 4 | **20.0** [0.787] | 282836-4 | 1546216-4 | 1776118-4 |
| 5 | **25.0** [0.984] | 282836-5 | 1546216-5 | 1776118-5 |
| 6 | **30.0** [1.181] | 282836-6 | 1546216-6 | 1776118-6 |
| 7 | **35.0** [1.378] | 282836-7 | 1546216-7 | 1776118-7 |
| 8 | **40.0** [1.575] | 282836-8 | 1546216-8 | 1776118-8 |
| 9 | **45.0** [1.772] | 282836-9 | 1546216-9 | — |
| 10 | **50.0** [1.968] | 1-282836-0 | 1-1546216-0 | — |
| 11 | **55.0** [2.165] | 1-282836-1 | 1-1546216-1 | — |
| 12 | **60.0** [2.362] | 1-282836-2 | 1-1546216-2 | — |
| 13 | **65.0** [2.559] | 1-282836-4 | 1-1546216-3 | — |

| No. of Positions | Dim. A | Part Numbers Green | Gray | Black* |
|---|---|---|---|---|
| 14 | **70.0** [2.756] | 1-282836-5 | 1-1546216-4 | — |
| 15 | **75.0** [2.953] | 1-282836-6 | 1-1546216-5 | — |
| 16 | **80.0** [3.150] | 1-282836-7 | 1-1546216-6 | — |
| 17 | **85.0** [3.346] | 1-282836-8 | 1-1546216-7 | — |
| 18 | **90.0** [3.543] | 1-282836-9 | 1-1546216-8 | — |
| 19 | **95.0** [3.740] | 2-282836-0 | 1-1546216-9 | — |
| 20 | **100.0** [3.937] | 2-282836-1 | 2-1546216-0 | — |
| 21 | **105.0** [4.134] | 2-282836-2 | 2-1546216-1 | — |
| 22 | **110.0** [4.331] | 2-282836-3 | 2-1546216-2 | — |
| 23 | **115.0** [4.528] | 2-282836-4 | 2-1546216-3 | — |
| 24 | **120.0** [4.724] | 2-282836-5 | 2-1546216-4 | — |
| 25 | **125.0** [4.921] | 2-282836-6 | 2-1546216-5 | — |

*Wave solder process capable to 265°C [509°F] for 10 seconds

### Board Mount w/Interlock, Low Profile, 5.08 mm Centerline, Side Wire Entry

**UL Rating – 300 V, 13.5 A**
**16-30 AWG**
**10 A for field wiring applications**

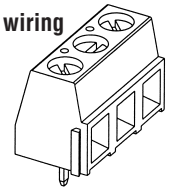

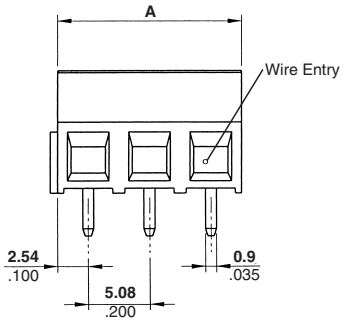


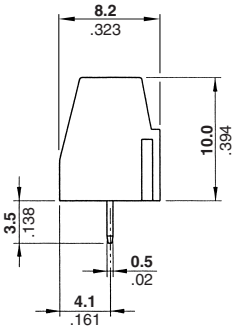


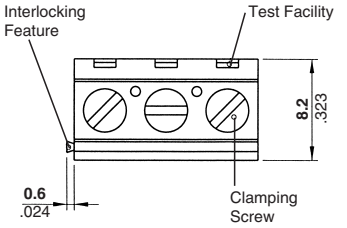


**Recommended PC Board Layout**

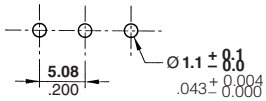


**Suggested Screw Torque**—
6.0 in.-lbs.

| No. of Positions | Dim. A | Part Numbers Green | Gray | Black* |
|---|---|---|---|---|
| 2 | **10.16** [0.400] | 282837-2 | 1546217-2 | 1776119-2 |
| 3 | **15.24** [0.600] | 282837-3 | 1546217-3 | 1776119-3 |
| 4 | **20.32** [0.800] | 282837-4 | 1546217-4 | 1776119-4 |
| 5 | **25.40** [1.000] | 282837-5 | 1546217-5 | 1776119-5 |
| 6 | **30.48** [1.200] | 282837-6 | 1546217-6 | 1776119-6 |
| 7 | **35.56** [1.400] | 282837-7 | 1546217-7 | 1776119-7 |
| 8 | **40.64** [1.600] | 282837-8 | 1546217-8 | 1776119-8 |
| 9 | **45.72** [1.800] | 282837-9 | 1546217-9 | — |
| 10 | **50.80** [2.000] | 1-282837-0 | 1-1546217-0 | — |
| 11 | **55.88** [2.200] | 1-282837-1 | 1-1546217-1 | — |
| 12 | **60.96** [2.400] | 1-282837-2 | 1-1546217-2 | — |
| 13 | **66.04** [2.600] | 1-282837-6 | 1-1546217-6 | — |

| No. of Positions | Dim. A | Part Numbers Green | Gray | Black* |
|---|---|---|---|---|
| 14 | **71.12** [2.800] | 1-282837-7 | 1-1546217-7 | — |
| 15 | **76.20** [3.000] | 1-282837-8 | 1-1546217-8 | — |
| 16 | **81.28** [3.200] | 1-282837-9 | 1-1546217-9 | — |
| 17 | **86.36** [3.400] | 2-282837-0 | 2-1546217-0 | — |
| 18 | **91.44** [3.600] | 2-282837-1 | 2-1546217-1 | — |
| 19 | **96.52** [3.800] | 2-282837-2 | 2-1546217-2 | — |
| 20 | **101.60** [4.000] | 2-282837-3 | 2-1546217-3 | — |
| 21 | **106.68** [4.200] | 2-282837-4 | 2-1546217-4 | — |
| 22 | **111.76** [4.400] | 2-282837-5 | 2-1546217-5 | — |
| 23 | **116.84** [4.600] | 2-282837-6 | 2-1546217-6 | — |
| 24 | **121.92** [4.800] | 2-282837-7 | 2-1546217-7 | — |
| 25 | **127.00** [5.000] | 2-282837-8 | 2-1546217-8 | — |

*Wave solder process capable to 265°C [509°F] for 10 seconds



Catalog 1308389
Revised 6-07

www.tycoelectronics.com

Dimensions are in millimeters and inches unless otherwise specified.

Dimensions are shown for reference purposes only. Specifications subject to change.

USA: 1-800-522-6752
Canada: 1-905-470-4425
Mexico: 01-800-733-8926
C. America: 52-55-1106-0803

South America: 55-11-2103-6000
Hong Kong: 852-2735-1628
Japan: 81-44-844-8013
UK: 8706-080-208

**Note:** All part numbers are RoHS Compliant.

## Board Mount, Side Wire Entry (Continued)

### Board Mount w/Interlock, 5.0 mm Centerline, Side Wire Entry

**UL Rating – 300 V, 17.5 A**
**12-30 AWG**
**15 A for field wiring applications**

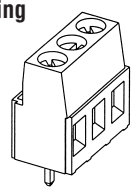

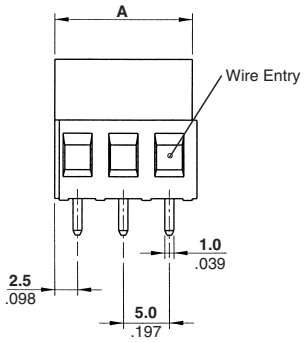


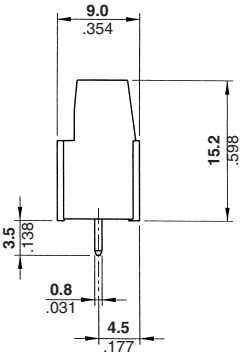


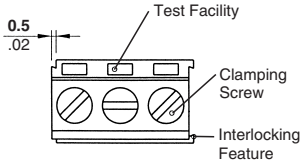


**Recommended PC Board Layout**

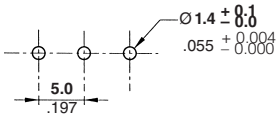


**Suggested Screw Torque**—
7.0 in.-lbs.

| No. of Positions | Dim. A | Part Numbers Green | Blue | Black |
|---|---|---|---|---|
| 2 | **10.0** [0.394] | 796683-2 | 796681-2 | 796682-2 |
| 3 | **15.0** [0.591] | 796683-3 | 796681-3 | 796682-3 |
| 4 | **20.0** [0.787] | 796683-4 | 796681-4 | 796682-4 |
| 5 | **25.0** [0.984] | 796683-5 | 796681-5 | 796682-5 |
| 6 | **30.0** [1.181] | 796683-6 | 796681-6 | 796682-6 |
| 7 | **35.0** [1.378] | 796683-7 | 796681-7 | 796682-7 |
| 8 | **40.0** [1.575] | 796683-8 | 796681-8 | 796682-8 |
| 9 | **45.0** [1.772] | 796683-9 | 796681-9 | 796682-9 |
| 10 | **50.0** [1.968] | 1-796683-0 | 1-796681-0 | 1-796682-0 |
| 11 | **55.0** [2.165] | 1-796683-1 | 1-796681-1 | 1-796682-1 |
| 12 | **60.0** [2.362] | 1-796683-2 | 1-796681-2 | 1-796682-2 |
| 13 | **65.0** [2.559] | 1-796683-3 | 1-796681-3 | 1-796682-3 |

| No. of Positions | Dim. A | Part Numbers Green | Blue | Black |
|---|---|---|---|---|
| 14 | **70.0** [2.756] | 1-796683-4 | 1-796681-4 | 1-796682-4 |
| 15 | **75.0** [2.953] | 1-796683-5 | 1-796681-5 | 1-796682-5 |
| 16 | **80.0** [3.150] | 1-796683-6 | 1-796681-6 | 1-796682-6 |
| 17 | **85.0** [3.346] | 1-796683-7 | 1-796681-7 | 1-796682-7 |
| 18 | **90.0** [3.543] | 1-796683-8 | 1-796681-8 | 1-796682-8 |
| 19 | **95.0** [3.740] | 1-796683-9 | 1-796681-9 | 1-796682-9 |
| 20 | **100.0** [3.937] | 2-796683-0 | 2-796681-0 | 2-796682-0 |
| 21 | **105.0** [4.134] | 2-796683-1 | 2-796681-1 | 2-796682-1 |
| 22 | **110.0** [4.331] | 2-796683-2 | 2-796681-2 | 2-796682-2 |
| 23 | **115.0** [4.528] | 2-796683-3 | 2-796681-3 | 2-796682-3 |
| 24 | **120.0** [4.724] | 2-796683-4 | 2-796681-4 | 2-796682-4 |
| 25 | **125.0** [4.921] | 2-796683-5 | 2-796681-5 | 2-796682-5 |

**Note:** BUCHANAN Terminal Block Series B02C4VxxT has been superceded/replaced with 796681-x.
RDI Terminal Block Series 5KEV-xx has been superceded/replaced with 796683-x (green) or 796682-x (black).

### Board Mount w/Interlock, 5.0 mm Centerline, Side Wire Entry Color – Green

**UL Rating – 300 V, 24 A**
**12-30 AWG**
**20 A for field wiring applications**



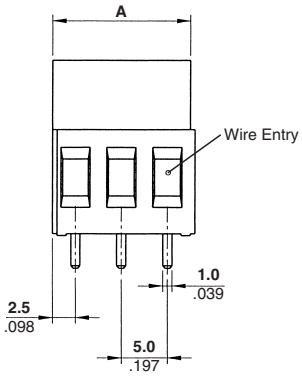


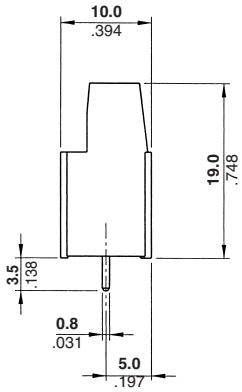


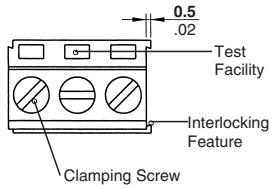


**Recommended PC Board Layout**

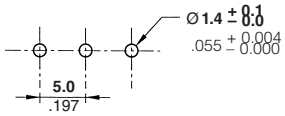


**Suggested Screw Torque**—
7.0 in.-lbs.

| No. of Positions | Dim. A | Part Number |
|---|---|---|
| 2 | **10.0** [.394] | 282856-2 |
| 3 | **15.0** [.591] | 282856-3 |
| 4 | **20.0** [.787] | 282856-4 |
| 5 | **25.0** [.984] | 282856-5 |
| 6 | **30.0** [1.181] | 282856-6 |
| 7 | **35.0** [1.378] | 282856-7 |
| 8 | **40.0** [1.575] | 282856-8 |
| 9 | **45.0** [1.772] | 282856-9 |
| 10 | **50.0** [1.968] | 1-282856-0 |
| 11 | **55.0** [2.165] | 1-282856-1 |
| 12 | **60.0** [2.362] | 1-282856-2 |
| 13 | **65.0** [2.559] | 1-282856-3 |

| No. of Positions | Dim. A | Part Number |
|---|---|---|
| 14 | **70.0** [2.756] | 1-282856-5 |
| 15 | **75.0** [2.953] | 1-282856-6 |
| 16 | **80.0** [3.150] | 1-282856-7 |
| 17 | **85.0** [3.346] | 1-282856-8 |
| 18 | **90.0** [3.543] | 1-282856-9 |
| 19 | **95.0** [3.740] | 2-282856-0 |
| 20 | **100.0** [3.937] | 2-282856-1 |
| 21 | **105.0** [4.134] | 2-282856-2 |
| 22 | **110.0** [4.331] | 2-282856-3 |
| 23 | **115.0** [4.528] | 2-282856-4 |
| 24 | **120.0** [4.724] | 2-282856-5 |
| 25 | **125.0** [4.921] | 2-282856-6 |



Dimensions are in millimeters and inches unless otherwise specified.

Dimensions are shown for reference purposes only. Specifications subject to change.

USA: 1-800-522-6752
Canada: 1-905-470-4425
Mexico: 01-800-733-8926
C. America: 52-55-1106-0803

South America: 55-11-2103-6000
Hong Kong: 852-2735-1628
Japan: 81-44-844-8013
UK: 8706-080-208

**Note:** All part numbers are RoHS Compliant.



## Board Mount, Side Wire Entry (Continued)

### Board Mount w/Interlock, 5.08 mm Centerline, Side Wire Entry

**UL Rating – 300 V, 17.5 A**
**12-30 AWG**
**15 A for field wiring applications**

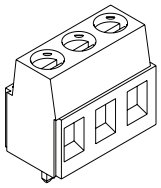

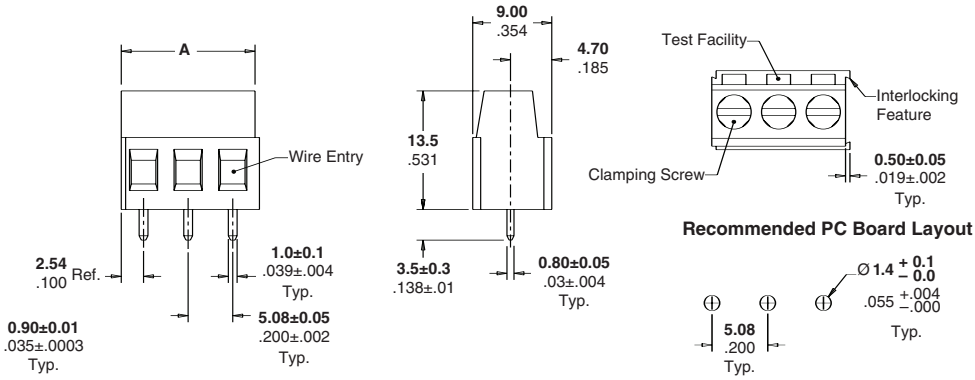


| No. of Positions | Dim. A | Part Numbers | |
|---|---|---|---|
| | | Black* | Green |
| 2 | **10.16** [0.400] | 1776126-2 | 796911-2 |
| 3 | **15.24** [0.600] | 1776126-3 | 796911-3 |
| 4 | **20.32** [0.800] | — | 796911-4 |
| 5 | **25.40** [1.000] | — | 796911-5 |
| 6 | **30.48** [1.200] | — | 796911-6 |
| 7 | **35.56** [1.400] | — | 796911-7 |
| 8 | **40.64** [1.600] | — | 796911-8 |
| 9 | **45.72** [1.800] | — | 796911-9 |
| 10 | **50.80** [2.000] | — | 1-796911-0 |
| 11 | **55.88** [2.200] | — | 1-796911-1 |
| 12 | **60.96** [2.400] | — | 1-796911-2 |
| 13 | **66.04** [2.600] | — | 1-796911-3 |

| No. of Positions | Dim. A | Part Numbers | |
|---|---|---|---|
| | | Black* | Green |
| 14 | **71.12** [2.800] | — | 1-796911-4 |
| 15 | **76.20** [3.000] | — | 1-796911-5 |
| 16 | **81.28** [3.200] | — | 1-796911-6 |
| 17 | **86.36** [3.400] | — | 1-796911-7 |
| 18 | **91.44** [3.600] | — | 1-796911-8 |
| 19 | **96.52** [3.800] | — | 1-796911-9 |
| 20 | **101.60** [4.000] | — | 2-796911-0 |
| 21 | **106.68** [4.200] | — | 2-796911-1 |
| 22 | **111.76** [4.400] | — | 2-796911-2 |
| 23 | **116.84** [4.600] | — | 2-796911-3 |
| 24 | **121.92** [4.800] | — | 2-796911-4 |
| 25 | **127.00** [5.000] | — | 2-796911-5 |

*Wave solder process capable to 265°C [509°F] for 10 seconds

### Board Mount w/Interlock, 5.08 mm Centerline, Side Wire Entry

**UL Rating – 300 V, 17.5 A**
**12-30 AWG**
**15 A for field wiring applications**

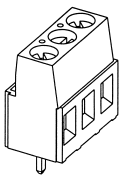

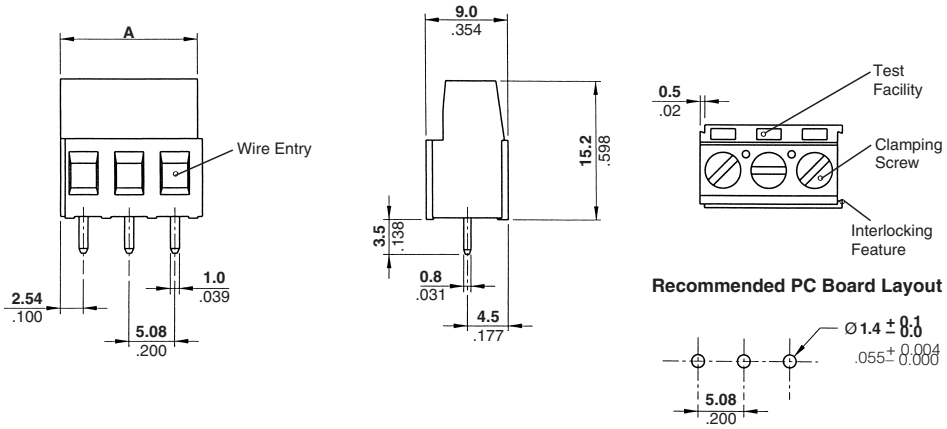


**Suggested Screw Torque**—
7.0 in.-lbs.

| No. of Positions | Dim. A | Part Numbers | | |
|---|---|---|---|---|
| | | Green | Black | Gray |
| 2 | **10.16** [0.400] | 282841-2 | 796949-2 | 1546218-2 |
| 3 | **15.24** [0.600] | 282841-3 | 796949-3 | 1546218-3 |
| 4 | **20.32** [0.800] | 282841-4 | 796949-4 | 1546218-4 |
| 5 | **25.40** [1.000] | 282841-5 | 796949-5 | 1546218-5 |
| 6 | **30.48** [1.200] | 282841-6 | 796949-6 | 1546218-6 |
| 7 | **35.56** [1.400] | 282841-7 | 796949-7 | 1546218-7 |
| 8 | **40.64** [1.600] | 282841-8 | 796949-8 | 1546218-8 |
| 9 | **45.72** [1.800] | 282841-9 | 796949-9 | 1546218-9 |
| 10 | **50.80** [2.000] | 1-282841-0 | 1-796949-0 | 1-1546218-0 |
| 11 | **55.88** [2.200] | 1-282841-1 | 1-796949-1 | 1-1546218-1 |
| 12 | **60.96** [2.400] | 1-282841-2 | 1-796949-2 | 1-1546218-2 |
| 13 | **66.04** [2.600] | 1-282841-6 | 1-796949-3 | 1-1546218-3 |

| No. of Positions | Dim. A | Part Numbers | | |
|---|---|---|---|---|
| | | Green | Black | Gray |
| 14 | **71.12** [2.800] | 1-282841-7 | 1-796949-4 | 1-1546218-4 |
| 15 | **76.20** [3.000] | 1-282841-8 | 1-796949-5 | 1-1546218-5 |
| 16 | **81.28** [3.200] | 1-282841-9 | 1-796949-6 | 1-1546218-6 |
| 17 | **86.36** [3.400] | 2-282841-0 | 1-796949-7 | 1-1546218-7 |
| 18 | **91.44** [3.600] | 2-282841-1 | 1-796949-8 | 1-1546218-8 |
| 19 | **96.52** [3.800] | 2-282841-2 | 1-796949-9 | 1-1546218-9 |
| 20 | **101.60** [4.000] | 2-282841-3 | 2-796949-0 | 2-1546218-0 |
| 21 | **106.68** [4.200] | 2-282841-4 | 2-796949-1 | 2-1546218-1 |
| 22 | **111.76** [4.400] | 2-282841-5 | 2-796949-2 | 2-1546218-2 |
| 23 | **116.84** [4.600] | 2-282841-6 | 2-796949-3 | 2-1546218-3 |
| 24 | **121.92** [4.800] | 2-282841-7 | 2-796949-4 | 2-1546218-4 |
| 25 | **127.00** [5.000] | 2-282841-8 | 2-796949-5 | 2-1546218-5 |



Dimensions are in millimeters and inches unless otherwise specified.

Dimensions are shown for reference purposes only. Specifications subject to change.

USA: 1-800-522-6752
Canada: 1-905-470-4425
Mexico: 01-800-733-8926
C. America: 52-55-1106-0803

South America: 55-11-2103-6000
Hong Kong: 852-2735-1628
Japan: 81-44-844-8013
UK: 8706-080-208

**Note:** All part numbers are RoHS Compliant.

## Board Mount, Side Wire Entry (Continued)

### Board Mount w/Interlock, 5.08 mm Centerline, Side Wire Entry Color – Green

**UL Rating – 300 V, 24 A**
**12-30 AWG**
**20 A for field wiring applications**

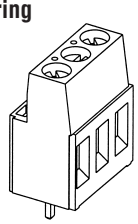

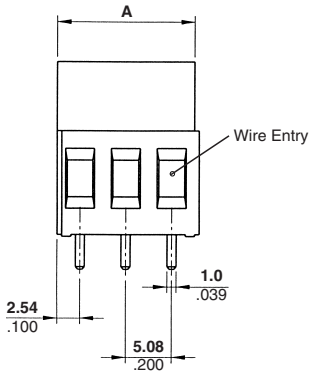


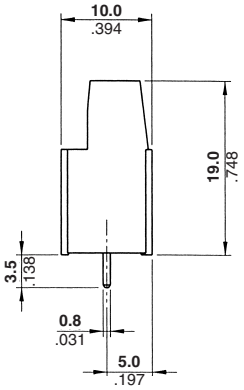


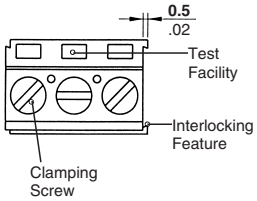


**Recommended PC Board Layout**

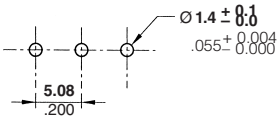


**Suggested Screw Torque**—
7.0 in.-lbs.

| No. of Positions | Dim. A | Part Numbers |
|---|---|---|
| 2 | **10.16** [0.400] | 282857-2 |
| 3 | **15.24** [0.600] | 282857-3 |
| 4 | **20.32** [0.800] | 282857-4 |
| 5 | **25.40** [1.000] | 282857-5 |
| 6 | **30.48** [1.200] | 282857-6 |
| 7 | **35.56** [1.400] | 282857-7 |
| 8 | **40.64** [1.600] | 282857-8 |
| 9 | **45.72** [1.800] | 282857-9 |
| 10 | **50.80** [2.000] | 1-282857-0 |
| 11 | **55.88** [2.200] | 1-282857-1 |
| 12 | **60.96** [2.400] | 1-282857-2 |
| 13 | **66.04** [2.600] | 1-282857-3 |

| No. of Positions | Dim. A | Part Numbers |
|---|---|---|
| 14 | **71.12** [2.800] | 1-282857-4 |
| 15 | **76.20** [3.000] | 1-282857-5 |
| 16 | **81.28** [3.200] | 1-282857-6 |
| 17 | **86.36** [3.400] | 1-282857-7 |
| 18 | **91.44** [3.600] | 1-282857-8 |
| 19 | **96.52** [3.800] | 1-282857-9 |
| 20 | **101.60** [4.000] | 2-282857-0 |
| 21 | **106.68** [4.200] | 2-282857-1 |
| 22 | **111.76** [4.400] | 2-282857-2 |
| 23 | **116.84** [4.600] | 2-282857-3 |
| 24 | **121.92** [4.800] | 2-282857-4 |
| 25 | **127.00** [5.000] | 2-282857-5 |

### Board Mount w/Interlock, 7.5 mm Centerline, Side Wire Entry Color – Green

**UL Rating – 300 V, 17.5 A**
**12-30 AWG**
**15 A for field wiring applications**

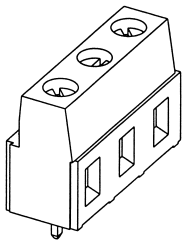

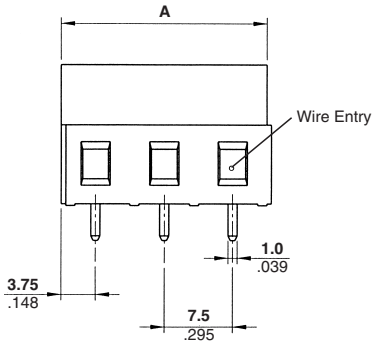


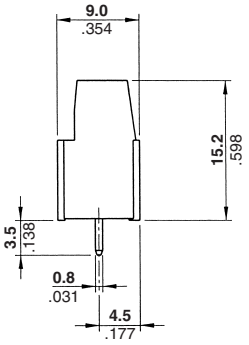


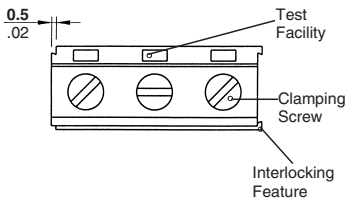


**Recommended PC Board Layout**

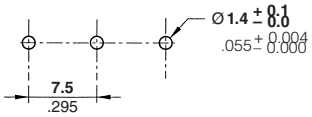


**Suggested Screw Torque**—
7.0 in.-lbs.

| No. of Positions | Dim. A | Part Numbers |
|---|---|---|
| 2 | **15.0** [0.591] | 282844-2 |
| 3 | **22.5** [0.886] | 282844-3 |
| 4 | **30.0** [1.181] | 282844-4 |



Dimensions are in millimeters and inches unless otherwise specified.

Dimensions are shown for reference purposes only. Specifications subject to change.

USA: 1-800-522-6752
Canada: 1-905-470-4425
Mexico: 01-800-733-8926
C. America: 52-55-1106-0803

South America: 55-11-2103-6000
Hong Kong: 852-2735-1628
Japan: 81-44-844-8013
UK: 8706-080-208

**Note:** All part numbers are RoHS Compliant.



## Board Mount, Side Wire Entry (Continued)

### Board Mount w/Interlock, 7.5 mm Centerline, Side Wire Entry

**UL Rating – 300 V, 24 A**
**12-30 AWG**
**20 A for field wiring applications**

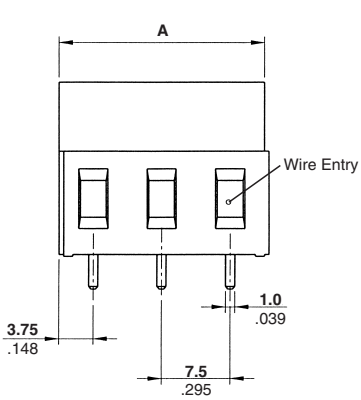


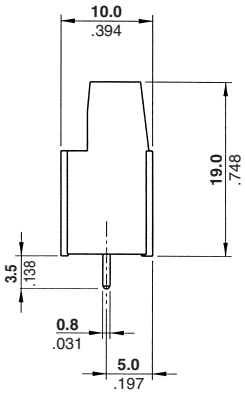


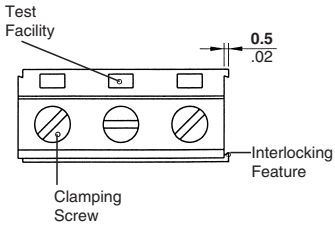


**Recommended PC Board Layout**

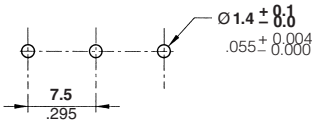


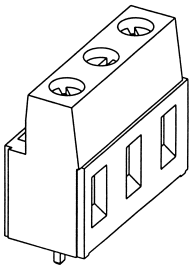

**Suggested Screw Torque**—
7.0 in.-lbs.

| No. of Positions | Dim. A | Part Numbers | |
|---|---|---|---|
| | | Green | Black |
| 2 | **15.0** [0.591] | 282860-2 | 1546062-2 |
| 3 | **22.5** [0.886] | 282860-3 | 1546062-3 |
| 4 | **30.0** [1.181] | 282860-4 | 1546062-4 |

### Board Mount w/Interlock, 7.62 mm Centerline, Side Wire Entry Color – Green

**UL Rating – 300 V, 17.5 A**
**12-30 AWG**
**15 A for field wiring applications**

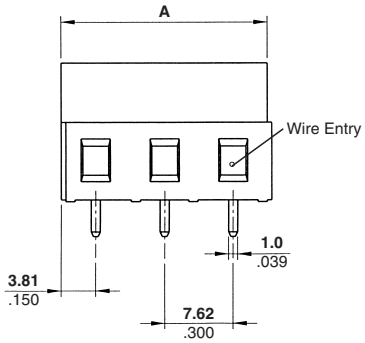


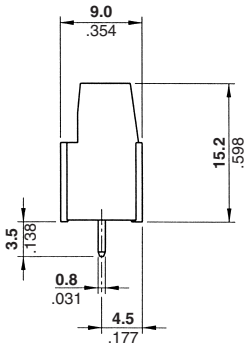


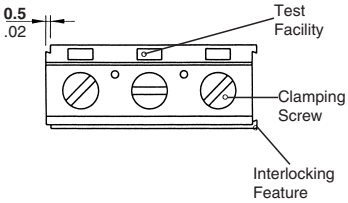


**Recommended PC Board Layout**

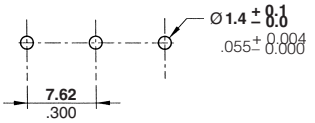


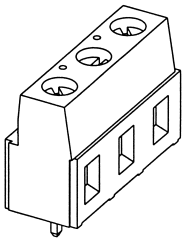

**Suggested Screw Torque**—
7.0 in.-lbs.

| No. of Positions | Dim. A | Part Numbers |
|---|---|---|
| 2 | **15.24** [.600] | 282845-2 |
| 3 | **22.86** [.900] | 282845-3 |



Catalog 1308389
Revised 6-07

www.tycoelectronics.com

Dimensions are in millimeters and inches unless otherwise specified.

Dimensions are shown for reference purposes only. Specifications subject to change.

USA: 1-800-522-6752
Canada: 1-905-470-4425
Mexico: 01-800-733-8926
C. America: 52-55-1106-0803

South America: 55-11-2103-6000
Hong Kong: 852-2735-1628
Japan: 81-44-844-8013
UK: 8706-080-208

**Note:** All part numbers are RoHS Compliant.

## Board Mount, Side Wire Entry (Continued)

### Board Mount w/Interlock, 7.62 mm Centerline, Side Wire Entry Color – Green

**UL Rating – 300 V, 24 A**
**12-30 AWG**
**20 A for field wiring applications**

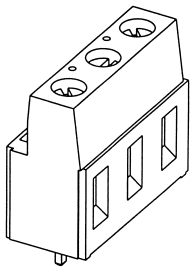

**Suggested Screw Torque**—
7.0 in.-lbs.

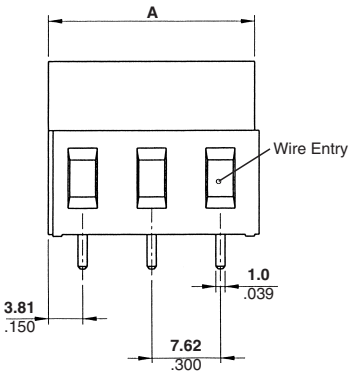


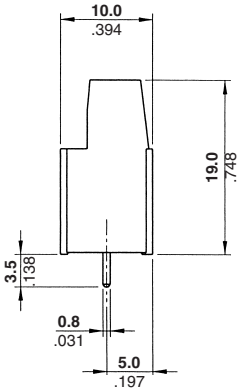


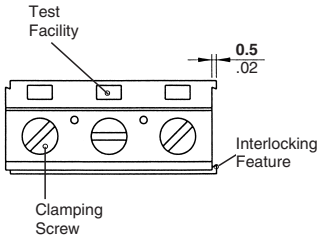


**Recommended PC Board Layout**

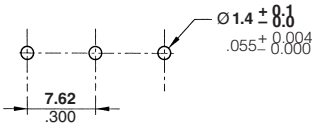


| No. of Positions | Dim. A | Part Numbers |
|---|---|---|
| 2 | **15.24** [.600] | 282861-2 |
| 3 | **22.86** [.900] | 282861-3 |

### Board Mount, Low Profile, 10.0 mm Centerline, Side Wire Entry

**UL Rating – 600 V, 13.5 A**
**16-30 AWG**
**10 A for field wiring applications**

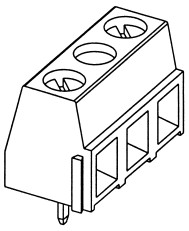

**Suggested Screw Torque**—
6.0 in.-lbs.

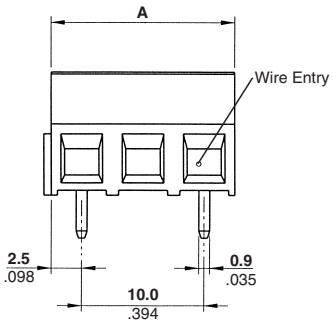


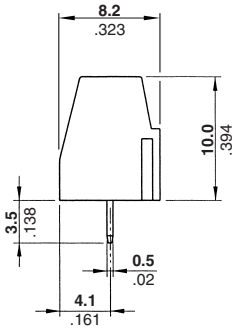


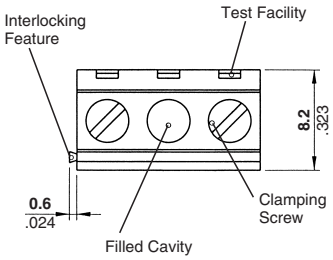


**Recommended PC Board Layout**

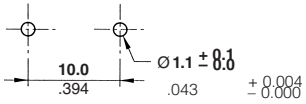


| No. of Positions | Dim. A | Part Numbers | |
|---|---|---|---|
| | | Green | Black* |
| 2 | **15.0** [0.591] | 282838-2 | 1776112-2 |
| 3 | **25.0** [0.984] | 282838-3 | 1776112-3 |
| 4 | **35.0** [1.378] | 282838-4 | 1776112-4 |
| 5 | **45.0** [1.772] | 282838-5 | — |
| 6 | **55.0** [2.165] | 282838-6 | — |
| 7 | **65.0** [2.559] | 282838-8 | — |
| 8 | **75.0** [2.953] | 282838-9 | — |
| 9 | **85.0** [3.346] | 1-282838-0 | — |
| 10 | **95.0** [3.740] | 1-282838-1 | — |
| 11 | **105.0** [4.134] | 1-282838-2 | — |
| 12 | **115.0** [4.528] | 1-282838-3 | — |
| 13 | **125.0** [4.921] | 1-282838-4 | — |

*Wave solder process capable to 265°C [509°F] for 10 seconds



Dimensions are in millimeters and inches unless otherwise specified.

Dimensions are shown for reference purposes only. Specifications subject to change.

USA: 1-800-522-6752
Canada: 1-905-470-4425
Mexico: 01-800-733-8926
C. America: 52-55-1106-0803

South America: 55-11-2103-6000
Hong Kong: 852-2735-1628
Japan: 81-44-844-8013
UK: 8706-080-208

**Note:** All part numbers are RoHS Compliant.



## Board Mount, Side Wire Entry (Continued)

### Board Mount 10.0 mm Centerline, Side Wire Entry Color – Green

**UL Rating – 600 V, 17.5 A**
**12-30 AWG**
**15 A for field wiring applications**

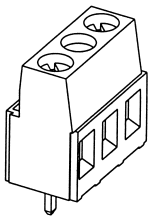

**Suggested Screw Torque**—
7.0 in.-lbs.

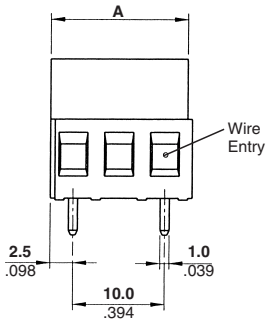


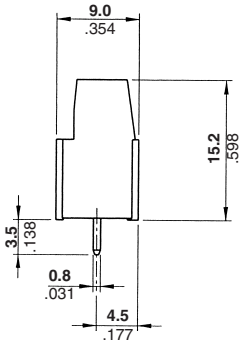


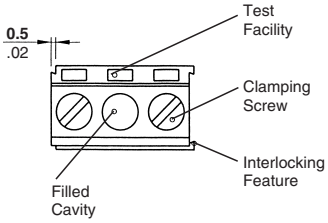


**Recommended PC Board Layout**

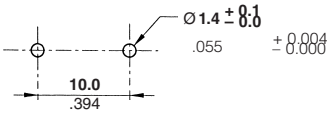


| No. of Positions | Dim. A | Part Numbers |
|---|---|---|
| 2 | **15.0** [0.591] | 282842-2 |
| 3 | **25.0** [0.984] | 282842-3 |
| 4 | **35.0** [1.378] | 282842-4 |
| 5 | **45.0** [1.772] | 282842-5 |
| 6 | **55.0** [2.165] | 282842-6 |
| 7 | **65.0** [2.559] | 282842-7 |
| 8 | **75.0** [2.953] | 282842-8 |
| 9 | **85.0** [3.346] | 282842-9 |
| 10 | **95.0** [3.740] | 1-282842-0 |
| 11 | **105.0** [4.134] | 1-282842-1 |
| 12 | **115.0** [4.528] | 1-282842-2 |
| 13 | **125.0** [4.921] | 1-282842-3 |

### Board Mount 10.0 mm Centerline, Side Wire Entry Color – See Chart

**UL Rating – 600 V, 24 A**
**12-30 AWG**
**20 A for field wiring applications**

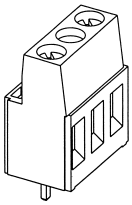

**Suggested Screw Torque**—
7.0 in.-lbs.

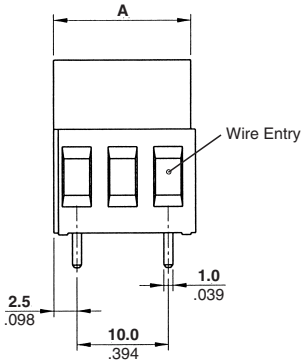


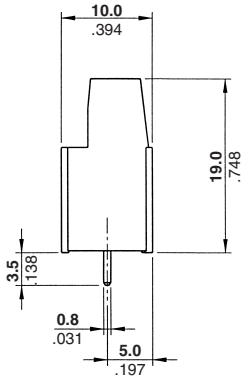


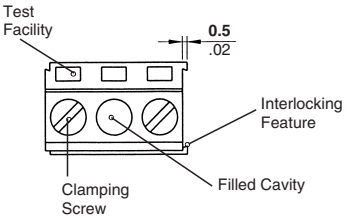


**Recommended PC Board Layout**

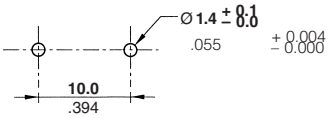


| No. of Positions | Dim. A | Part Numbers | |
|---|---|---|---|
| | | Green | Blue |
| 2 | **15.0** [.591] | 282858-2 | 796704-2 |
| 3 | **25.0** [.984] | 282858-3 | 796704-3 |
| 4 | **35.0** [1.378] | 282858-4 | 796704-4 |
| 5 | **45.0** [1.772] | 282858-5 | 796704-5 |
| 6 | **55.0** [2.165] | 282858-6 | 796704-6 |
| 7 | **65.0** [2.559] | 282858-7 | 796704-7 |

| No. of Positions | Dim. A | Part Numbers | |
|---|---|---|---|
| | | Green | Blue |
| 8 | **75.0** [2.953] | 282858-8 | 796704-8 |
| 9 | **85.0** [3.346] | 282858-9 | 796704-9 |
| 10 | **95.0** [3.740] | 1-282858-0 | 1-796704-0 |
| 11 | **105.0** [4.134] | 1-282858-1 | 1-796704-1 |
| 12 | **115.0** [4.528] | 1-282858-2 | 1-796704-2 |
| 13 | **125.0** [4.921] | 1-282858-3 | 1-796704-3 |

**Note:** BUCHANAN Terminal Block Series B03C5VxxT has been superceded/replaced with 796704-x.



Dimensions are in millimeters and inches unless otherwise specified.

Dimensions are shown for reference purposes only. Specifications subject to change.

USA: 1-800-522-6752
Canada: 1-905-470-4425
Mexico: 01-800-733-8926
C. America: 52-55-1106-0803

South America: 55-11-2103-6000
Hong Kong: 852-2735-1628
Japan: 81-44-844-8013
UK: 8706-080-208

**Note:** All part numbers are RoHS Compliant.

## Board Mount, Side Wire Entry (Continued)

### Board Mount w/Interlock, Low Profile, 10.16 mm Centerline, Side Wire Entry

**UL Rating – 300 V, 13.5 A**
**16-30 AWG**
**15 A for field wiring applications**

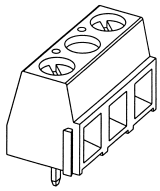

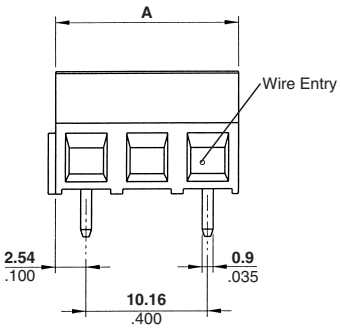


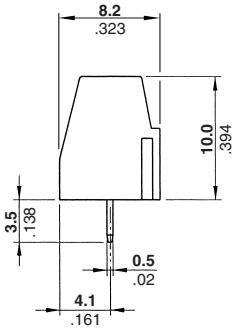


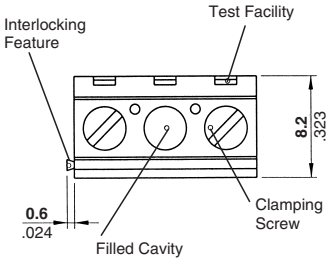


**Recommended PC Board Layout**

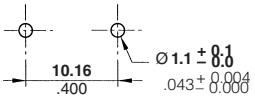


**Suggested Screw Torque**—
6.0 in.-lbs.

| No. of Positions | Dim. A | Part Numbers | |
|---|---|---|---|
| | | Green | Black* |
| 2 | **15.24** [0.600] | 282839-2 | 1776123-2 |
| 3 | **25.40** [1.000] | 282839-3 | 1776123-3 |
| 4 | **35.56** [1.400] | 282839-4 | 1776123-4 |
| 5 | **45.72** [1.800] | 282839-5 | — |
| 6 | **55.88** [2.200] | 282839-6 | — |
| 7 | **66.04** [2.600] | 282839-7 | — |

| No. of Positions | Dim. A | Part Numbers | |
|---|---|---|---|
| | | Green | Black* |
| 8 | **76.20** [3.000] | 282839-8 | — |
| 9 | **86.36** [3.400] | 282839-9 | — |
| 10 | **96.52** [3.800] | 1-282839-0 | — |
| 11 | **106.68** [4.200] | 1-282839-1 | — |
| 12 | **116.84** [4.600] | 1-282839-2 | — |
| 13 | **127.00** [5.000] | 1-282839-3 | — |

*Wave solder process capable to 265°C [509°F] for 10 seconds

### Board Mount 10.16 mm Centerline, Side Wire Entry Color – Green

**UL Rating – 600 V, 17.5 A**
**12-30 AWG**
**15 A for field wiring applications**

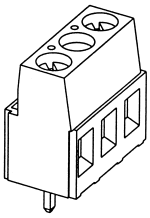

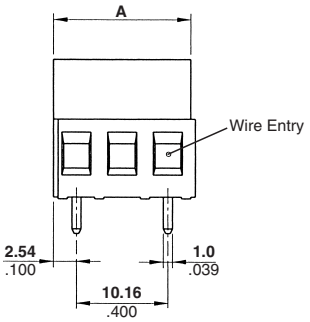


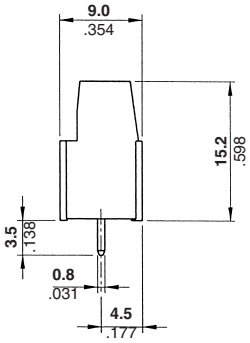


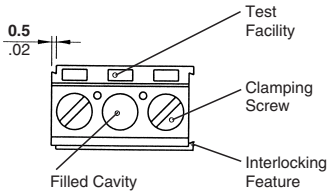


**Recommended PC Board Layout**

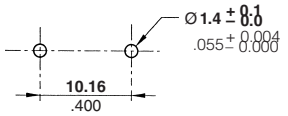


**Suggested Screw Torque**—
7.0 in.-lbs.

| No. of Positions | Dim. A | Part Numbers |
|---|---|---|
| 2 | **15.24** [0.600] | 282843-2 |
| 3 | **25.40** [1.000] | 282843-3 |
| 4 | **35.56** [1.400] | 282843-4 |
| 5 | **45.72** [1.800] | 282843-5 |
| 6 | **55.88** [2.200] | 282843-6 |
| 7 | **66.04** [2.600] | 282843-7 |

| No. of Positions | Dim. A | Part Numbers |
|---|---|---|
| 8 | **76.20** [3.000] | 282843-8 |
| 9 | **86.36** [3.400] | 282843-9 |
| 10 | **96.52** [3.800] | 1-282843-0 |
| 11 | **106.68** [4.200] | 1-282843-1 |
| 12 | **116.84** [4.600] | 1-282843-2 |
| 13 | **127.00** [5.000] | 1-282843-3 |



Dimensions are in millimeters and inches unless otherwise specified.

Dimensions are shown for reference purposes only. Specifications subject to change.

USA: 1-800-522-6752
Canada: 1-905-470-4425
Mexico: 01-800-733-8926
C. America: 52-55-1106-0803

South America: 55-11-2103-6000
Hong Kong: 852-2735-1628
Japan: 81-44-844-8013
UK: 8706-080-208

**Note:** All part numbers are RoHS Compliant.



## Board Mount, Top Wire Entry

### Board Mount w/Interlock, 3.5 mm Centerline, Top Wire Entry, Color – Green

### UL Rating – 300 V, 12 A 14-30 AWG

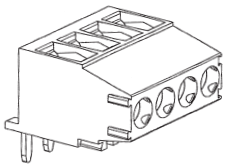

**Suggested Screw Torque**—
2.2 in.-lbs.

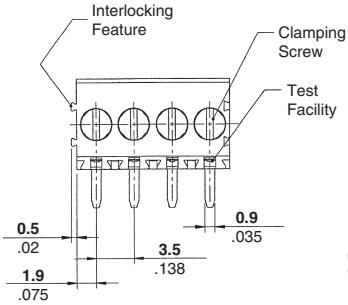


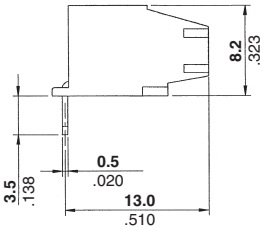


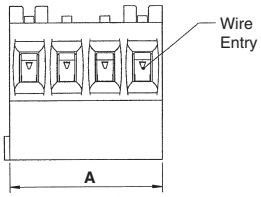


**Recommended PC Board Layout**

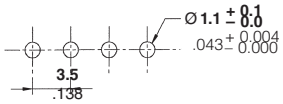


| No. of Positions | Dim. A | Part Numbers |
|---|---|---|
| 2 | **7.0** [0.276] | 284414-2 |
| 3 | **10.5** [0.413] | 284414-3 |
| 4 | **14.0** [0.551] | 284414-4 |
| 5 | **17.5** [0.689] | 284414-5 |
| 6 | **21.0** [0.827] | 284414-6 |
| 7 | **24.5** [0.965] | 284414-7 |
| 8 | **28.0** [1.102] | 284414-8 |
| 9 | **31.5** [1.240] | 284414-9 |
| 10 | **35.0** [1.378] | 1-284414-0 |
| 11 | **38.5** [1.516] | 1-284414-1 |
| 12 | **42.0** [1.654] | 1-284414-2 |
| 13 | **45.5** [1.791] | 1-284414-3 |

| No. of Positions | Dim. A | Part Numbers |
|---|---|---|
| 14 | **49.0** [1.929] | 1-284414-4 |
| 15 | **52.5** [2.067] | 1-284414-5 |
| 16 | **56.0** [2.205] | 1-284414-6 |
| 17 | **59.5** [2.343] | 1-284414-7 |
| 18 | **63.0** [2.480] | 1-284414-8 |
| 19 | **66.5** [2.618] | 1-284414-9 |
| 20 | **70.0** [2.756] | 2-284414-0 |
| 21 | **73.5** [2.894] | 2-284414-1 |
| 22 | **77.0** [3.031] | 2-284414-2 |
| 23 | **80.5** [3.169] | 2-284414-3 |
| 24 | **84.0** [3.307] | 2-284414-4 |
| 25 | **87.5** [3.445] | 2-284414-5 |

### Board Mount w/Interlock, 3.81 mm Centerline, Top Wire Entry, Color – Green

### UL Rating – 300 V, 12 A 14-30 AWG

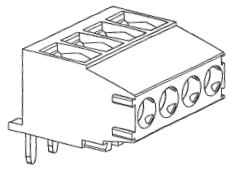

**Suggested Screw Torque**—
2.2 in.-lbs.

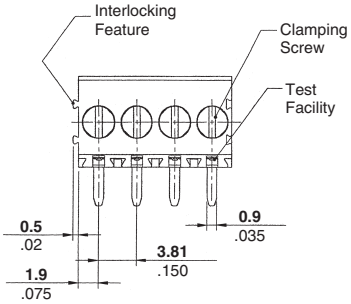


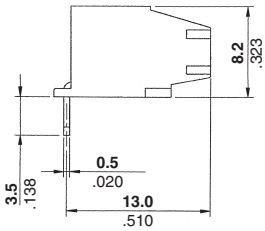


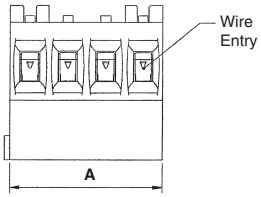


**Recommended PC Board Layout**

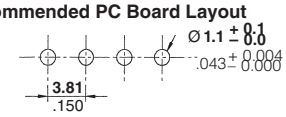


| No. of Positions | Dim. A | Part Numbers |
|---|---|---|
| 2 | **7.62** [0.300] | 284415-2 |
| 3 | **11.43** [0.450] | 284415-3 |
| 4 | **15.24** [0.600] | 284415-4 |
| 5 | **19.05** [0.750] | 284415-5 |
| 6 | **22.86** [0.900] | 284415-6 |
| 7 | **26.67** [1.050] | 284415-7 |
| 8 | **30.48** [1.200] | 284415-8 |
| 9 | **34.29** [1.350] | 284415-9 |
| 10 | **38.10** [1.500] | 1-284415-0 |
| 11 | **41.91** [1.650] | 1-284415-1 |
| 12 | **45.72** [1.800] | 1-284415-2 |
| 13 | **49.53** [1.950] | 1-284415-3 |

| No. of Positions | Dim. A | Part Numbers |
|---|---|---|
| 14 | **53.34** [2.100] | 1-284415-4 |
| 15 | **57.15** [2.250] | 1-284415-5 |
| 16 | **60.96** [2.400] | 1-284415-6 |
| 17 | **64.77** [2.550] | 1-284415-7 |
| 18 | **68.58** [2.700] | 1-284415-8 |
| 19 | **72.39** [2.850] | 1-284415-9 |
| 20 | **76.20** [3.000] | 2-284415-0 |
| 21 | **80.01** [3.150] | 2-284415-1 |
| 22 | **83.82** [3.300] | 2-284415-2 |
| 23 | **87.63** [3.450] | 2-284415-3 |
| 24 | **91.44** [3.600] | 2-284415-4 |
| 25 | **95.25** [3.750] | 2-284415-5 |



Dimensions are in millimeters and inches unless otherwise specified.

Dimensions are shown for reference purposes only. Specifications subject to change.

USA: 1-800-522-6752
Canada: 1-905-470-4425
Mexico: 01-800-733-8926
C. America: 52-55-1106-0803

South America: 55-11-2103-6000
Hong Kong: 852-2735-1628
Japan: 81-44-844-8013
UK: 8706-080-208

**Note:** All part numbers are RoHS Compliant.

## Board Mount, Top Wire Entry (Continued)

### Board Mount, Low Profile 5.0 mm Centerline, Top Wire Entry

**UL Rating – 300 V, 13.5 A**
**16-30 AWG**
**10 A for field wiring applications**

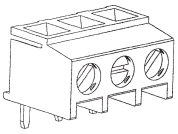

**Suggested Screw Torque**—
6.0 in.-lbs.

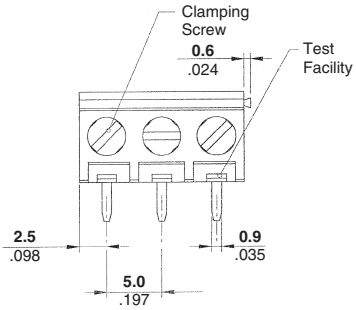


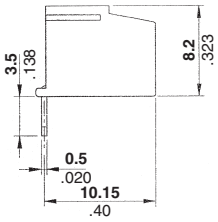


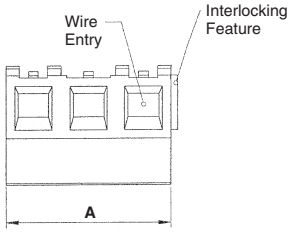


**Recommended PC Board Layout**

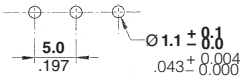


| No. of Positions | Dim. A | Part Numbers | | |
|---|---|---|---|---|
| | | Green | Gray | Black* |
| 2 | **10.0** [.394] | 284093-2 | 1546225-2 | 1776120-2 |
| 3 | **15.0** [.591] | 284093-3 | 1546225-3 | 1776120-3 |
| 4 | **20.0** [.787] | 284093-4 | 1546225-4 | 1776120-4 |
| 5 | **25.0** [.984] | 284093-5 | 1546225-5 | 1776120-5 |
| 6 | **30.0** [1.181] | 284093-6 | 1546225-6 | 1776120-6 |
| 7 | **35.0** [1.378] | 284093-7 | 1546225-7 | 1776120-7 |
| 8 | **40.0** [1.575] | 284093-8 | 1546225-8 | 1776120-8 |
| 9 | **45.0** [1.772] | 284093-9 | 1546225-9 | — |
| 10 | **50.0** [1.968] | 1-284093-0 | 1-1546225-0 | — |
| 11 | **55.0** [2.165] | 1-284093-1 | 1-1546225-1 | — |
| 12 | **60.0** [2.362] | 1-284093-2 | 1-1546225-2 | — |
| 13 | **65.0** [2.559] | 1-284093-3 | 1-1546225-3 | — |

| No. of Positions | Dim. A | Part Numbers | | |
|---|---|---|---|---|
| | | Green | Gray | Black* |
| 14 | **70.0** [2.756] | 1-284093-4 | 1-1546225-4 | — |
| 15 | **75.0** [2.953] | 1-284093-5 | 1-1546225-5 | — |
| 16 | **80.0** [3.150] | 1-284093-6 | 1-1546225-6 | — |
| 17 | **85.0** [3.346] | 1-284093-7 | 1-1546225-7 | — |
| 18 | **90.0** [3.543] | 1-284093-8 | 1-1546225-8 | — |
| 19 | **95.0** [3.740] | 1-284093-9 | 1-1546225-9 | — |
| 20 | **100.0** [3.937] | 2-284093-0 | 2-1546225-0 | — |
| 21 | **105.0** [4.134] | 2-284093-1 | 2-1546225-1 | — |
| 22 | **110.0** [4.331] | 2-284093-2 | 2-1546225-2 | — |
| 23 | **115.0** [4.528] | 2-284093-3 | 2-1546225-3 | — |
| 24 | **120.0** [4.724] | 2-284093-4 | 2-1546225-4 | — |
| 25 | **125.0** [4.921] | 2-284093-5 | 2-1546225-5 | — |

*Wave solder process capable to 265°C [509°F] for 10 seconds

### Board Mount w/Interlock, 5.0 mm Centerline, Top Wire Entry

**UL Rating – 300 V, 17.5 A**
**12-30 AWG**
**15 A for field wiring applications**

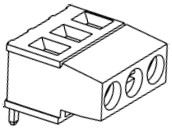

**Suggested Screw Torque**—
7.0 in.-lbs.

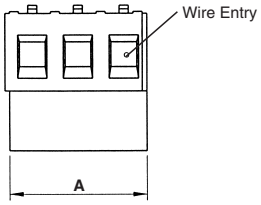


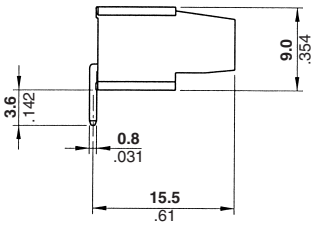


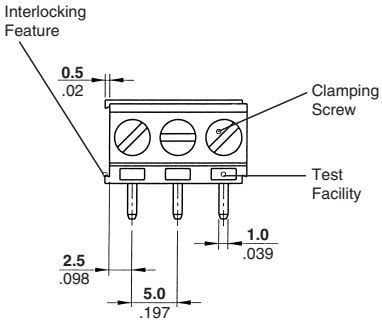


**Recommended PC Board Layout**

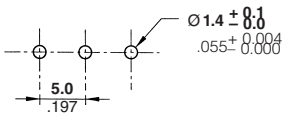


| No. of Positions | Dim. A | Part Numbers | |
|---|---|---|---|
| | | Green | Blue |
| 2 | **10.0** [0.394] | 796748-2 | 796684-2 |
| 3 | **15.0** [0.591] | 796748-3 | 796684-3 |
| 4 | **20.0** [0.787] | 796748-4 | 796684-4 |
| 5 | **25.0** [0.984] | 796748-5 | 796684-5 |
| 6 | **30.0** [1.181] | 796748-6 | 796684-6 |
| 7 | **35.0** [1.378] | 796748-7 | 796684-7 |
| 8 | **40.0** [1.575] | 796748-8 | 796684-8 |
| 9 | **45.0** [1.772] | 796748-9 | 796684-9 |
| 10 | **50.0** [1.968] | 1-796748-0 | 1-796684-0 |
| 11 | **55.0** [2.165] | 1-796748-1 | 1-796684-1 |
| 12 | **60.0** [2.362] | 1-796748-2 | 1-796684-2 |
| 13 | **65.0** [2.559] | 1-796748-3 | 1-796684-3 |

| No. of Positions | Dim. A | Part Numbers | |
|---|---|---|---|
| | | Green | Blue |
| 14 | **15.0** [0.591] | 1-796748-4 | 1-796684-4 |
| 15 | **20.0** [0.787] | 1-796748-5 | 1-796684-5 |
| 16 | **25.0** [0.984] | 1-796748-6 | 1-796684-6 |
| 17 | **30.0** [1.181] | 1-796748-7 | 1-796684-7 |
| 18 | **35.0** [1.378] | 1-796748-8 | 1-796684-8 |
| 19 | **40.0** [1.575] | 1-796748-9 | 1-796684-9 |
| 20 | **45.0** [1.772] | 2-796748-0 | 2-796684-0 |
| 21 | **50.0** [1.968] | 2-796748-1 | 2-796684-1 |
| 22 | **55.0** [2.165] | 2-796748-2 | 2-796684-2 |
| 23 | **60.0** [2.362] | 2-796748-3 | 2-796684-3 |
| 24 | **55.0** [2.165] | 2-796748-4 | 2-796684-4 |
| 25 | **60.0** [2.362] | 2-796748-5 | 2-796684-5 |

**Note:** BUCHANAN Terminal Block Series B02C4HxxT has been superceded/replaced with 796684-xx (blue).



Dimensions are in millimeters and inches unless otherwise specified.

Dimensions are shown for reference purposes only. Specifications subject to change.

USA: 1-800-522-6752
Canada: 1-905-470-4425
Mexico: 01-800-733-8926
C. America: 52-55-1106-0803

South America: 55-11-2103-6000
Hong Kong: 852-2735-1628
Japan: 81-44-844-8013
UK: 8706-080-208

**Note:** All part numbers are RoHS Compliant.



## Board Mount, Top Wire Entry (Continued)

### Board Mount w/Interlock, 5.0 mm Centerline, Top Wire Entry Color – Green

**UL Rating – 300 V, 24 A**
**12-30 AWG**
**20 A for field wiring applications**

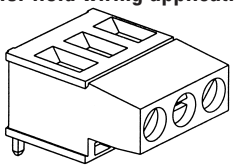

**Suggested Screw Torque**—
7.0 in.-lbs.

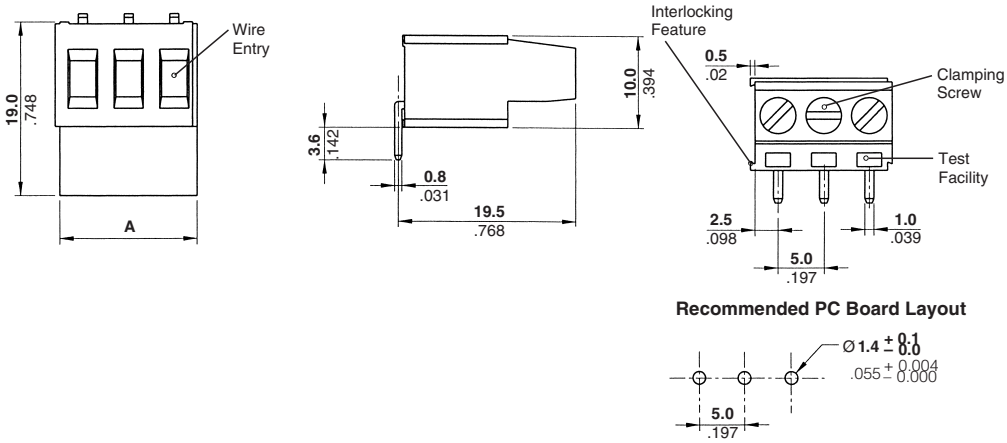


| No. of Positions | Dim. A | Part Numbers |
|---|---|---|
| 2 | **10.0** [.394] | 282862-2 |
| 3 | **15.0** [.591] | 282862-3 |
| 4 | **20.0** [.787] | 282862-4 |
| 5 | **25.0** [.984] | 282862-5 |
| 6 | **30.0** [1.181] | 282862-6 |
| 7 | **35.0** [1.378] | 282862-7 |
| 8 | **40.0** [1.575] | 282862-8 |
| 9 | **45.0** [1.772] | 282862-9 |
| 10 | **50.0** [1.968] | 1-282862-0 |
| 11 | **55.0** [2.165] | 1-282862-1 |
| 12 | **60.0** [2.362] | 1-282862-2 |
| 13 | **65.0** [2.559] | 1-282862-3 |

| No. of Positions | Dim. A | Part Numbers |
|---|---|---|
| 14 | **70.0** [2.756] | 1-282862-4 |
| 15 | **75.0** [2.953] | 1-282862-5 |
| 16 | **80.0** [3.150] | 1-282862-6 |
| 17 | **85.0** [3.346] | 1-282862-7 |
| 18 | **90.0** [3.543] | 1-282862-8 |
| 19 | **95.0** [3.740] | 1-282862-9 |
| 20 | **100.0** [3.937] | 2-282862-0 |
| 21 | **105.0** [4.134] | 2-282862-1 |
| 22 | **110.0** [4.331] | 2-282862-2 |
| 23 | **115.0** [4.528] | 2-282862-3 |
| 24 | **120.0** [4.724] | 2-282862-4 |
| 25 | **125.0** [4.921] | 2-282862-5 |

### Board Mount w/Interlock, Low Profile, 5.08 mm Centerline, Top Wire Entry

**UL Rating – 300 V, 13.5 A**
**16-30 AWG**
**10 A for field wiring applications**

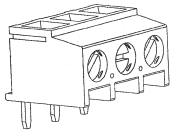

**Suggested Screw Torque**—
6.0 in.-lbs.

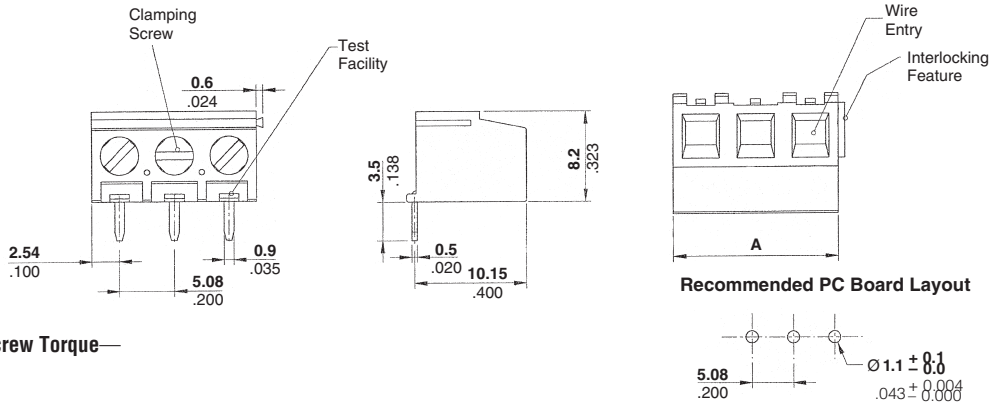


| No. of Positions | Dim. A | Part Numbers | |
|---|---|---|---|
| | | Green | Black* |
| 2 | **10.16** [0.400] | 284094-2 | 1776121-2 |
| 3 | **15.24** [0.600] | 284094-3 | 1776121-3 |
| 4 | **20.32** [0.800] | 284094-4 | 1776121-4 |
| 5 | **25.40** [1.000] | 284094-5 | 1776121-5 |
| 6 | **30.48** [1.200] | 284094-6 | 1776121-6 |
| 7 | **35.56** [1.400] | 284094-7 | 1776121-7 |
| 8 | **40.64** [1.600] | 284094-8 | 1776121-8 |
| 9 | **45.72** [1.800] | 284094-9 | — |
| 10 | **50.80** [2.000] | 1-284094-0 | — |
| 11 | **55.88** [2.200] | 1-284094-1 | — |
| 12 | **60.96** [2.400] | 1-284094-2 | — |
| 13 | **66.04** [2.600] | 1-284094-3 | — |

| No. of Positions | Dim. A | Part Numbers | |
|---|---|---|---|
| | | Green | Black* |
| 14 | **71.12** [2.800] | 1-284094-4 | — |
| 15 | **76.20** [3.000] | 1-284094-5 | — |
| 16 | **81.28** [3.200] | 1-284094-6 | — |
| 17 | **86.36** [3.400] | 1-284094-7 | — |
| 18 | **91.44** [3.600] | 1-284094-8 | — |
| 19 | **96.52** [3.800] | 1-284094-9 | — |
| 20 | **101.60** [4.000] | 2-284094-0 | — |
| 21 | **106.68** [4.200] | 2-284094-1 | — |
| 22 | **111.76** [4.400] | 2-284094-2 | — |
| 23 | **116.84** [4.600] | 2-284094-3 | — |
| 24 | **121.92** [4.800] | 2-284094-4 | — |
| 25 | **127.00** [5.000] | 2-284094-5 | — |

*Wave solder process capable to 265°C [509°F] for 10 seconds



Dimensions are in millimeters and inches unless otherwise specified.

Dimensions are shown for reference purposes only. Specifications subject to change.

USA: 1-800-522-6752
Canada: 1-905-470-4425
Mexico: 01-800-733-8926
C. America: 52-55-1106-0803

South America: 55-11-2103-6000
Hong Kong: 852-2735-1628
Japan: 81-44-844-8013
UK: 8706-080-208

**Note:** All part numbers are RoHS Compliant.

## Board Mount, Top Wire Entry (Continued)

### Board Mount w/Interlock, 5.08 mm Centerline, Top Wire Entry

**UL Rating – 300 V, 17.5 A**
**12-30 AWG**
**15 A for field wiring applications**

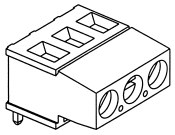

**Suggested Screw Torque**—
7.0 in.-lbs.

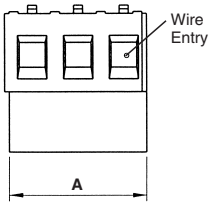


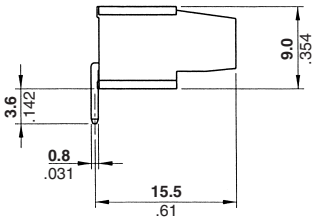


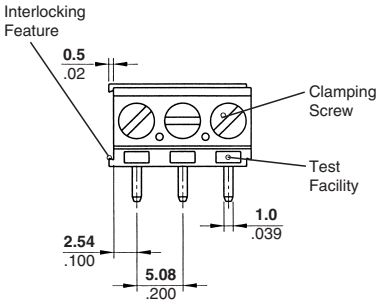


**Recommended PC Board Layout**

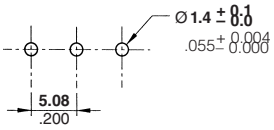


| No. of Positions | Dim. A | Part Numbers | |
|---|---|---|---|
| | | Green | Black |
| 2 | **10.16** [0.400] | 282851-2 | 1546073-2 |
| 3 | **15.24** [0.600] | 282851-3 | 1546073-3 |
| 4 | **20.32** [0.800] | 282851-4 | 1546073-4 |
| 5 | **25.40** [1.000] | 282851-5 | 1546073-5 |
| 6 | **30.48** [1.200] | 282851-6 | 1546073-6 |
| 7 | **35.56** [1.400] | 282851-7 | 1546073-7 |
| 8 | **40.64** [1.600] | 282851-8 | 1546073-8 |
| 9 | **45.72** [1.800] | 282851-9 | 1546073-9 |
| 10 | **50.80** [2.000] | 1-282851-0 | 1-1546073-0 |
| 11 | **55.88** [2.200] | 1-282851-1 | 1-1546073-1 |
| 12 | **60.96** [2.400] | 1-282851-2 | 1-1546073-2 |
| 13 | **66.04** [2.600] | 1-282851-3 | 1-1546073-3 |

| No. of Positions | Dim. A | Part Numbers | |
|---|---|---|---|
| | | Green | Black |
| 14 | **71.12** [2.800] | 1-282851-4 | 1-1546073-4 |
| 15 | **76.20** [3.000] | 1-282851-5 | 1-1546073-5 |
| 16 | **81.28** [3.200] | 1-282851-6 | 1-1546073-6 |
| 17 | **86.36** [3.400] | 1-282851-7 | 1-1546073-7 |
| 18 | **91.44** [3.600] | 1-282851-8 | 1-1546073-8 |
| 19 | **96.52** [3.800] | 1-282851-9 | 1-1546073-9 |
| 20 | **101.60** [4.000] | 2-282851-0 | 2-1546073-0 |
| 21 | **106.68** [4.200] | 2-282851-1 | 2-1546073-1 |
| 22 | **111.76** [4.400] | 2-282851-2 | 2-1546073-2 |
| 23 | **116.84** [4.600] | 2-282851-3 | 2-1546073-3 |
| 24 | **121.92** [4.800] | 2-282851-4 | 2-1546073-4 |
| 25 | **127.00** [5.000] | 2-282851-5 | 2-1546073-5 |

### Board Mount w/Interlock, 5.08 mm Centerline, Top Wire Entry Color – Green

**UL Rating – 300 V, 24 A**
**12-30 AWG**
**20 A for field wiring applications**

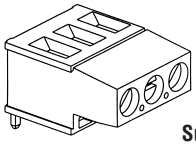

**Suggested Screw Torque**—
7.0 in.-lbs.

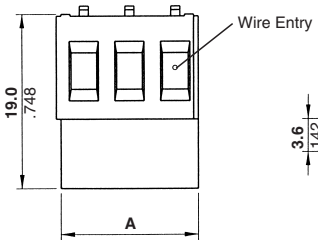


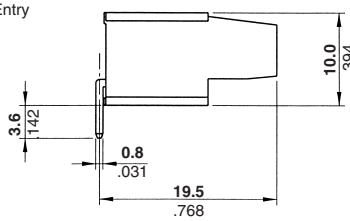


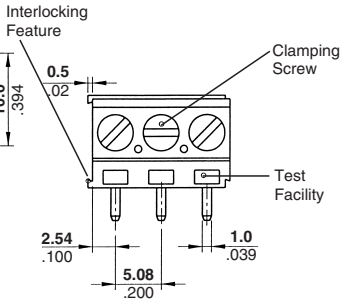


**Recommended PC Board Layout**

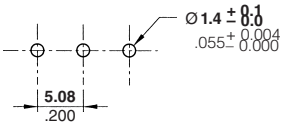


| No. of Positions | Dim. A | Part Numbers |
|---|---|---|
| 2 | **10.16** [0.400] | 282863-2 |
| 3 | **15.24** [0.600] | 282863-3 |
| 4 | **20.32** [0.800] | 282863-4 |
| 5 | **25.40** [1.000] | 282863-5 |
| 6 | **30.48** [1.200] | 282863-6 |
| 7 | **35.56** [1.400] | 282863-7 |
| 8 | **40.64** [1.600] | 282863-8 |
| 9 | **45.72** [1.800] | 282863-9 |
| 10 | **50.80** [2.000] | 1-282863-0 |
| 11 | **55.88** [2.200] | 1-282863-1 |
| 12 | **60.96** [2.400] | 1-282863-2 |
| 13 | **66.04** [2.600] | 1-282863-3 |

| No. of Positions | Dim. A | Part Numbers |
|---|---|---|
| 14 | **71.12** [2.800] | 1-282863-4 |
| 15 | **76.20** [3.000] | 1-282863-5 |
| 16 | **81.28** [3.200] | 1-282863-6 |
| 17 | **86.36** [3.400] | 1-282863-7 |
| 18 | **91.44** [3.600] | 1-282863-8 |
| 19 | **96.52** [3.800] | 1-282863-9 |
| 20 | **101.60** [4.000] | 2-282863-0 |
| 21 | **106.68** [4.200] | 2-282863-1 |
| 22 | **111.76** [4.400] | 2-282863-2 |
| 23 | **116.84** [4.600] | 2-282863-3 |
| 24 | **121.92** [4.800] | 2-282863-4 |
| 25 | **127.00** [5.000] | 2-282863-5 |



Dimensions are in millimeters and inches unless otherwise specified.

Dimensions are shown for reference purposes only. Specifications subject to change.

USA: 1-800-522-6752
Canada: 1-905-470-4425
Mexico: 01-800-733-8926
C. America: 52-55-1106-0803

South America: 55-11-2103-6000
Hong Kong: 852-2735-1628
Japan: 81-44-844-8013
UK: 8706-080-208

**Note:** All part numbers are RoHS Compliant.



## Board Mount, Top Wire Entry (Continued)

### Top Wire Entry 7.5 mm Centerline, Color – Green

**UL Rating – 300 V, 17.5 A 12-30 AWG**
**15 A for field wiring applications**

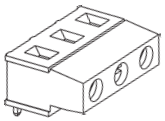

**Suggested Screw Torque**—
7.0 in.-lbs.

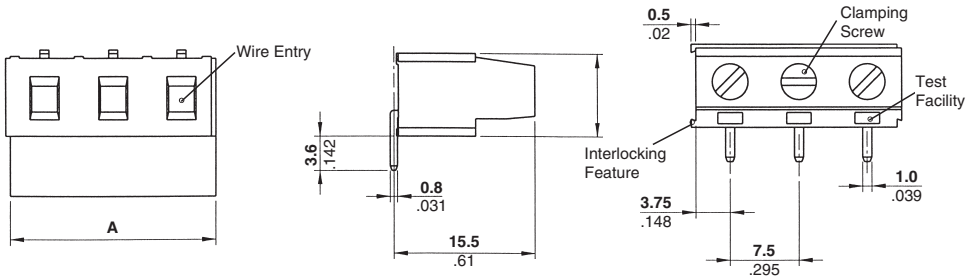


| No. of Positions | Dim. A | Part Numbers |
|---|---|---|
| 2 | **15.0** [0.591] | 282854-2 |
| 3 | **22.5** [0.886] | 282854-3 |
| 4 | **30.0** [1.181] | 282854-4 |

**Recommended PC Board Layout**

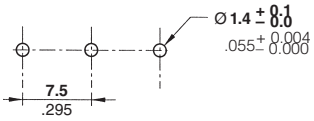


### Top Wire Entry 7.62 mm Centerline, Color – Green

**UL Rating – 300 V, 17.5 A 12-30 AWG**
**15 A for field wiring applications**

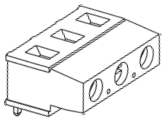

**Suggested Screw Torque**—
7.0 in.-lbs.

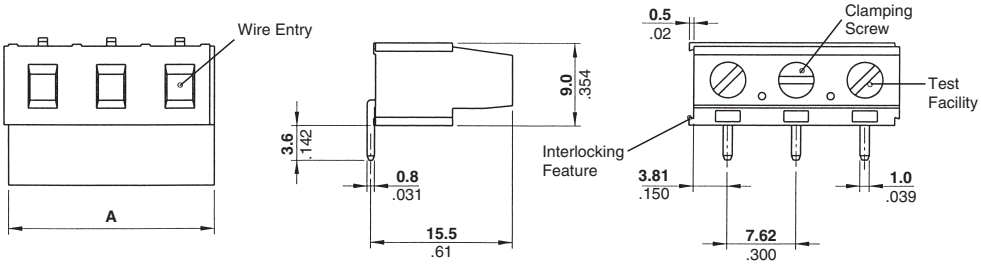


| No. of Positions | Dim. A | Part Numbers |
|---|---|---|
| 2 | **15.24** [.600] | 282855-2 |
| 3 | **22.86** [.900] | 282855-3 |

**Recommended PC Board Layout**

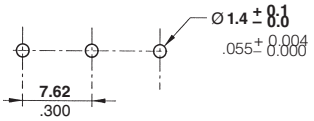


### Top Wire Entry 7.62 mm Centerline, Color – Green

**UL Rating – 300 V, 24 A 12-30 AWG**
**20 A for field wiring applications**

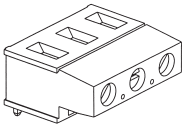

**Suggested Screw Torque**—
7.0 in.-lbs.

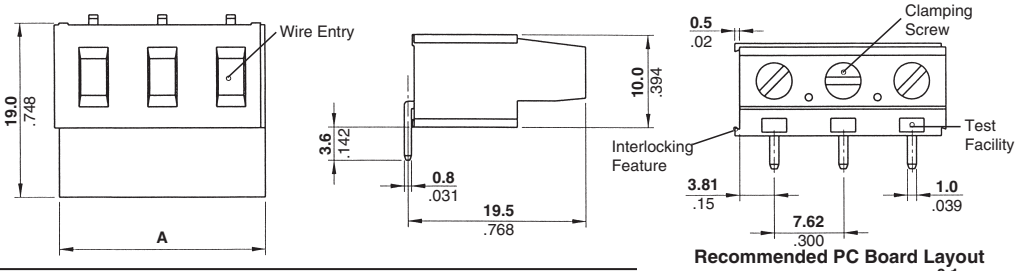


| No. of Positions | Dim. A | Part Numbers |
|---|---|---|
| 2 | **15.24** [.600] | 282867-2 |
| 3 | **22.86** [.900] | 282867-3 |

**Recommended PC Board Layout**

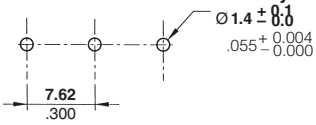




Catalog 1308389
Revised 6-07

www.tycoelectronics.com

Dimensions are in millimeters and inches unless otherwise specified.

Dimensions are shown for reference purposes only. Specifications subject to change.

USA: 1-800-522-6752
Canada: 1-905-470-4425
Mexico: 01-800-733-8926
C. America: 52-55-1106-0803

South America: 55-11-2103-6000
Hong Kong: 852-2735-1628
Japan: 81-44-844-8013
UK: 8706-080-208

**Note:** All part numbers are RoHS Compliant.

## Board Mount, Top Wire Entry (Continued)

### Board Mount, Low Profile 10.0 mm Centerline, Top Wire Entry, Color – Black

**UL Rating – 600 V, 13.5 A**
**16-30 AWG**
**10 A for field wiring applications**

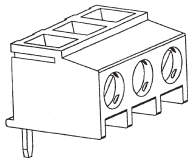

**Suggested Screw Torque**—
6.0 in.-lbs.

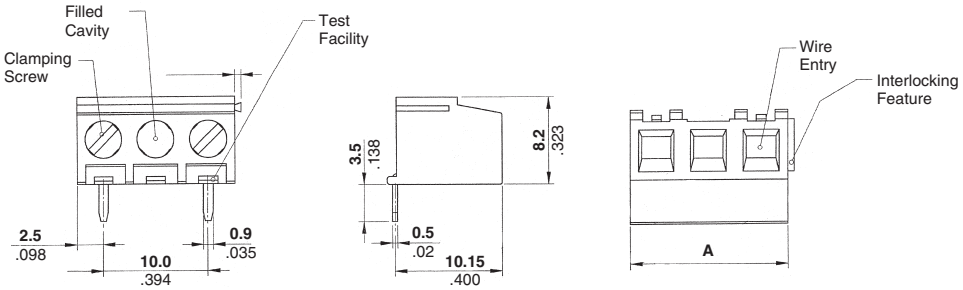


**Recommended PC Board Layout**

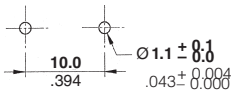


| No. of Positions | Dim. A | Part Numbers |
|---|---|---|
| 2 | **15.0** [.591] | 1776124-2 |
| 3 | **20.0** [.787] | 1776124-3 |
| 4 | **25.0** [.984] | 1776124-4 |

Wave solder process capable to 265°C [509°F] for 10 seconds

### Board Mount 10.0 mm Centerline, Top Wire Entry Color – Green

**UL Rating – 600 V, 17.5 A**
**12-30 AWG**
**15 A for field entry applications**

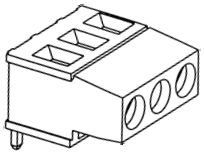

**Suggested Screw Torque**—
7.0 in.-lbs.

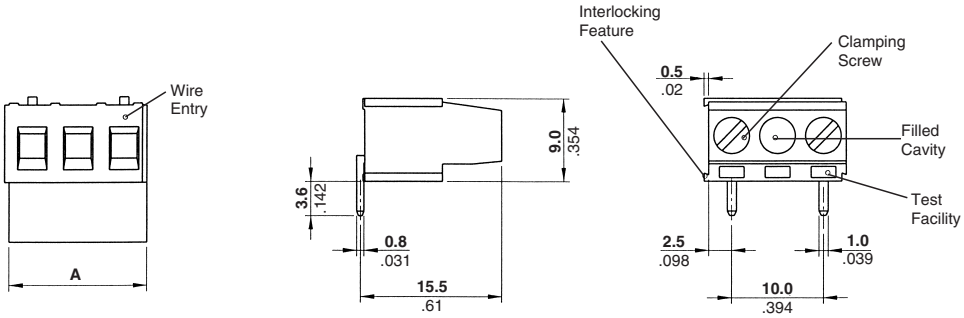


**Recommended PC Board Layout**

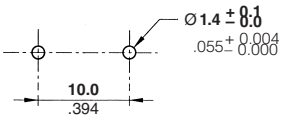


| No. of Positions | Dim. A | Part Numbers |
|---|---|---|
| 2 | **15.0** [.591] | 282852-2 |
| 3 | **20.0** [.787] | 282852-3 |
| 4 | **25.0** [.984] | 282852-4 |
| 5 | **30.0** [1.181] | 282852-5 |
| 6 | **35.0** [1.378] | 282852-6 |
| 7 | **40.0** [1.575] | 282852-7 |
| 8 | **45.0** [1.772] | 282852-8 |
| 9 | **50.0** [1.968] | 282852-9 |
| 10 | **55.0** [2.165] | 1-282852-0 |
| 11 | **60.0** [2.362] | 1-282852-1 |
| 12 | **65.0** [2.559] | 1-282852-2 |
| 13 | **70.0** [2.775] | 1-282852-3 |



Dimensions are in millimeters and inches unless otherwise specified.

Dimensions are shown for reference purposes only. Specifications subject to change.

USA: 1-800-522-6752
Canada: 1-905-470-4425
Mexico: 01-800-733-8926
C. America: 52-55-1106-0803

South America: 55-11-2103-6000
Hong Kong: 852-2735-1628
Japan: 81-44-844-8013
UK: 8706-080-208

**Note:** All part numbers are RoHS Compliant.



## Board Mount, Top Wire Entry (Continued)

### Board Mount, Low Profile, 10.16 mm Centerline, Top Wire Entry Color – Black

**UL Rating – 600 V, 13.5 A**
**16-30 AWG**
**10 A for field wiring applications**

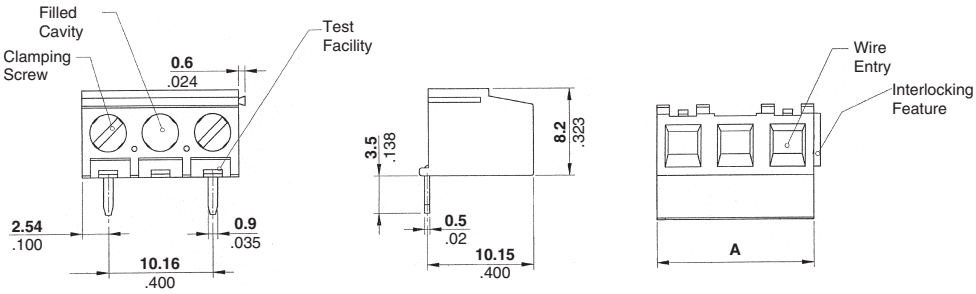


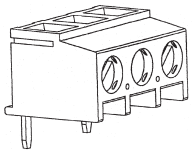

**Suggested Screw Torque**—
6.0 in.-lbs.

| No. of Positions | Dim. A | Part Numbers |
|---|---|---|
| 2 | **15.24** [0.600] | 1776125-2 |
| 3 | **20.32** [0.800] | 1776125-3 |
| 4 | **25.40** [1.000] | 1776125-4 |

Wave solder process capable to 265°C [509°F] for 10 seconds

**Recommended PC Board Layout**

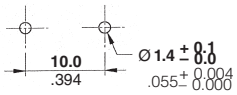


### Board Mount, 10.16 mm Centerline, Top Wire Entry Color – Green

**UL Rating – 600 V, 17.5 A**
**12-30 AWG**
**15 A for field wiring applications**

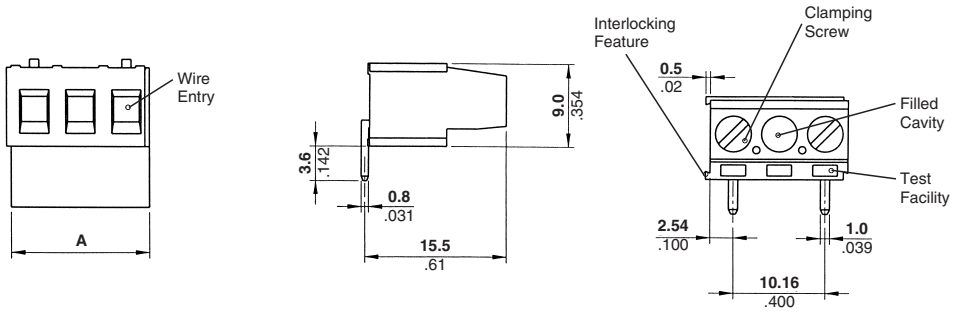


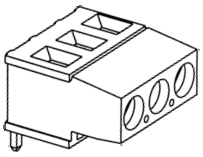

**Suggested Screw Torque**—
7.0 in.-lbs.

| No. of Positions | Dim. A | Part Numbers |
|---|---|---|
| 2 | **15.24** [0.600] | 282853-2 |
| 3 | **20.32** [0.800] | 282853-3 |
| 4 | **25.40** [1.000] | 282853-4 |
| 5 | **30.48** [1.200] | 282853-5 |
| 6 | **35.56** [1.400] | 282853-6 |
| 7 | **40.64** [1.600] | 282853-7 |
| 8 | **45.72** [1.800] | 282853-8 |
| 9 | **50.80** [2.000] | 282853-9 |
| 10 | **55.88** [2.200] | 1-282853-0 |
| 11 | **60.96** [2.400] | 1-282853-1 |
| 12 | **66.04** [2.600] | 1-282853-2 |
| 13 | **71.12** [2.800] | 1-282853-3 |

**Recommended PC Board Layout**

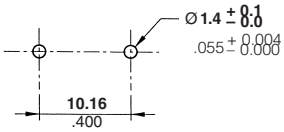




Catalog 1308389
Revised 6-07

www.tycoelectronics.com

Dimensions are in millimeters and inches unless otherwise specified.

Dimensions are shown for reference purposes only. Specifications subject to change.

USA: 1-800-522-6752
Canada: 1-905-470-4425
Mexico: 01-800-733-8926
C. America: 52-55-1106-0803

South America: 55-11-2103-6000
Hong Kong: 852-2735-1628
Japan: 81-44-844-8013
UK: 8706-080-208

**Note:** All part numbers are RoHS Compliant.

# Board Mount, 35° Angled Wire Entry

## Board Mount w/Interlock, 5.0 mm Centerline, 35° Angled Wire Entry

### UL Rating – 300 V, 17.5 A 12-30 AWG

**15 A for field wiring applications**

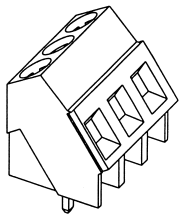

**Suggested Screw Torque**—
7.0 in.-lbs.

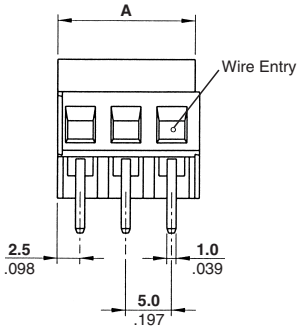


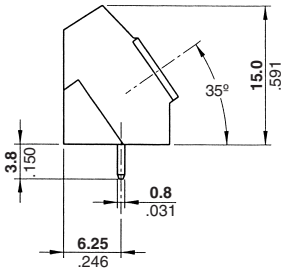


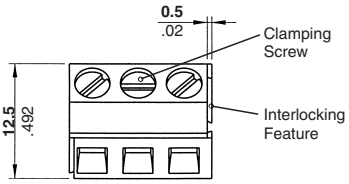


**Recommended PC Board Layout**

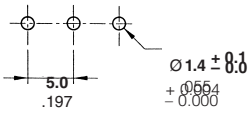


**Notes:**
1. BUCHANAN Terminal Block Series B04C4VXXT has been superceded/replaced with part number 796688-xx (blue color) and 796689-xx (black color).
2. RDI Terminal Block Series 5LEA-XX has been superceded/replaced with part number 796690-xx (green color).
3. RDI Terminal Block Series 5LEA-XX-1 has been superceded/replaced with part number 796689-xx (black color).

| No. of Positions | Dim. A | Part Numbers | | | |
|---|---|---|---|---|---|
| | | Gray | Blue | Black | Green |
| 2 | **10.0** [0.394] | 1546219-2 | 796688-2 | 796689-2 | 796690-2 |
| 3 | **15.0** [0.591] | 1546219-3 | 796688-3 | 796689-3 | 796690-3 |
| 4 | **20.0** [0.787] | 1546219-4 | 796688-4 | 796689-4 | 796690-4 |
| 5 | **25.0** [0.984] | 1546219-5 | 796688-5 | 796689-5 | 796690-5 |
| 6 | **30.0** [1.181] | 1546219-6 | 796688-6 | 796689-6 | 796690-6 |
| 7 | **35.0** [1.378] | 1546219-7 | 796688-7 | 796689-7 | 796690-7 |
| 8 | **40.0** [1.575] | 1546219-8 | 796688-8 | 796689-8 | 796690-8 |
| 9 | **45.0** [1.772] | 1546219-9 | 796688-9 | 796689-9 | 796690-9 |
| 10 | **50.0** [1.968] | 1-1546219-0 | 1-796688-0 | 1-796689-0 | 1-796690-0 |
| 11 | **55.0** [2.165] | 1-1546219-1 | 1-796688-1 | 1-796689-1 | 1-796690-1 |
| 12 | **60.0** [2.362] | 1-1546219-2 | 1-796688-2 | 1-796689-2 | 1-796690-2 |

## Board Mount w/Interlock, 5.08 mm Centerline, 35° Angled Wire Entry

### UL Rating – 300 V, 17.5 A 12-30 AWG

**15 A for field wiring applications**

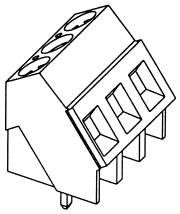

**Suggested Screw Torque**—
7.0 in.-lbs.

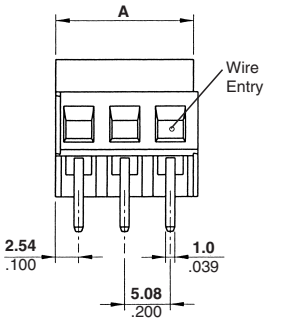


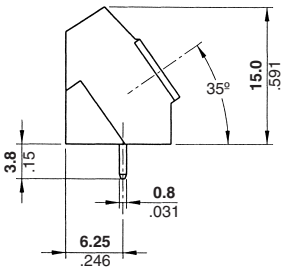


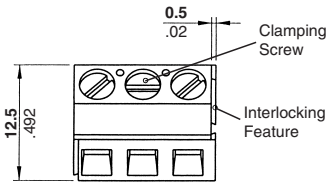


**Recommended PC Board Layout**

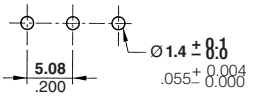


| No. of Positions | Dim. A | Part Numbers | | |
|---|---|---|---|---|
| | | Gray | Green | Black |
| 2 | **10.16** [0.400] | 1546220-2 | 282847-2 | 1546074-2 |
| 3 | **15.24** [0.600] | 1546220-3 | 282847-3 | 1546074-3 |
| 4 | **20.32** [0.800] | 1546220-4 | 282847-4 | 1546074-4 |
| 5 | **25.40** [1.000] | 1546220-5 | 282847-5 | 1546074-5 |
| 6 | **30.48** [1.200] | 1546220-6 | 282847-6 | 1546074-6 |
| 7 | **35.56** [1.400] | 1546220-7 | 282847-7 | 1546074-7 |
| 8 | **40.64** [1.600] | 1546220-8 | 282847-8 | 1546074-8 |
| 9 | **45.72** [1.800] | 1546220-9 | 282847-9 | 1546074-9 |
| 10 | **50.80** [2.000] | 1-1546220-0 | 1-282847-0 | 1-1546074-0 |
| 11 | **55.88** [2.200] | 1-1546220-1 | 1-282847-1 | 1-1546074-1 |
| 12 | **60.96** [2.400] | 1-1546220-2 | 1-282847-2 | 1-1546074-2 |

**Note:** RDI Terminal Block Series 2EEA-xx has been superceded/replaced with 282847-xx series.



Dimensions are in millimeters and inches unless otherwise specified.

Dimensions are shown for reference purposes only. Specifications subject to change.

USA: 1-800-522-6752
Canada: 1-905-470-4425
Mexico: 01-800-733-8926
C. America: 52-55-1106-0803

South America: 55-11-2103-6000
Hong Kong: 852-2735-1628
Japan: 81-44-844-8013
UK: 8706-080-208

**Note:** All part numbers are RoHS Compliant.



## Board Mount, 35° Angled Wire Entry (Continued)

### Board Mount, 10.0 mm Centerline, 35° Angled Wire Entry Color – Green

**UL Rating – 600 V, 17.5 A**
**12-30 AWG**
**15 A for field wiring applications**

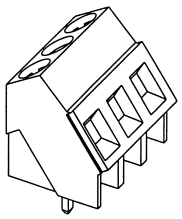

**Suggested Screw Torque**—
7.0 in.-lbs.

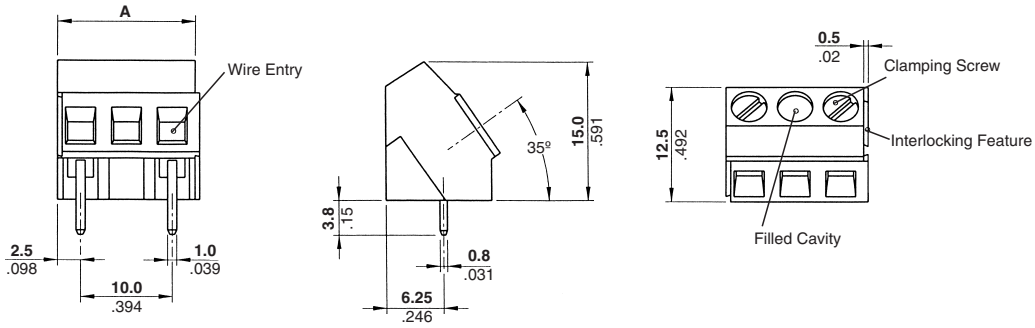


**Recommended PC Board Layout**

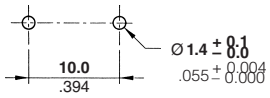


| No. of Positions | Dim. A | Part Numbers |
|---|---|---|
| 2 | **15.0** [0.591] | 282848-2 |
| 3 | **25.0** [0.984] | 282848-3 |
| 4 | **35.0** [1.378] | 282848-4 |
| 5 | **45.0** [1.772] | 282848-5 |
| 6 | **55.0** [2.165] | 282848-6 |

### Board Mount, 10.16 mm Centerline, 35° Angled Wire Entry Color – Green

**UL Rating – 600 V, 17.5 A**
**12-30 AWG**
**15 A for field wiring applications**

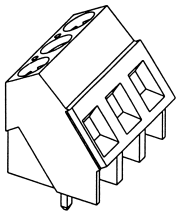

**Suggested Screw Torque**—
7.0 in.-lbs.

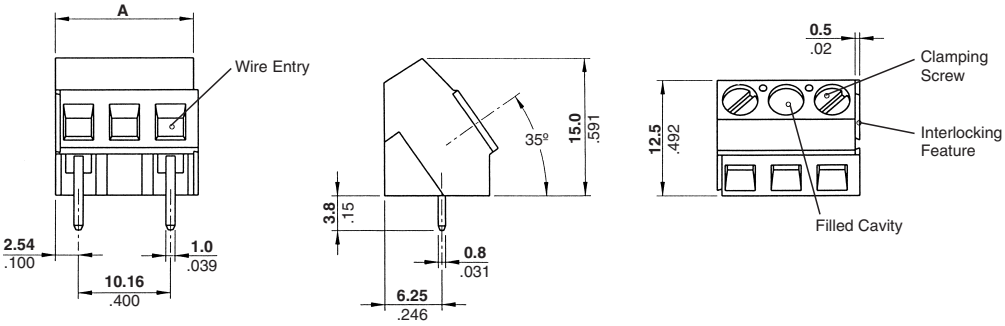


**Recommended PC Board Layout**

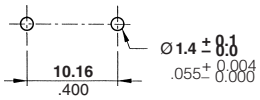


| No. of Positions | Dim. A | Part Numbers |
|---|---|---|
| 2 | **15.24** [0.600] | 282849-2 |
| 3 | **25.40** [1.000] | 282849-3 |
| 4 | **35.56** [1.400] | 282849-4 |
| 5 | **45.72** [1.800] | 282849-5 |
| 6 | **55.88** [2.200] | 282849-6 |



Dimensions are in millimeters and inches unless otherwise specified.

Dimensions are shown for reference purposes only. Specifications subject to change.

USA: 1-800-522-6752
Canada: 1-905-470-4425
Mexico: 01-800-733-8926
C. America: 52-55-1106-0803

South America: 55-11-2103-6000
Hong Kong: 852-2735-1628
Japan: 81-44-844-8013
UK: 8706-080-208

**Note:** All part numbers are RoHS Compliant.

## Board Mount, Bottom Wire Entry

**Board Mount w/Interlock, 5.0 mm Centerline, 270° Bottom Wire Entry Color – Green**

**UL Rating – 300 V, 17.5 A 12-30 AWG**
**15 A for field wiring applications**

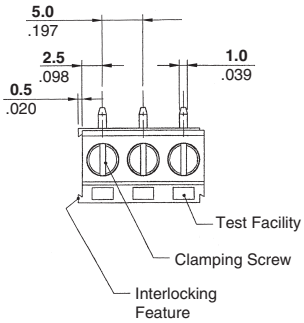


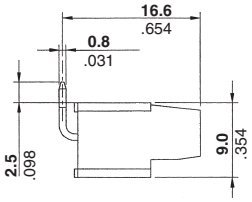


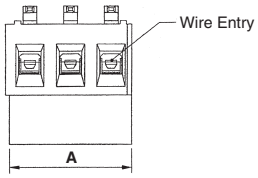


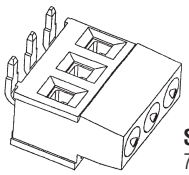

**Suggested Screw Torque**—
7.0 in.-lbs.

**Recommended PC Board Layout**

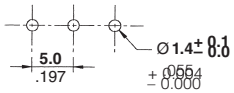


| No. of Positions | Dim. A | Part Numbers |
|---|---|---|
| 2 | **10.0** [0.394] | 284410-2 |
| 3 | **15.0** [0.591] | 284410-3 |
| 4 | **20.0** [0.787] | 284410-4 |
| 5 | **25.0** [0.984] | 284410-5 |
| 6 | **30.0** [1.181] | 284410-6 |
| 7 | **35.0** [1.378] | 284410-7 |
| 8 | **40.0** [1.575] | 284410-8 |
| 9 | **45.0** [1.772] | 284410-9 |
| 10 | **50.0** [1.968] | 1-284410-0 |
| 11 | **55.0** [2.165] | 1-284410-1 |
| 12 | **60.0** [2.362] | 1-284410-2 |
| 13 | **65.0** [2.559] | 1-284410-3 |
| 14 | **70.0** [2.756] | 1-284410-4 |
| 15 | **75.0** [2.953] | 1-284410-5 |
| 16 | **80.0** [3.150] | 1-284410-6 |
| 17 | **85.0** [3.346] | 1-284410-7 |
| 18 | **90.0** [3.543] | 1-284410-8 |
| 19 | **95.0** [3.740] | 1-284410-9 |
| 20 | **100.0** [3.937] | 2-284410-0 |
| 21 | **105.0** [4.134] | 2-284410-1 |
| 22 | **110.0** [4.331] | 2-284410-2 |
| 23 | **115.0** [4.528] | 2-284410-3 |
| 24 | **120.0** [4.724] | 2-284410-4 |
| 25 | **125.0** [4.921] | 2-284410-5 |



Dimensions are in millimeters and inches unless otherwise specified.

Dimensions are shown for reference purposes only. Specifications subject to change.

USA: 1-800-522-6752
Canada: 1-905-470-4425
Mexico: 01-800-733-8926
C. America: 52-55-1106-0803

South America: 55-11-2103-6000
Hong Kong: 852-2735-1628
Japan: 81-44-844-8013
UK: 8706-080-208

**Note:** All part numbers are RoHS Compliant.



## High Current PCB Mount, Side Wire Entry

### Product Facts

- Available in (2) centerline spacings: 6.35 mm and 9.52 mm pitch
- (2) position sizes available: 2 and 3 position
- Wire range: 10-24 AWG
- Available in (3) wire entry configurations: side wire, top wire and 35° angle

- Cage clamp style termination
- Product is modular; designed with a dovetail feature to allow building larger position sizes to increase the number of available wire positions
- Green color; other colors available upon request

### Board Mount w/Interlock, 6.35 mm Centerline, Side Wire Entry, Color – Green

**UL Rating—300 V, 30 A 10-24 AWG**

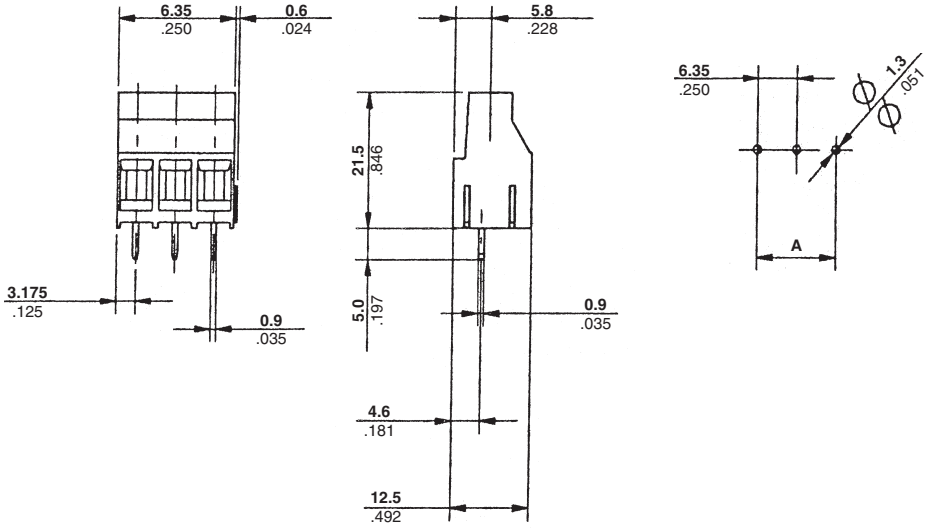


**Suggested Screw Torque**—
7.0 in.-lbs.

| No. of Positions | Dim. A | Part Numbers |
|---|---|---|
| 2 | **6.35** 0.250 | 796740-2 |
| 3 | **12.70** 0.500 | 796740-3 |

### Board Mount w/Interlock, 9.52 mm Centerline, Side Wire Entry, Color – Green

**UL Rating—600 V, 30 A 10-24 AWG**

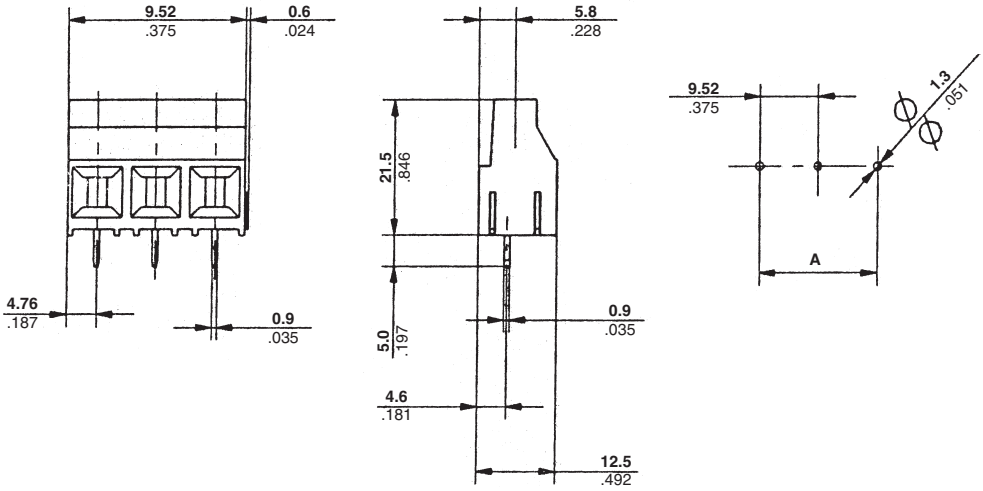


**Suggested Screw Torque**—
7.0 in.-lbs.

| No. of Positions | Dim. A | Part Numbers |
|---|---|---|
| 2 | **9.52** 0.375 | 796739-2 |
| 3 | **19.04** 0.704 | 796739-3 |



Catalog 1308389
Revised 6-07

www.tycoelectronics.com

Dimensions are in millimeters and inches unless otherwise specified.

Dimensions are shown for reference purposes only. Specifications subject to change.

USA: 1-800-522-6752
Canada: 1-905-470-4425
Mexico: 01-800-733-8926
C. America: 52-55-1106-0803

South America: 55-11-2103-6000
Hong Kong: 852-2735-1628
Japan: 81-44-844-8013
UK: 8706-080-208

**Note:** All part numbers are RoHS Compliant.

## High Current PCB Mount, 35° Angled Wire Entry

**Board Mount w/Interlock, 9.52 mm Centerline, 35° Wire Entry Color – Green**

**UL Rating – 600 V, 30 A 10-24 AWG**

**Suggested Screw Torque**— 7.0 in.-lbs.

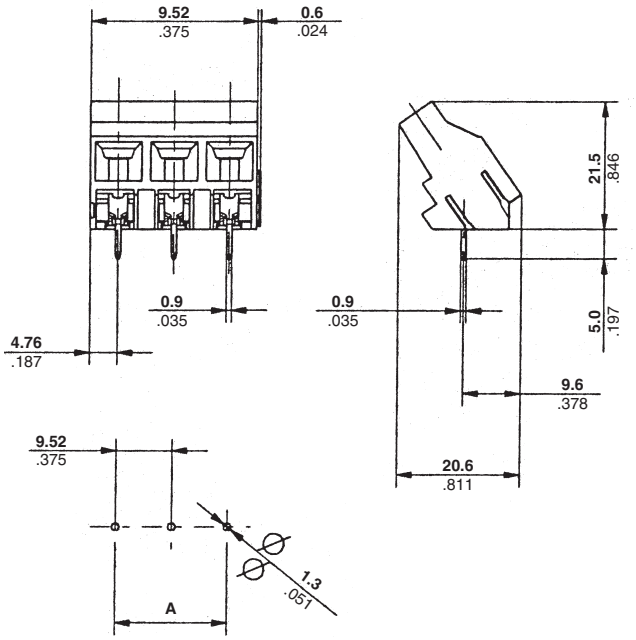


| No. of Positions | Dim. A | Part Numbers |
|---|---|---|
| 2 | **9.52** 0.375 | 796741-2 |
| 3 | **19.04** 0.704 | 796741-3 |

**Board Mount w/Interlock, 10.16 mm Centerline, Side Wire Entry Color – Green or Black**

**UL Rating – 300 V, 52 A 6-8 AWG**

**Suggested Screw Torque**— 10.16 in.-lbs.

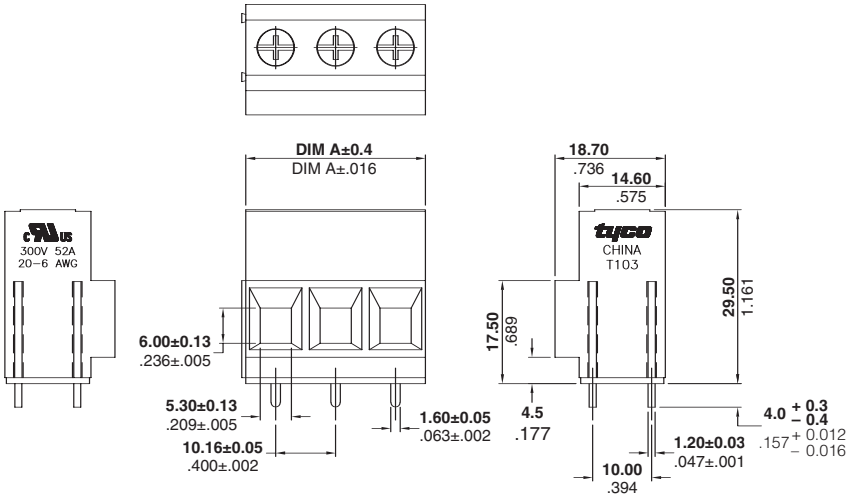


| No. of Positions | Dim. A | Part Numbers | |
|---|---|---|---|
| | | Green | Black |
| 2 | **20.32** [.800] | 1776886-2 | 1-1776886-2 |
| 3 | **30.48** [1.200] | 1776886-3 | 1-1776886-3 |



Dimensions are in millimeters and inches unless otherwise specified.

Dimensions are shown for reference purposes only. Specifications subject to change.

USA: 1-800-522-6752
Canada: 1-905-470-4425
Mexico: 01-800-733-8926
C. America: 52-55-1106-0803

South America: 55-11-2103-6000
Hong Kong: 852-2735-1628
Japan: 81-44-844-8013
UK: 8706-080-208

**Note:** All part numbers are RoHS Compliant.



## Board Mount Multi-Level Stacking

### Board Mount w/Interlock, Multi-Level Stacking 16-30 AWG

### Product Facts

- **One-piece board mount terminal blocks**
- **Interchangeable with existing products of other terminal block suppliers**
- **PC board footprint fully compatible with existing Industry Standards: pc board thickness 1.6–2.4 mm**
- **Modular design with interlocking fixture to assemble higher number of ways applies to 5.0 and 5.08 mm centerlines**
- **Rising screw clamp design**
- **Funnel entry housing for easier wire insertion**
- **Test probe access**
- **Terminal blocks supplied with open captive screws**

Tyco Electronics is expanding the range of board mount terminal blocks with its family of multi-level Terminal Block stacking connectors; three different heights are available to combine one-piece blocks, according to the user's need for better space utilization and easier wire accessibility.

5.0, 5.08, 10.0 and 10.16 mm centerline blocks suitable for 1.5 mm² max. solid wire and 1.0 mm² max. stranded wire are described in the following pages.

**Mechanical/Environmental Performance**

**Operating Temperature**—
-40°C up to +105°C

**Climate Category**—
40/110/21 per IEC 68-1



| Level | Height |
|---|---|
| 1st Level | 10.0 mm |
| 2nd Level | 19.0 mm |
| 3rd Level | 28.0 mm |

| Level Combinations |
|---|
| 1st and 2nd level; 2nd and 3rd level; three levels, 2nd level; 3rd level |

### Board Mount w/Interlock, Multi-Level Stacking 12-30 AWG

5.0, 5.08, 10.0 and 10.16 mm centerline blocks suitable for 4.0 mm² max. solid wire and 2.5 mm² max. stranded wire are described in the following pages.

**Mechanical/Environmental Performance**

**Operating Temperature**—
-40°C up to +105°C

**Climate Category**—
40/110/21 per IEC 68-1



| Level | Height |
|---|---|
| 1st Level | 18.6 mm |
| 2nd Level | 31.5 mm |
| 3rd Level | 45.0 mm |

| Centerline | No. of Pos. | Level Combinations |
|---|---|---|
| 5.00 mm | 2–3 | 1st and 2nd level; 2nd and 3rd level; three levels, 2nd level; 3rd level |
| 5.08 mm | 2–3 | 1st and 2nd level; 2nd and 3rd level; three levels, 2nd level; 3rd level |
| 10.00 mm | 2 | 1st and 2nd level; 2nd and 3rd level; three levels, 2nd level; 3rd level |
| 10.16 mm | 2 | 1st and 2nd level; 2nd and 3rd level; three levels, 2nd level; 3rd level |



Dimensions are in millimeters and inches unless otherwise specified.

Dimensions are shown for reference purposes only. Specifications subject to change.

USA: 1-800-522-6752
Canada: 1-905-470-4425
Mexico: 01-800-733-8926
C. America: 52-55-1106-0803

South America: 55-11-2103-6000
Hong Kong: 852-2735-1628
Japan: 81-44-844-8013
UK: 8706-080-208

**Note:** All part numbers are RoHS Compliant.

## Board Mount, 1st and 2nd Level Stacking Connectors

### Board Mount w/Interlock, 5.0 mm Centerline, 1st and 2nd Level, Stacking Color – Green

**UL Rating – 300 V, 13.5 A**
**16-30 AWG**
**10 A for field wiring applications**

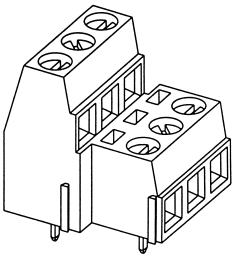

**Suggested Screw Torque**—
6.0 in.-lb.

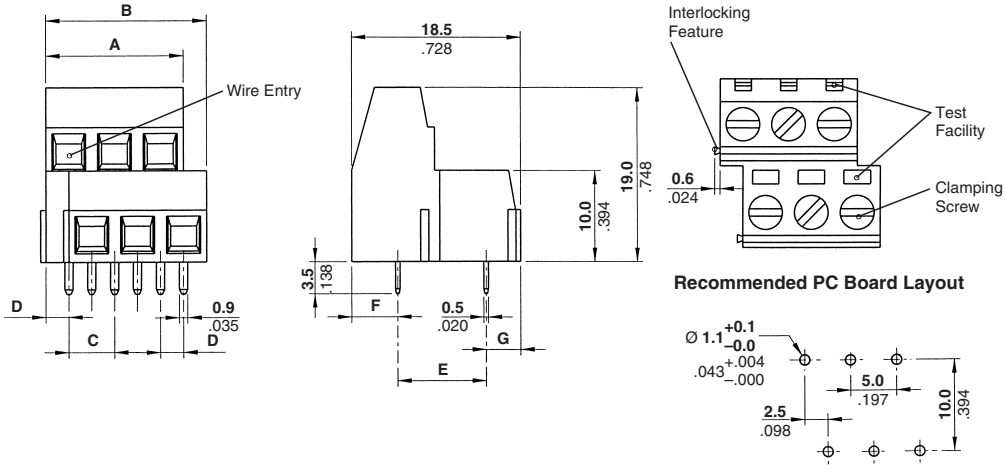


| No. of Positions | Dimensions | | | | | | | Part Numbers |
|---|---|---|---|---|---|---|---|---|
| | A | B | C | D | E | F | G | |
| 2 | **10.0** .394 | **12.5** .492 | **5.0** .197 | **2.5** .098 | **10.0** .394 | **4.4** .173 | **4.1** .161 | 282868-2 |
| 3 | **15.0** .591 | **17.5** .689 | **5.0** .197 | **2.5** .098 | **10.0** .394 | **4.4** .173 | **4.1** .161 | 282868-3 |

### Board Mount w/Interlock, 5.0 mm Centerline, 1st and 2nd Level, Stacking

**UL Rating – 300 V, 17.5 A**
**12-30 AWG**
**15 A for field wiring applications**

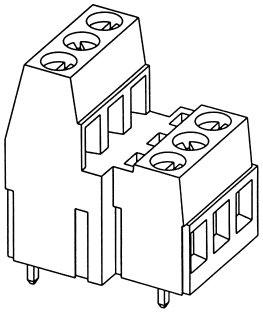

**Suggested Screw Torque**—
7.0 in.-lb.

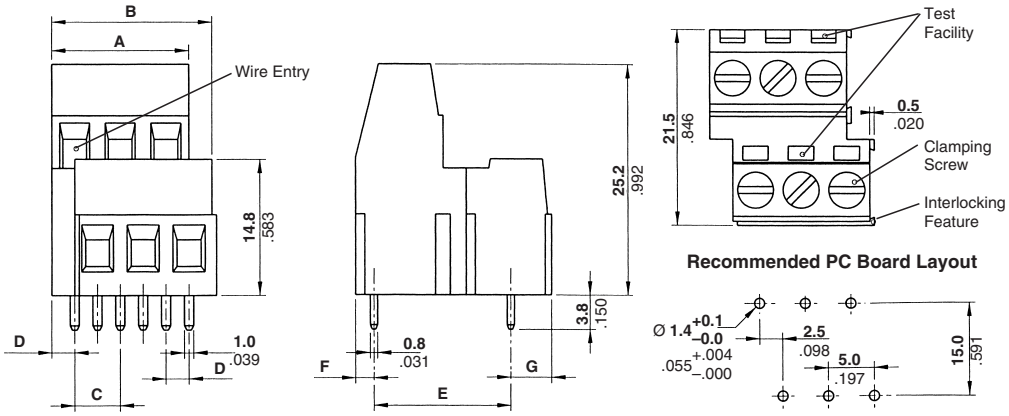


| No. of Positions | Dimensions | | | | | | | Part Numbers | |
|---|---|---|---|---|---|---|---|---|---|
| | A | B | C | D | E | F | G | Green | Blue |
| 2 | **10.0** .394 | **12.5** .492 | **5.0** .197 | **2.5** .098 | **15.0** .591 | **2.0** .079 | **4.5** .177 | 282888-2 | 796691-2 |
| 3 | **15.0** .591 | **17.5** .689 | **5.0** .197 | **2.5** .098 | **15.0** .591 | **2.0** .079 | **4.5** .177 | 282888-3 | 796691-3 |
| 4 | **20.0** .787 | **22.5** .886 | **5.0** .197 | **2.5** .098 | **15.0** .591 | **2.0** .079 | **4.5** .177 | — | 796691-4 |
| 5 | **25.0** .984 | **27.5** 1.083 | **5.0** .197 | **2.5** .098 | **15.0** .591 | **2.0** .079 | **4.5** .177 | — | 796691-5 |
| 6 | **30.0** 1.181 | **32.5** 1.28 | **5.0** .197 | **2.5** .098 | **15.0** .591 | **2.0** .079 | **4.5** .177 | — | 796691-6 |
| 7 | **35.0** 1.378 | **37.5** 1.476 | **5.0** .197 | **2.5** .098 | **15.0** .591 | **2.0** .079 | **4.5** .177 | — | 796691-7 |
| 8 | **40.0** 1.575 | **42.5** 1.673 | **5.0** .197 | **2.5** .098 | **15.0** .591 | **2.0** .079 | **4.5** .177 | — | 796691-8 |
| 9 | **45.0** 1.772 | **47.5** 1.87 | **5.0** .197 | **2.5** .098 | **15.0** .591 | **2.0** .079 | **4.5** .177 | — | 796691-9 |
| 10 | **50.0** 1.968 | **52.5** 2.067 | **5.0** .197 | **2.5** .098 | **15.0** .591 | **2.0** .079 | **4.5** .177 | — | 1-796691-0 |
| 11 | **55.0** 2.165 | **57.5** 2.264 | **5.0** .197 | **2.5** .098 | **15.0** .591 | **2.0** .079 | **4.5** .177 | — | 1-796691-1 |
| 12 | **60.0** 2.362 | **62.5** 2.461 | **5.0** .197 | **2.5** .098 | **15.0** .591 | **2.0** .079 | **4.5** .177 | — | 1-796691-2 |

**Note:** BUCHANAN Terminal Block Series B07C4VxxT has been superceded/replaced with 796691-xx (blue).
RDI Terminal Block Series 5LEEV-xx has been superceded/replaced with 796691-xx.



Dimensions are in millimeters and inches unless otherwise specified.

Dimensions are shown for reference purposes only. Specifications subject to change.

USA: 1-800-522-6752
Canada: 1-905-470-4425
Mexico: 01-800-733-8926
C. America: 52-55-1106-0803

South America: 55-11-2103-6000
Hong Kong: 852-2735-1628
Japan: 81-44-844-8013
UK: 8706-080-208

**Note:** All part numbers are RoHS Compliant.



## Board Mount, 1st and 2nd Level Stacking Connectors (Continued)

### Board Mount w/Interlock, 5.08 mm Centerline, 1st and 2nd Level, Stacking Color – Green

**UL Rating – 300 V, 13.5 A**
**16-30 AWG**
**10 A for field wiring applications**

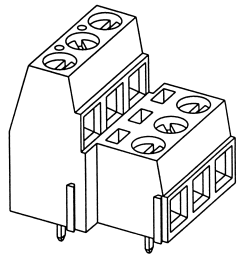

**Suggested Screw Torque**—
6.0 in.-lb.

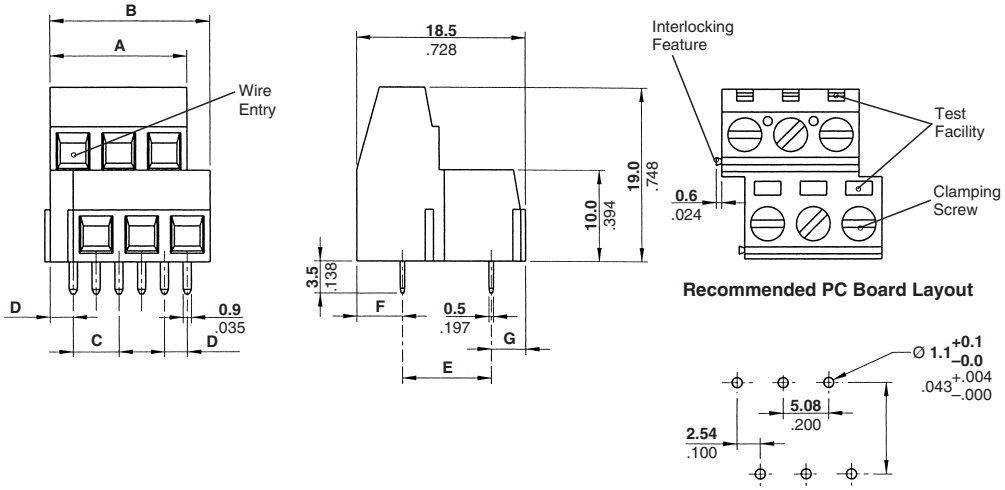


| No. of Positions | Dimensions | | | | | | | Part Numbers |
|---|---|---|---|---|---|---|---|---|
| | A | B | C | D | E | F | G | |
| 2 | **10.16** .400 | **12.70** .500 | **5.08** .200 | **2.54** .100 | **10.16** .400 | **4.24** .167 | **4.1** .161 | 282869-2 |
| 3 | **15.24** .600 | **17.78** .700 | **5.08** .200 | **2.54** .100 | **10.16** .400 | **4.24** .167 | **4.1** .161 | 282869-3 |

### Board Mount w/Interlock, 5.08 mm Centerline, 1st and 2nd Level, Stacking

**UL Rating – 300 V, 17.5 A**
**12-30 AWG**
**15 A for field wiring applications**

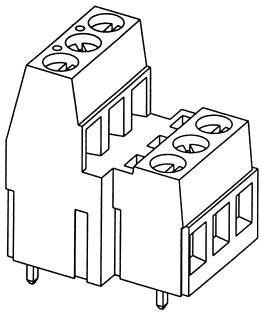

**Suggested Screw Torque**—
7.0 in.-lb.

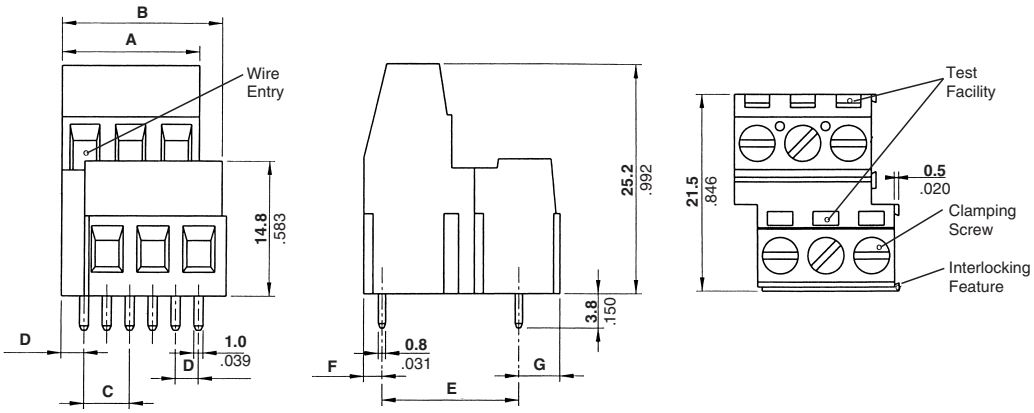


| No. of Positions | Dimensions | | | | | | | Part Numbers | | |
|---|---|---|---|---|---|---|---|---|---|---|
| | A | B | C | D | E | F | G | Gray | Green | Black |
| 2 | **10.16** .400 | **12.70** .500 | **5.08** .200 | **2.54** .100 | **15.24** .600 | **1.76** .069 | **4.5** .177 | 1546222-2 | 796692-2 | 796984-2 |
| 3 | **15.24** .600 | **17.78** .700 | **5.08** .200 | **2.54** .100 | **15.24** .600 | **1.76** .069 | **4.5** .177 | 1546222-3 | 796692-3 | 796984-3 |
| 4 | **20.32** 0.80 | **22.86** 0.90 | **5.08** .200 | **2.54** .100 | **15.24** .600 | **1.76** .069 | **4.5** .177 | — | 796692-4 | 796984-4 |
| 5 | **25.40** 1.00 | **27.94** 1.10 | **5.08** .200 | **2.54** .100 | **15.24** .600 | **1.76** .069 | **4.5** .177 | — | 796692-5 | 796984-5 |
| 6 | **30.48** 1.20 | **33.02** 1.30 | **5.08** .200 | **2.54** .100 | **15.24** .600 | **1.76** .069 | **4.5** .177 | — | 796692-6 | 796984-6 |
| 7 | **35.56** 1.40 | **38.10** 1.50 | **5.08** .200 | **2.54** .100 | **15.24** .600 | **1.76** .069 | **4.5** .177 | — | 796692-7 | 796984-7 |
| 8 | **40.64** 1.60 | **43.18** 1.70 | **5.08** .200 | **2.54** .100 | **15.24** .600 | **1.76** .069 | **4.5** .177 | — | 796692-8 | 796984-8 |
| 9 | **45.72** 1.80 | **48.26** 1.90 | **5.08** .200 | **2.54** .100 | **15.24** .600 | **1.76** .069 | **4.5** .177 | — | 796692-9 | 796984-9 |
| 10 | **50.80** 2.00 | **53.34** 2.10 | **5.08** .200 | **2.54** .100 | **15.24** .600 | **1.76** .069 | **4.5** .177 | — | 1-796692-0 | 1-796984-0 |
| 11 | **55.88** 2.20 | **58.42** 2.30 | **5.08** .200 | **2.54** .100 | **15.24** .600 | **1.76** .069 | **4.5** .177 | — | 1-796692-1 | 1-796984-1 |
| 12 | **60.96** 2.40 | **63.50** 2.50 | **5.08** .200 | **2.54** .100 | **15.24** .600 | **1.76** .069 | **4.5** .177 | — | 1-796692-2 | 1-796984-2 |

**Note:** RDI Terminal Block Series 2LEEV-xx/2 has been superceded/replaced with 796692-xx (green).

**Recommended PC Board Layout**

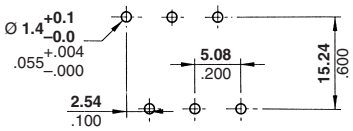






Dimensions are in millimeters and inches unless otherwise specified.

Dimensions are shown for reference purposes only. Specifications subject to change.

USA: 1-800-522-6752
Canada: 1-905-470-4425
Mexico: 01-800-733-8926
C. America: 52-55-1106-0803

South America: 55-11-2103-6000
Hong Kong: 852-2735-1628
Japan: 81-44-844-8013
UK: 8706-080-208

**Note:** All part numbers are RoHS Compliant.

## Board Mount, 1st and 2nd Level Stacking Connectors (Continued)

**Board Mount w/Interlock, 5.08 mm Centerline, 1st and 2nd Level, Stacking Color – Green**

**UL Rating – 300 V, 24 A 12-30 AWG**
**20 A for field wiring applications**

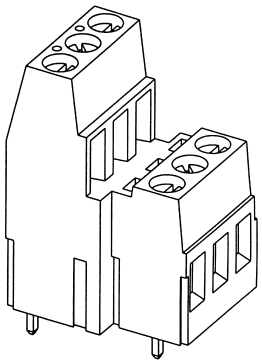

**Suggested Screw Torque**—
7.0 in.-lb.

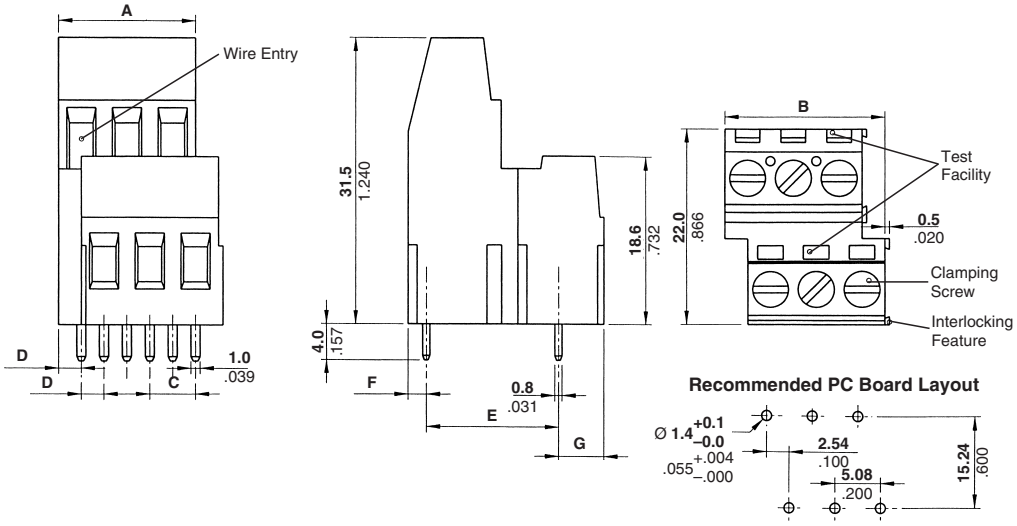


| No. of Positions | Dimensions | | | | | | | Part Numbers |
|---|---|---|---|---|---|---|---|---|
| | A | B | C | D | E | F | G | |
| 2 | **10.16** .400 | **12.70** .500 | **5.08** .200 | **2.54** .100 | **15.24** .600 | **1.76** .069 | **5.0** .197 | 282909-2 |
| 3 | **15.24** .600 | **17.78** .700 | **5.08** .200 | **2.54** .100 | **15.24** .600 | **1.76** .069 | **5.0** .197 | 282909-3 |

## Board Mount, 2nd and 3rd Level Stacking Connectors

**Board Mount w/Interlock, 5.08 mm Centerline, 2nd and 3rd Level, Stacking Color – Green**

**UL Rating – 300 V, 13.5 A 16-30 AWG**
**10 A for field wiring applications**

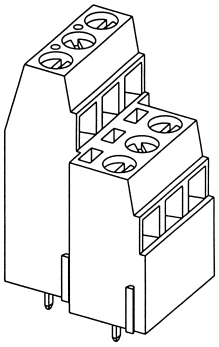

**Suggested Screw Torque**—
6.0 in.-lb.

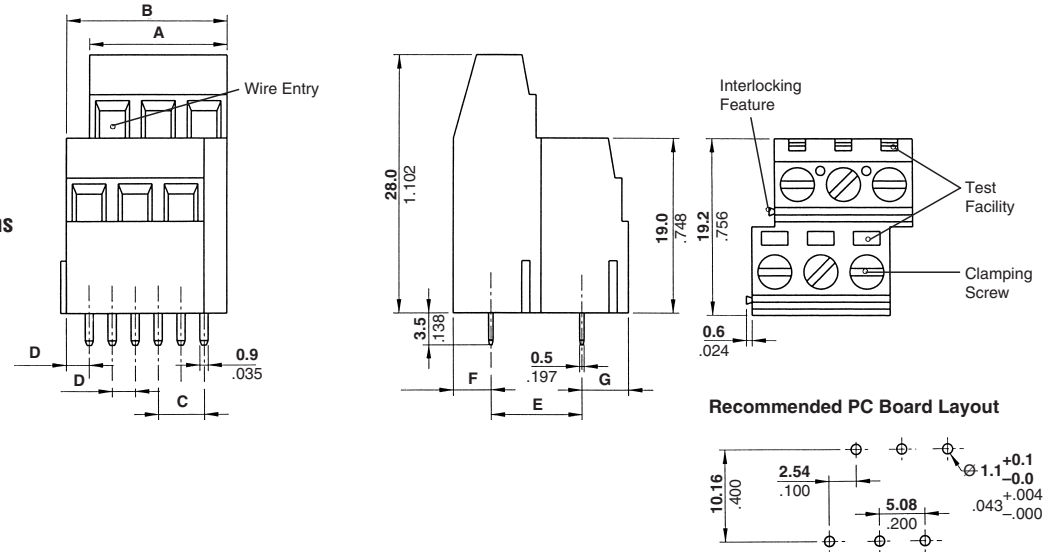


| No. of Positions | Dimensions | | | | | | | Part Numbers |
|---|---|---|---|---|---|---|---|---|
| | A | B | C | D | E | F | G | |
| 2 | **10.16** .400 | **12.70** .500 | **5.08** .200 | **2.54** .100 | **10.16** .400 | **3.78** .149 | **5.26** .207 | 282873-2 |
| 3 | **15.24** .600 | **17.78** .700 | **5.08** .200 | **2.54** .100 | **10.16** .400 | **3.78** .149 | **5.26** .207 | 282873-3 |



Dimensions are in millimeters and inches unless otherwise specified.

Dimensions are shown for reference purposes only. Specifications subject to change.

USA: 1-800-522-6752
Canada: 1-905-470-4425
Mexico: 01-800-733-8926
C. America: 52-55-1106-0803

South America: 55-11-2103-6000
Hong Kong: 852-2735-1628
Japan: 81-44-844-8013
UK: 8706-080-208

**Note:** All part numbers are RoHS Compliant.



## Board Mount, 2nd and 3rd Level Stacking Connectors (Continued)

**Board Mount w/Interlock, 5.08 mm Centerline, 2nd and 3rd Level, Stacking Color – Green**

**UL Rating – 300 V, 24 A 12-30 AWG**
**20 A for field wiring applications**

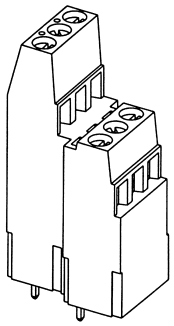

**Suggested Screw Torque**—
7.0 in.-lb.

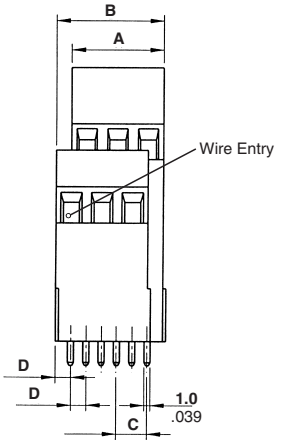


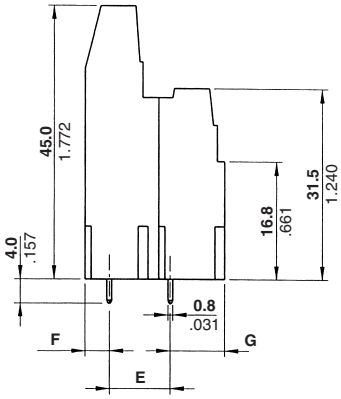


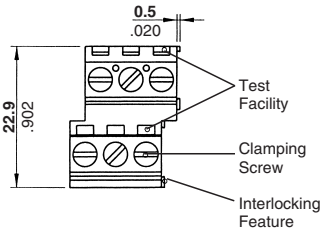


**Recommended PC Board Layout**

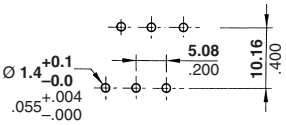


| No. of Positions | Dimensions | | | | | | | Part Numbers |
|---|---|---|---|---|---|---|---|---|
| | A | B | C | D | E | F | G | |
| 2 | **10.16** .400 | **12.70** .500 | **5.08** .200 | **2.54** .100 | **10.16** .400 | **3.6** .142 | **9.14** .360 | 282913-2 |
| 3 | **15.24** .600 | **17.78** .700 | **5.08** .200 | **2.54** .100 | **10.16** .400 | **3.6** .142 | **9.14** .360 | 282913-3 |

## Board Mount, Three-Levels Stacking Connectors

**Board Mount w/Interlock, 5.0 mm Centerline, Three Levels, Stacking Color – Green**

**UL Rating – 300 V, 13.5 A 16-30 AWG**
**10 A for field wiring applications**

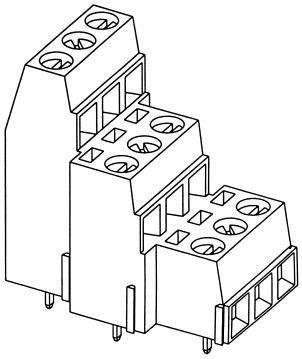

**Suggested Screw Torque**—
6.0 in.-lb.

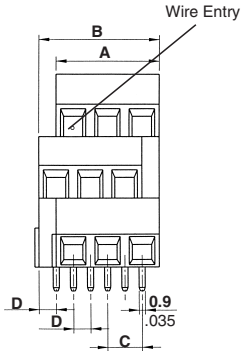


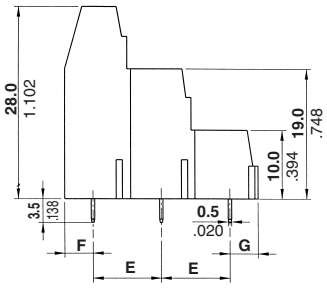


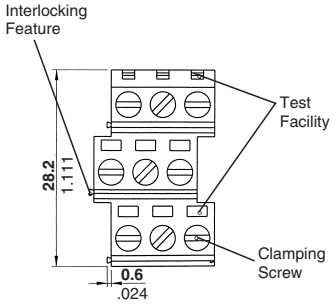


**Recommended PC Board Layout**

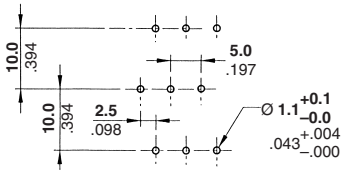


| No. of Positions | Dimensions | | | | | | | Part Numbers |
|---|---|---|---|---|---|---|---|---|
| | A | B | C | D | E | F | G | |
| 2 | **10.0** .394 | **12.5** .492 | **5.0** .197 | **2.5** .098 | **10.0** .394 | **4.1** .161 | **4.1** .161 | 282876-2 |
| 3 | **15.0** .591 | **17.5** .689 | **5.0** .197 | **2.5** .098 | **10.0** .394 | **4.1** .161 | **4.1** .161 | 282876-3 |



Catalog 1308389
Revised 6-07

www.tycoelectronics.com

Dimensions are in millimeters and inches unless otherwise specified.

Dimensions are shown for reference purposes only. Specifications subject to change.

USA: 1-800-522-6752
Canada: 1-905-470-4425
Mexico: 01-800-733-8926
C. America: 52-55-1106-0803

South America: 55-11-2103-6000
Hong Kong: 852-2735-1628
Japan: 81-44-844-8013
UK: 8706-080-208

**Note:** All part numbers are RoHS Compliant.

## Board Mount, Three-Levels Stacking Connectors

### Board Mount w/Interlock 5.0 mm Centerline, Three Levels, Stacking Color – Green

**UL Rating – 300 V, 24 A 12-30 AWG**
**20 A for field wiring applications**

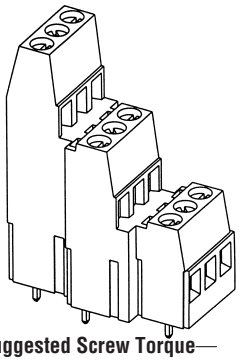

**Suggested Screw Torque**—
7.0 in.-lb.

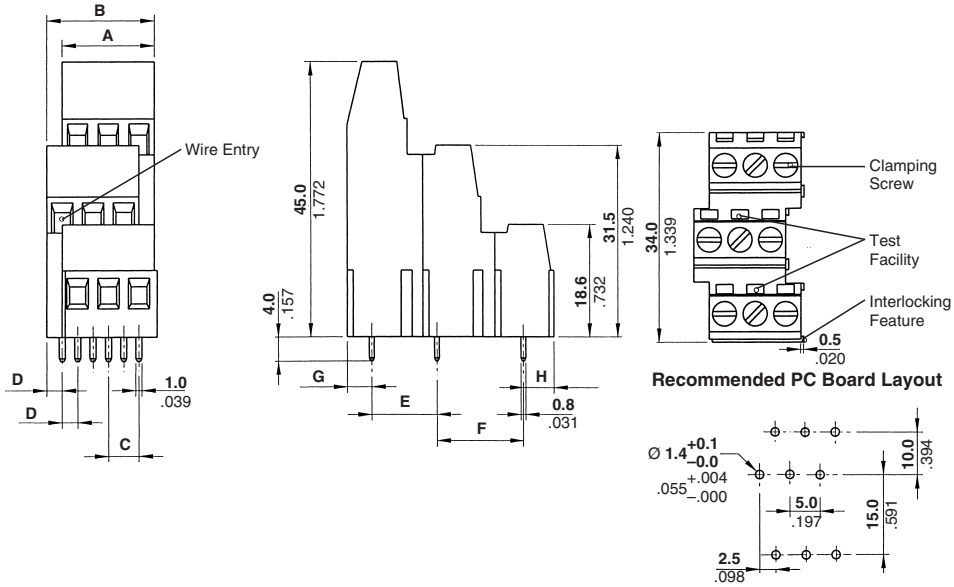


| No. of Positions | Dimensions | | | | | | | | Part Numbers |
|---|---|---|---|---|---|---|---|---|---|
| | A | B | C | D | E | F | G | H | |
| 2 | **10.0** .394 | **12.5** .492 | **5.0** .197 | **2.5** .098 | **10.0** .394 | **15.0** .591 | **4.0** .157 | **5.0** .197 | 282916-2 |
| 3 | **15.0** .591 | **17.5** .689 | **5.0** .197 | **2.5** .098 | **10.0** .394 | **15.0** .591 | **4.0** .157 | **5.0** .197 | 282916-3 |

### Board Mount w/Interlock 5.08 mm Centerline, Three Levels, Stacking Color – Green

**UL Rating – 300 V, 13.5 A 16-30 AWG**
**10 A for field wiring applications**

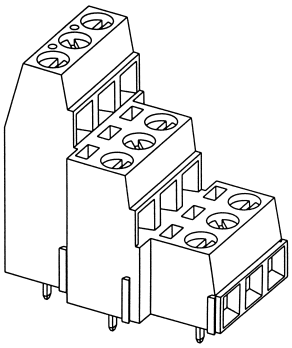

**Suggested Screw Torque**—
6.0 in.-lb.

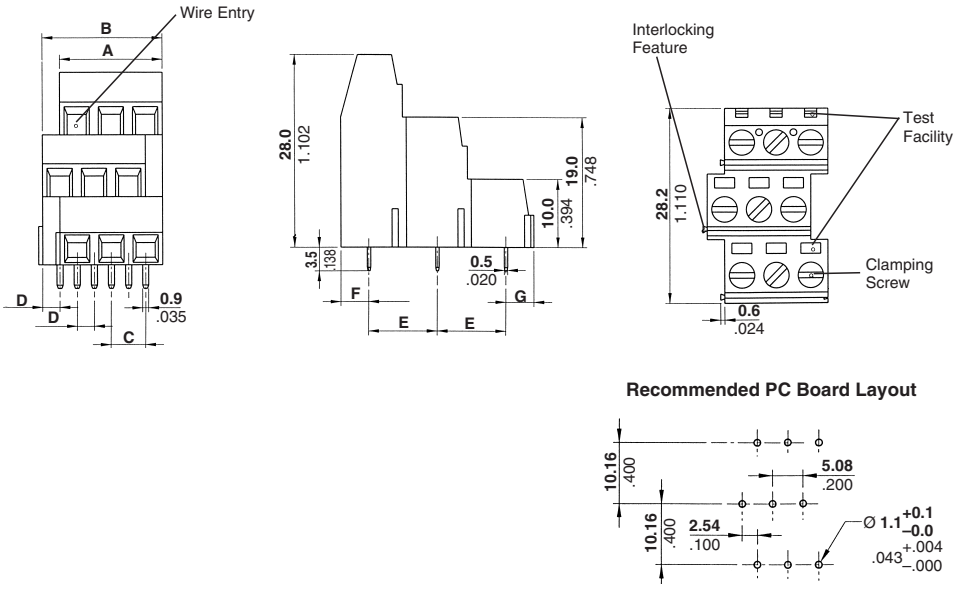


| No. of Positions | Dimensions | | | | | | | Part Number |
|---|---|---|---|---|---|---|---|---|
| | A | B | C | D | E | F | G | |
| 2 | **10.16** .400 | **12.70** .500 | **5.08** .200 | **2.54** .100 | **10.16** .400 | **3.78** .149 | **4.1** .161 | 282877-2 |
| 3 | **15.24** .100 | **17.78** .700 | **5.08** .200 | **2.54** .100 | **10.16** .400 | **3.78** .149 | **4.1** .161 | 282877-3 |



Dimensions are in millimeters and inches unless otherwise specified.

Dimensions are shown for reference purposes only. Specifications subject to change.

USA: 1-800-522-6752
Canada: 1-905-470-4425
Mexico: 01-800-733-8926
C. America: 52-55-1106-0803

South America: 55-11-2103-6000
Hong Kong: 852-2735-1628
Japan: 81-44-844-8013
UK: 8706-080-208

**Note:** All part numbers are RoHS Compliant.



## Board Mount, Three-Levels Stacking Connectors (Continued)

### Board Mount w/Interlock 5.08 mm Centerline, Three Levels, Stacking

**UL Rating – 300 V, 17.5 A**
**12-30 AWG**
**15 A for field wiring applications**

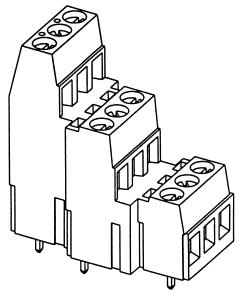

**Suggested Screw Torque**—
7.0 in.-lb.

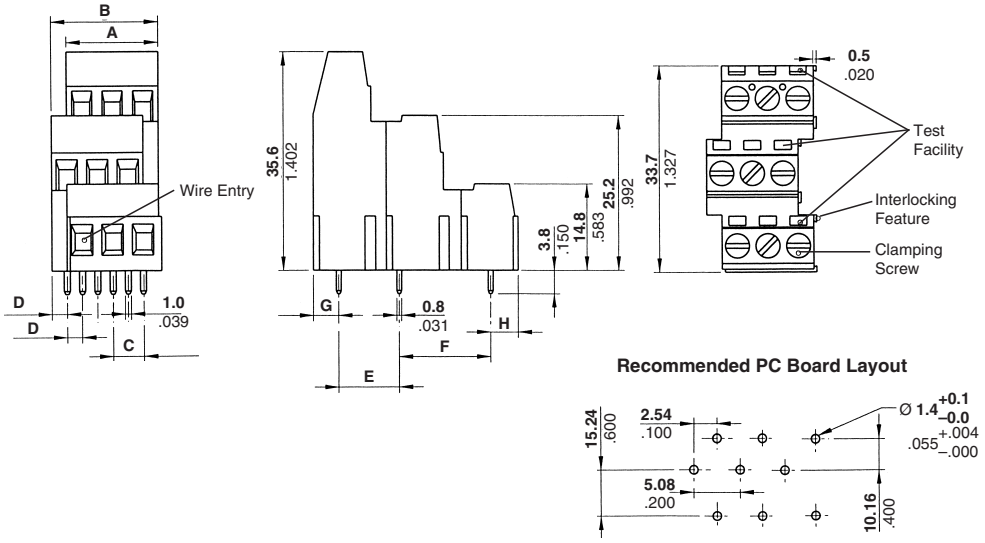


| No. of Positions | Dimensions | | | | | | | | Part Numbers | |
|---|---|---|---|---|---|---|---|---|---|---|
| | A | B | C | D | E | F | G | H | Green | Black |
| 2 | **10.16** .400 | **12.70** .500 | **5.08** .200 | **2.54** .100 | **10.16** .400 | **15.24** .600 | **3.8** .150 | **4.5** .177 | 282897-2 | 1546233-2 |
| 3 | **15.24** .600 | **17.78** .700 | **5.08** .200 | **2.54** .100 | **10.16** .400 | **15.24** .600 | **3.8** .150 | **4.5** .177 | 282897-3 | 1546233-3 |

### Board Mount w/Interlock 5.08 mm Centerline, Three Levels, Stacking Color – Green

**UL Rating – 300 V, 24 A**
**12-30 AWG**
**20 A for field wiring applications**

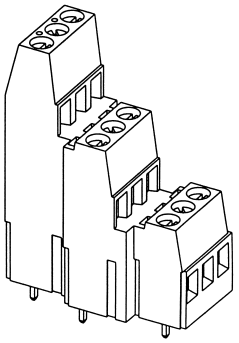

**Suggested Screw Torque**—
7.0 in.-lb.

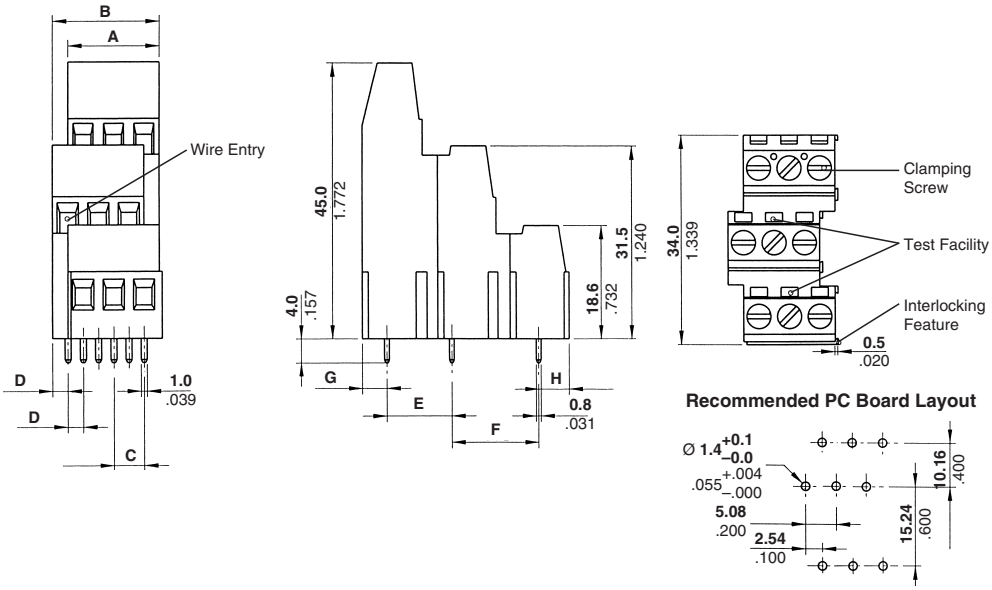


| No. of Positions | Dimensions | | | | | | | | Part Numbers |
|---|---|---|---|---|---|---|---|---|---|
| | A | B | C | D | E | F | G | H | |
| 2 | **10.16** .400 | **12.70** .500 | **5.08** .200 | **2.54** .100 | **10.16** .400 | **15.24** .600 | **3.6** .142 | **5.0** .197 | 282917-2 |
| 3 | **15.24** .600 | **17.78** .700 | **5.08** .200 | **2.54** .100 | **10.16** .400 | **15.24** .600 | **3.6** .142 | **5.0** .197 | 282917-3 |



Dimensions are in millimeters and inches unless otherwise specified.

Dimensions are shown for reference purposes only. Specifications subject to change.

USA: 1-800-522-6752
Canada: 1-905-470-4425
Mexico: 01-800-733-8926
C. America: 52-55-1106-0803

South America: 55-11-2103-6000
Hong Kong: 852-2735-1628
Japan: 81-44-844-8013
UK: 8706-080-208

**Note:** All part numbers are RoHS Compliant.

## Board Mount, 2nd Level Stacking Connectors

### Board Mount w/Interlock 5.0 mm Centerline, 2nd Level, Stacking Color – Green

**UL Rating – 300 V, 13.5 A 16-30 AWG**

**10 A for field wiring applications**

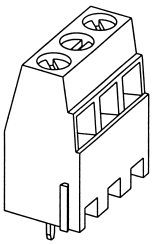

**Suggested Screw Torque**—
6.0 in.-lb.

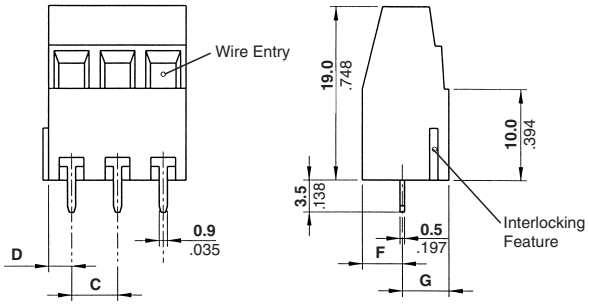


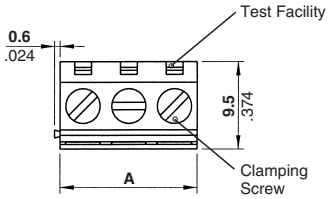


**Recommended PC Board Layout**

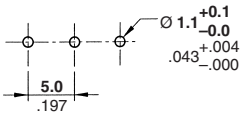


| No. of Positions | Dimensions | | | | | Part Numbers |
|---|---|---|---|---|---|---|
| | A | C | D | F | G | |
| 2 | **10.0** .394 | **5.0** .197 | **2.5** .098 | **4.4** .173 | **5.1** .201 | 282880-2 |
| 3 | **15.0** .591 | **5.0** .197 | **2.5** .098 | **4.4** .173 | **5.1** .201 | 282880-3 |

### Board Mount w/Interlock 5.0 mm Centerline, 2nd Level, Stacking Color – Green

**UL Rating – 300 V, 17.5 A 12-30 AWG**

**15 A for field wiring applications**

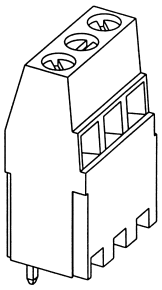

**Suggested Screw Torque**—
7.0 in.-lb.

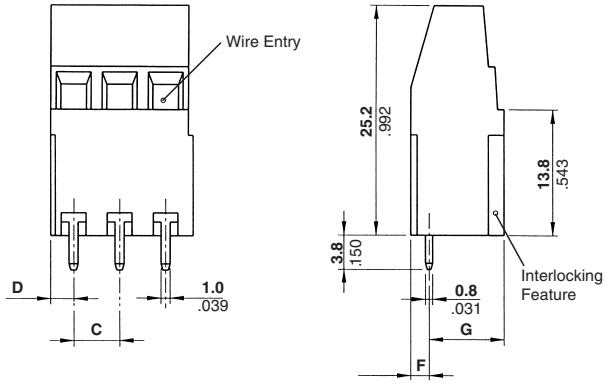


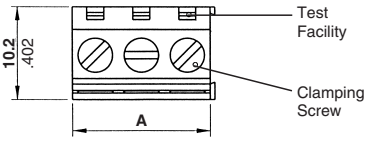


**Recommended PC Board Layout**

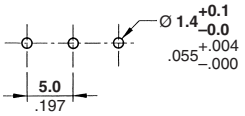


| No. of Positions | Dimensions | | | | | Part Numbers |
|---|---|---|---|---|---|---|
| | A | C | D | F | G | |
| 2 | **10.0** .394 | **5.0** .197 | **2.5** .098 | **2.0** .079 | **8.2** .323 | 282900-2 |
| 3 | **15.0** .591 | **5.0** .197 | **2.5** .098 | **2.0** .079 | **8.2** .323 | 282900-3 |



Dimensions are in millimeters and inches unless otherwise specified.

Dimensions are shown for reference purposes only. Specifications subject to change.

USA: 1-800-522-6752
Canada: 1-905-470-4425
Mexico: 01-800-733-8926
C. America: 52-55-1106-0803

South America: 55-11-2103-6000
Hong Kong: 852-2735-1628
Japan: 81-44-844-8013
UK: 8706-080-208

**Note:** All part numbers are RoHS Compliant.



## Board Mount, 2nd Level Stacking Connectors (Continued)

### Board Mount w/Interlock 5.0 mm Centerline, 2nd Level, Stacking Color – Green

**UL Rating – 300 V, 24 A**
**12-30 AWG**
**20 A for field wiring applications**

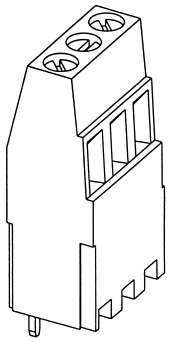

**Suggested Screw Torque**—
7.0 in.-lb.

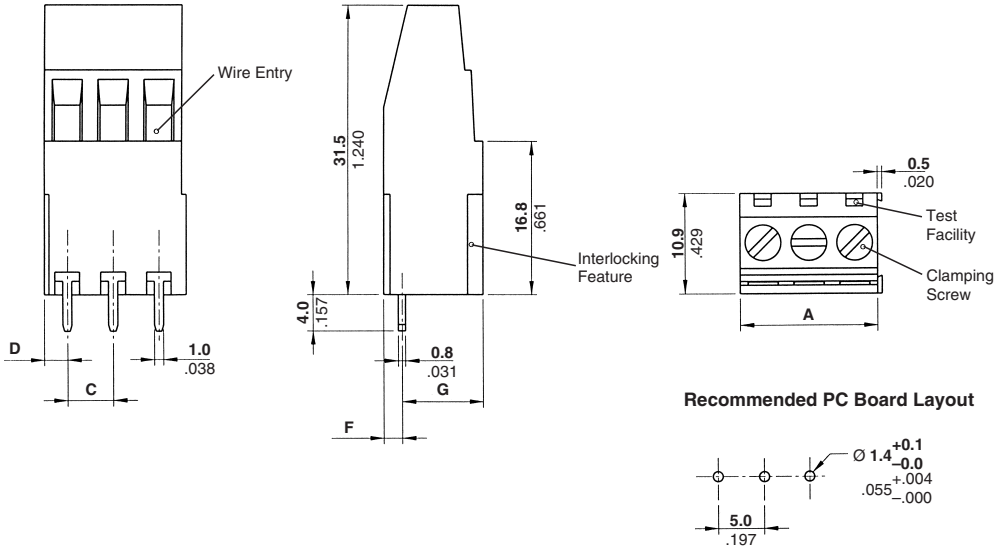


| No. of Positions | Dimensions | | | | | Part Numbers |
|---|---|---|---|---|---|---|
| | A | C | D | F | G | |
| 2 | **10.0** .394 | **5.0** .197 | **2.5** .098 | **2.0** .079 | **8.9** .350 | 282920-2 |
| 3 | **15.0** .591 | **5.0** .197 | **2.5** .098 | **2.0** .079 | **8.9** .350 | 282920-3 |

### Board Mount w/Interlock 5.08 mm Centerline, 2nd Level, Stacking Color – Green

**UL Rating – 300 V, 13.5 A**
**16-30 AWG**
**10 A for field wiring applications**

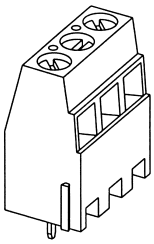

**Suggested Screw Torque**—
6.0 in.-lb.

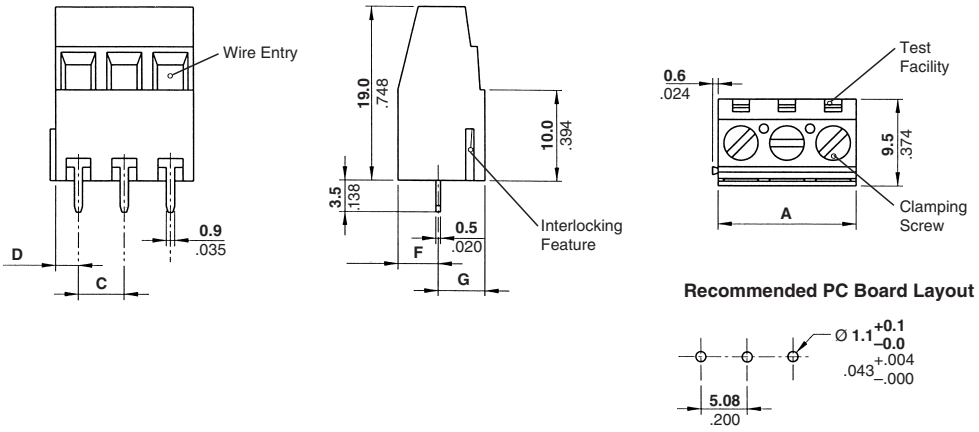


| No. of Positions | Dimensions | | | | | Part Numbers |
|---|---|---|---|---|---|---|
| | A | C | D | F | G | |
| 2 | **10.16** .400 | **5.08** .200 | **2.54** .100 | **4.24** .167 | **5.26** .207 | 282881-2 |
| 3 | **15.24** .600 | **5.08** .200 | **2.54** .100 | **4.24** .167 | **5.26** .207 | 282881-3 |



Dimensions are in millimeters and inches unless otherwise specified.

Dimensions are shown for reference purposes only. Specifications subject to change.

USA: 1-800-522-6752
Canada: 1-905-470-4425
Mexico: 01-800-733-8926
C. America: 52-55-1106-0803

South America: 55-11-2103-6000
Hong Kong: 852-2735-1628
Japan: 81-44-844-8013
UK: 8706-080-208

**Note:** All part numbers are RoHS Compliant.

## Board Mount, 2nd Level Stacking Connectors (Continued)

### Board Mount w/Interlock 5.08 mm Centerline, 2nd Level, Stacking Color – Green

**UL Rating – 300 V, 17.5 A 12-30 AWG**
**15 A for field wiring applications**

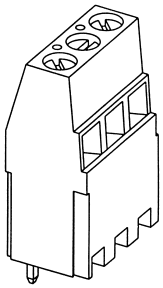

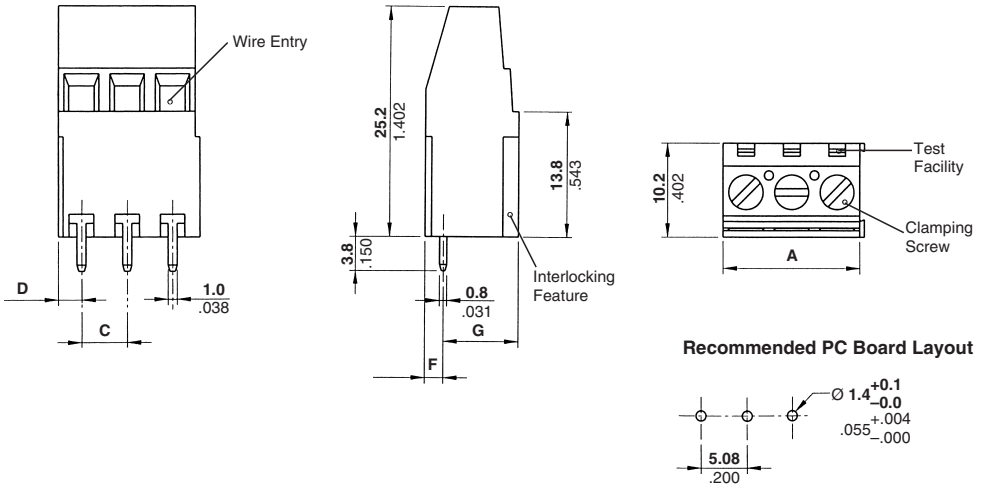


**Suggested Screw Torque**—
7.0 in.-lb.

| No. of Positions | Dimensions | | | | | Part Numbers |
|---|---|---|---|---|---|---|
| | A | C | D | F | G | |
| 2 | **10.16** .400 | **5.08** .200 | **2.54** .100 | **1.76** .069 | **8.44** .332 | 282901-2 |
| 3 | **15.24** .600 | **5.08** .200 | **2.54** .100 | **1.76** .069 | **8.44** .332 | 282901-3 |

### Board Mount w/Interlock 5.08 mm Centerline, 2nd Level, Stacking Color – Green

**UL Rating – 300 V, 24 A 12-30 AWG**
**20 A for field wiring applications**

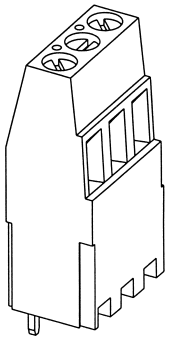

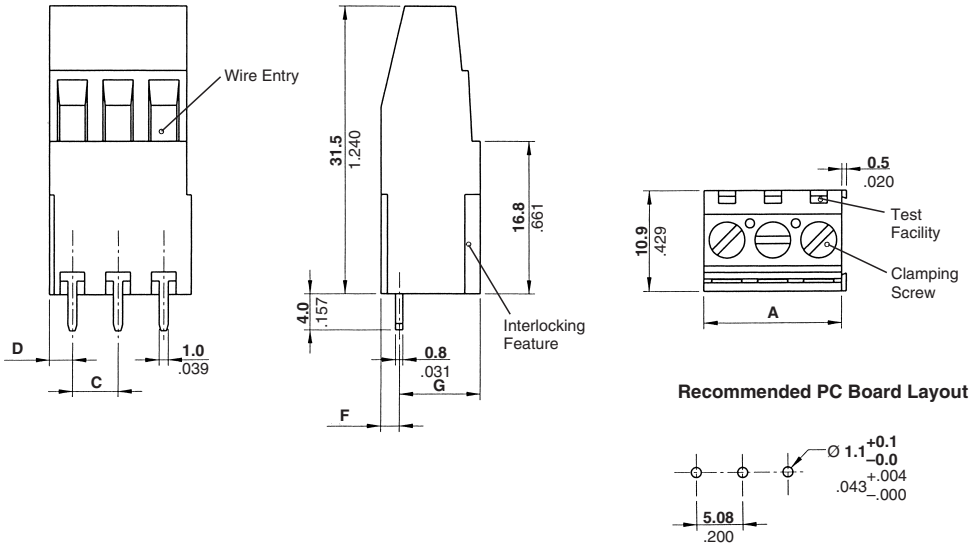


**Suggested Screw Torque**—
7.0 in.-lb.

| No. of Positions | Dimensions | | | | | Part Numbers |
|---|---|---|---|---|---|---|
| | A | C | D | F | G | |
| 2 | **10.16** .400 | **5.08** .200 | **2.54** .100 | **1.76** .069 | **9.14** .360 | 282921-2 |
| 3 | **15.24** .600 | **5.08** .200 | **2.54** .100 | **1.76** .069 | **9.14** .360 | 282921-3 |



Dimensions are in millimeters and inches unless otherwise specified.

Dimensions are shown for reference purposes only. Specifications subject to change.

USA: 1-800-522-6752
Canada: 1-905-470-4425
Mexico: 01-800-733-8926
C. America: 52-55-1106-0803

South America: 55-11-2103-6000
Hong Kong: 852-2735-1628
Japan: 81-44-844-8013
UK: 8706-080-208

**Note:** All part numbers are RoHS Compliant.



## Board Mount, 3rd Level Stacking Connectors

### Board Mount w/Interlock 5.0 mm Centerline, 3rd Level, Stacking Color – Green

**UL Rating – 300 V, 13.5 A**
**16-30 AWG**
**10 A for field wiring applications**

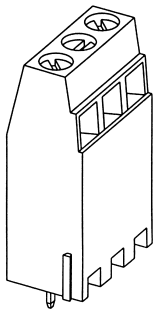

**Suggested Screw Torque**—
6.0 in.-lb.

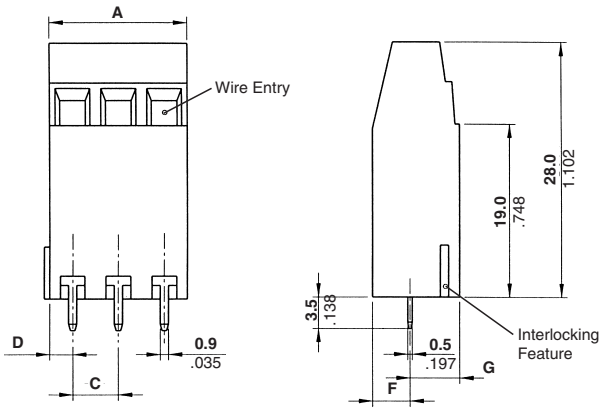


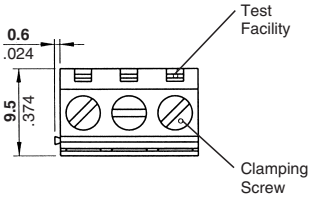


**Recommended PC Board Layout**

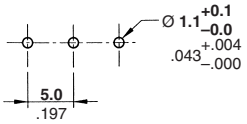


| No. of Positions | Dimensions | | | | | Part Numbers |
|---|---|---|---|---|---|---|
| | A | C | D | F | G | |
| 2 | **10.0** .394 | **5.0** .197 | **2.5** .098 | **4.1** .173 | **5.4** .213 | 282884-2 |
| 3 | **15.0** .591 | **5.0** .197 | **2.5** .098 | **4.1** .173 | **5.4** .213 | 282884-3 |

### Board Mount w/Interlock 5.0 mm Centerline, 3rd Level, Stacking Color – Green

**UL Rating – 300 V, 24 A**
**12-30 AWG**
**20 A for field wiring applications**

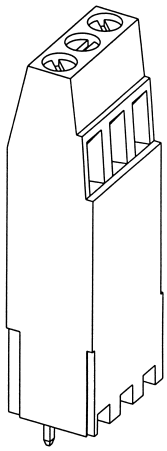

**Suggested Screw Torque**—
7.0 in.-lb.

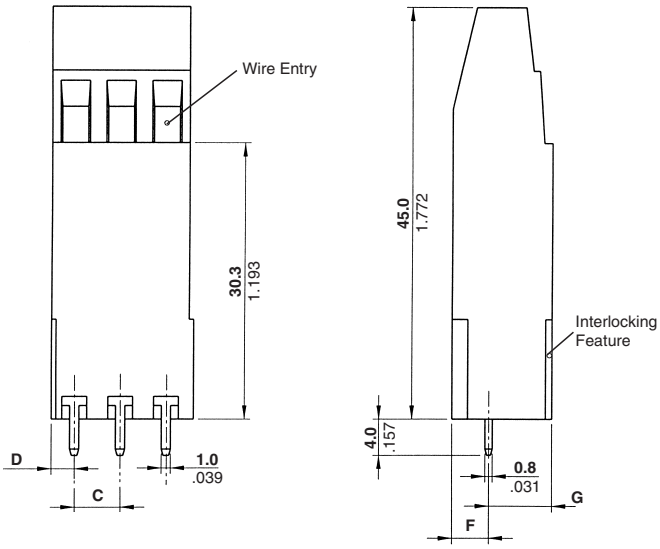


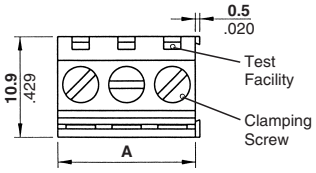


**Recommended PC Board Layout**

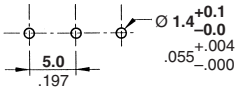


| No. of Positions | Dimensions | | | | | Part Numbers |
|---|---|---|---|---|---|---|
| | A | C | D | F | G | |
| 2 | **10.0** .394 | **5.0** .197 | **2.5** .098 | **4.0** .157 | **6.9** .272 | 282924-2 |
| 3 | **15.0** .591 | **5.0** .197 | **2.5** .098 | **4.0** .157 | **6.9** .272 | 282924-3 |



Catalog 1308389
Revised 6-07

www.tycoelectronics.com

Dimensions are in millimeters and inches unless otherwise specified.

Dimensions are shown for reference purposes only. Specifications subject to change.

USA: 1-800-522-6752
Canada: 1-905-470-4425
Mexico: 01-800-733-8926
C. America: 52-55-1106-0803

South America: 55-11-2103-6000
Hong Kong: 852-2735-1628
Japan: 81-44-844-8013
UK: 8706-080-208

**Note:** All part numbers are RoHS Compliant.

## Board Mount, 3rd Level Stacking Connectors (Continued)

### Board Mount w/Interlock 5.08 mm Centerline, 3rd Level, Stacking Color – Green

**UL Rating – 300 V, 17.5 A 12-30 AWG**
**15 A for field wiring applications**

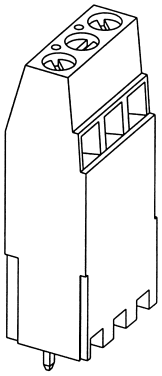

**Suggested Screw Torque**—
7.0 in.-lb.

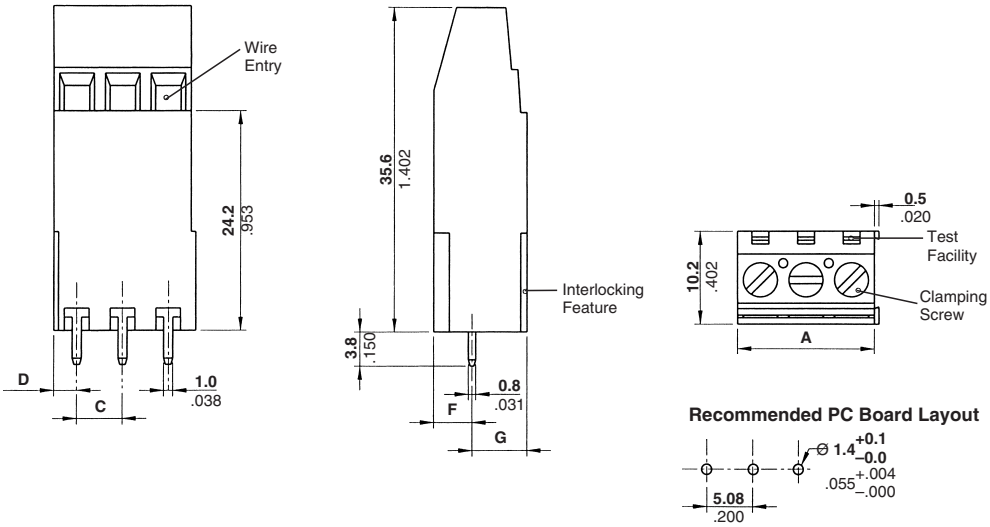


| No. of Positions | Dimensions | | | | | Part Numbers |
|---|---|---|---|---|---|---|
| | A | C | D | F | G | |
| 2 | **10.16** .400 | **5.08** .200 | **2.54** .100 | **3.8** .150 | **6.4** .252 | 282905-2 |
| 3 | **15.24** .600 | **5.08** .200 | **2.54** .100 | **3.8** .150 | **6.4** .252 | 282905-3 |

### Board Mount w/Interlock 5.08 mm Centerline, 3rd Level, Stacking Color – Green

**UL Rating – 300 V, 24 A 12-30 AWG**
**20 A for field wiring applications**

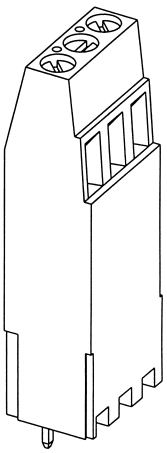

**Suggested Screw Torque**—
7.0 in.-lb.

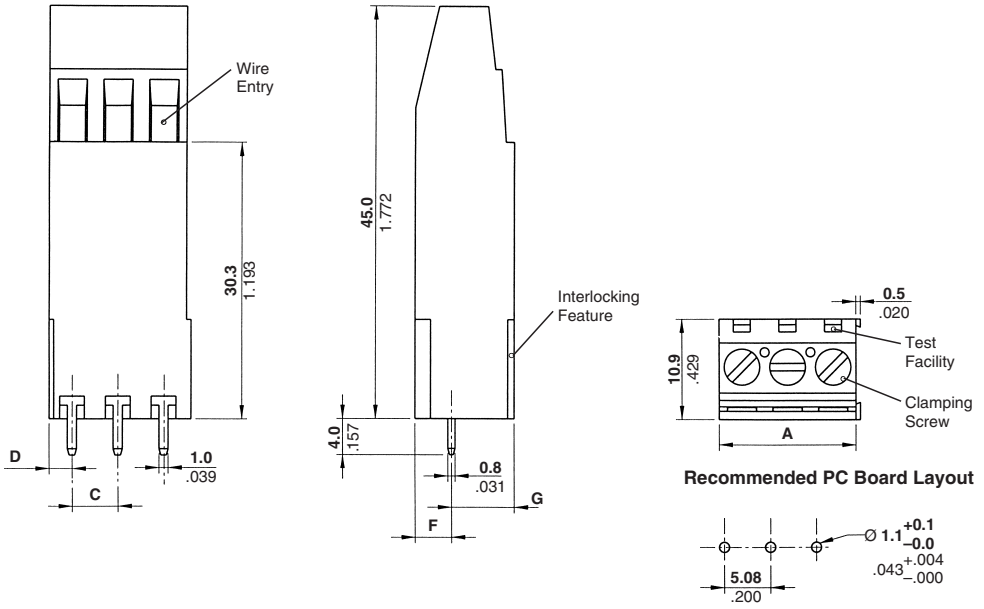


| No. of Positions | Dimensions | | | | | Part Number |
|---|---|---|---|---|---|---|
| | A | C | D | F | G | |
| 2 | **10.16** .400 | **5.08** .200 | **2.54** .100 | **3.6** .142 | **7.3** .287 | 282925-2 |
| 3 | **15.24** .600 | **5.08** .200 | **2.54** .100 | **3.6** .142 | **7.3** .287 | 282925-3 |



Dimensions are in millimeters and inches unless otherwise specified.

Dimensions are shown for reference purposes only. Specifications subject to change.

USA: 1-800-522-6752
Canada: 1-905-470-4425
Mexico: 01-800-733-8926
C. America: 52-55-1106-0803

South America: 55-11-2103-6000
Hong Kong: 852-2735-1628
Japan: 81-44-844-8013
UK: 8706-080-208

**Note:** All part numbers are RoHS Compliant.



## Board Mount, 3rd Level Stacking Connectors (Continued)

**Board Mount w/Interlock**
**10.0 mm Centerline,**
**3rd Level, Stacking**
**Color – Green**

**UL Rating – 600 V, 17.5 A**
**16-30 AWG**
**15 A for field wiring applications**

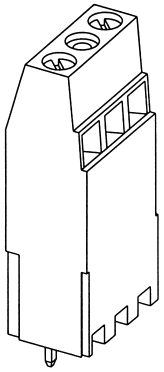

**Suggested Screw Torque**—
7.0 in.-lb.

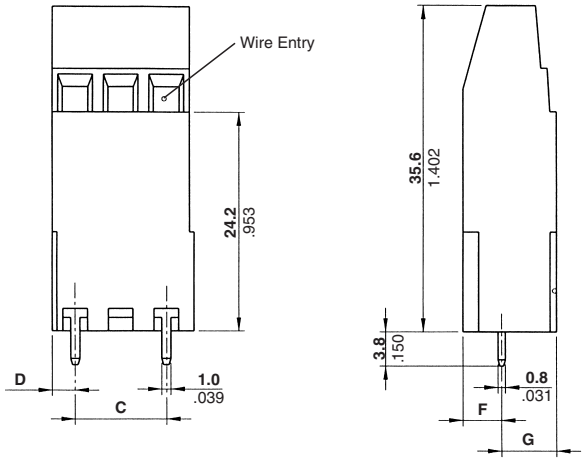


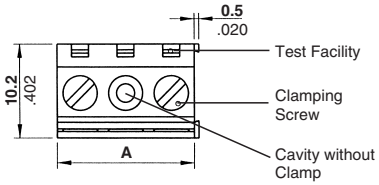


**Recommended PC Board Layout**

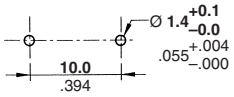


| No. of Positions | Dimensions | | | | | Part Number |
|---|---|---|---|---|---|---|
| | A | C | D | F | G | |
| 2 | **15.0** .591 | **10.0** .394 | **2.5** .098 | **4.2** .165 | **6.0** .236 | 282906-2 |



Dimensions are in millimeters and inches unless otherwise specified.

Dimensions are shown for reference purposes only. Specifications subject to change.

USA: 1-800-522-6752
Canada: 1-905-470-4425
Mexico: 01-800-733-8926
C. America: 52-55-1106-0803

South America: 55-11-2103-6000
Hong Kong: 852-2735-1628
Japan: 81-44-844-8013
UK: 8706-080-208

**Note:** All part numbers are RoHS Compliant.

## Two-Piece Terminal Block Connectors

### Two-Piece Terminal Block Connectors

Tyco Electronics currently provides a full range of two-piece modular terminal blocks for headers with 3.5, 3.81, 5.0, 5.08, 7.5, 7.62, 10.0 and 10.16 mm centerline.

### Product Facts

- **3.5, 3.81, 5.0, 5.08, 7.5, 7.62, 10.0 and 10.16 mm centerlines**
- **Straight and right-angle shrouded headers with open or closed ends**
- **Double-sided female contact design**
- **Built-in interlocks to assemble higher number of ways**
- **Retention latches between plug and header**
- **Polarization keys for easier mating**
- **Special 90°/180° and 90°/270° Plugs and Unshrouded Headers (5.0 and 10.0mm Centerline)**
- **Interchangeable with existing products of most terminal block suppliers**
- **PC board footprint fully compatible with existing Industry Standards: pc board thickness 1.6–2.4 mm**
- **2-3-4 way modules with interlocking fixture, 3.5, 3.81, 5.0 and 5.08 mm centerline, to assemble higher number of ways**
- **Polarizing keys promote proper mating (see page 108 for keys and page 107 for labeling)**
- **Straight and right-angle headers**
- **Stackable open end headers**
- **Closed end headers**
- **Retention latch between plug and header housings**
- **Rising cage clamp design**
- **Double-sided contact spring**
- **Funnel entry plug housing for easier wire insertion**
- **Captive screw**
- **Plugs supplied with open screw**

- **Screw flange versions available on 3.5, 3.81, 5.0, and 5.08 mm centerlines**
- **5.0 and 10.0 mm centerlines**
- **Recognized under the Component Program of Underwriters Laboratories Inc., File No. E60677**
- **Certified by Canadian Standards Association, File No. 703157**
- **Interchangeable with most existing products**
- **PC board footprint compatible with the existing Industry Standards**
- **Rising cage clamp design**
- **Funnel entry housing for easier wire insertion**
- **Test probe access**
- **Terminal blocks supplied with open captive screws**
- **Adhesive labeling for numbering**

**Housing Material**—Polyamide 6/6, UL 94V-0 rated

**Male Contact**—Brass, tin plated

**Female Contact**—Phosphor bronze, tin plated

**Screw Clamp**—Brass, nickel plated

**Screw**—Brass, nickel plated



**Two-Piece Header and Plug**

| Centerline | No. of Positions |
|---|---|
| **3.50** [.138]* | 2–25 |
| **3.81** [.150]* | 2–25 |
| **5.00** [.197]* | 2–25 |
| **5.08** [.200]* | 2–25 |
| **7.50** [.295] | 2–12 |
| **7.62** [.300] | 2–12 |
| **10.00** [.394] | 2–13 |
| **10.16** [.400] | 2–13 |

*Flanged versions may not reflect standard position size.



Dimensions are in millimeters and inches unless otherwise specified.

Dimensions are shown for reference purposes only. Specifications subject to change.

USA: 1-800-522-6752
Canada: 1-905-470-4425
Mexico: 01-800-733-8926
C. America: 52-55-1106-0803

South America: 55-11-2103-6000
Hong Kong: 852-2735-1628
Japan: 81-44-844-8013
UK: 8706-080-208

**Note:** All part numbers are RoHS Compliant.



## Two-Piece Terminal Block Connectors (Continued)

### Straight Header w/Threaded Flange, 3.5 mm Centerline

**UL Rating – 300 V, 11 A**

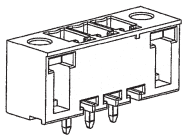

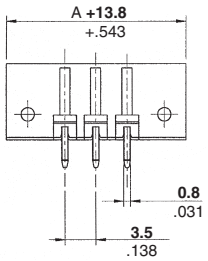


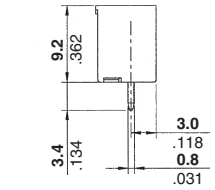


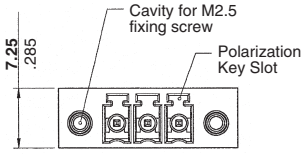


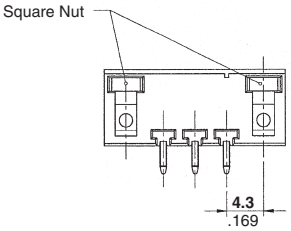


**Recommended PC Board Layout**

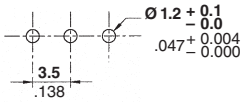


| No. of Positions | Dim. A | Part Numbers | | No. of Positions | Dim. A | Part Numbers | |
|---|---|---|---|---|---|---|---|
| | | Green | Black* | | | Green | Black* |
| 2 | **3.5** [0.138] | 284516-2 | 1776132-2 | 13 | **42.0** [1.654] | 1-284516-3 | — |
| 3 | **7.0** [0.276] | 284516-3 | 1776132-3 | 14 | **45.5** [1.791] | 1-284516-4 | — |
| 4 | **10.5** [0.413] | 284516-4 | 1776132-4 | 15 | **49.0** [1.929] | 1-284516-5 | — |
| 5 | **14.0** [0.551] | 284516-5 | 1776132-5 | 16 | **52.5** [2.067] | 1-284516-6 | — |
| 6 | **17.5** [0.689] | 284516-6 | 1776132-6 | 17 | **56.0** [2.205] | 1-284516-7 | — |
| 7 | **21.0** [0.827] | 284516-7 | 1776132-7 | 18 | **59.5** [2.343] | 1-284516-8 | — |
| 8 | **24.5** [0.965] | 284516-8 | 1776132-8 | 19 | **63.0** [2.480] | 1-284516-9 | — |
| 9 | **28.0** [1.102] | 284516-9 | 1776132-9 | 20 | **66.5** [2.618] | 2-284516-0 | — |
| 10 | **31.5** [1.240] | 1-284516-0 | 1-1776132-0 | 21 | **70.0** [2.756] | 2-284516-1 | — |
| 11 | **35.0** [1.378] | 1-284516-1 | 1-1776132-1 | 22 | **73.5** [2.894] | 2-284516-2 | — |
| 12 | **38.5** [1.516] | 1-284516-2 | 1-1776132-2 | 23 | **77.0** [3.031] | 2-284516-3 | — |

*Wave solder process capable to 265°C [509°F] for 10 seconds. Dimensions may vary from what is shown for High Temperature Parts. Please check Customer Drawing.

### Straight Header w/Threaded Flange, 3.81 mm Centerline

**UL Rating – 300 V, 11 A**

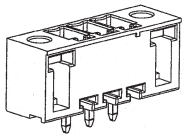

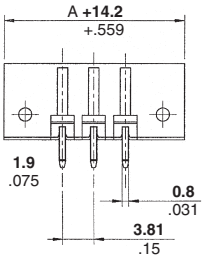


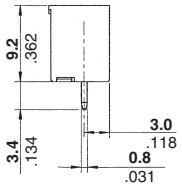


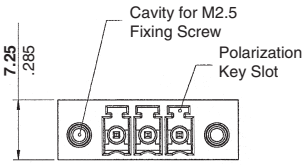


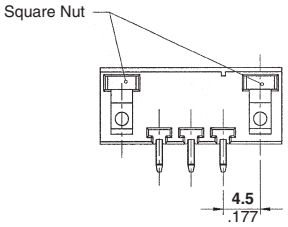


**Recommended PC Board Layout**

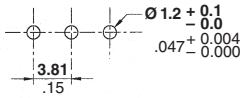


| No. of Positions | Dim. A | Part Numbers | | No. of Positions | Dim. A | Part Numbers | |
|---|---|---|---|---|---|---|---|
| | | Green | Black* | | | Green | Black* |
| 2 | **3.81** [0.15] | 284519-2 | 1776133-2 | 13 | **45.72** [1.80] | 1-284519-3 | — |
| 3 | **7.62** [0.30] | 284519-3 | 1776133-3 | 14 | **49.53** [1.95] | 1-284519-4 | — |
| 4 | **11.43** [0.45] | 284519-4 | 1776133-4 | 15 | **53.34** [2.10] | 1-284519-5 | — |
| 5 | **15.24** [0.60] | 284519-5 | 1776133-5 | 16 | **57.15** [2.25] | 1-284519-6 | — |
| 6 | **19.05** [0.75] | 284519-6 | 1776133-6 | 17 | **60.96** [2.40] | 1-284519-7 | — |
| 7 | **22.86** [0.90] | 284519-7 | 1776133-7 | 18 | **64.77** [2.55] | 1-284519-8 | — |
| 8 | **26.67** [1.05] | 284519-8 | 1776133-8 | 19 | **68.58** [2.70] | 1-284519-9 | — |
| 9 | **30.48** [1.20] | 284519-9 | 1776133-9 | 20 | **72.39** [2.85] | 2-284519-0 | — |
| 10 | **34.29** [1.35] | 1-284519-0 | 1-1776133-0 | 21 | **76.20** [3.00] | 2-284519-1 | — |
| 11 | **38.10** [1.50] | 1-284519-1 | 1-1776133-1 | 22 | **80.01** [3.15] | 2-284519-2 | — |
| 12 | **41.91** [1.65] | 1-284519-2 | 1-1776133-2 | 23 | **83.82** [3.30] | 2-284519-3 | — |

*Wave solder process capable to 265°C [509°F] for 10 seconds. Dimensions may vary from what is shown for High Temperature Parts. Please check Customer Drawing.



Dimensions are in millimeters and inches unless otherwise specified.

Dimensions are shown for reference purposes only. Specifications subject to change.

USA: 1-800-522-6752
Canada: 1-905-470-4425
Mexico: 01-800-733-8926
C. America: 52-55-1106-0803

South America: 55-11-2103-6000
Hong Kong: 852-2735-1628
Japan: 81-44-844-8013
UK: 8706-080-208

**Note:** All part numbers are RoHS Compliant.

## Two-Piece Terminal Block Connectors (Continued)

### Straight Header w/Locking Screw Flange, 5.08 mm Centerline, Color – Green

**UL Rating – 300 V, 15 A**

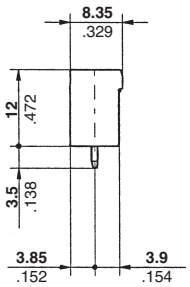


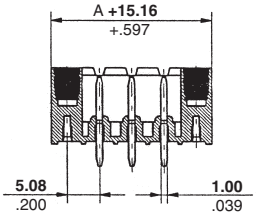


**Recommended PC Board Layout**

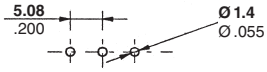


| No. of Positions | Dim. A | Part Numbers |
|---|---|---|
| 2 | **5.08** [0.20] | 796867-2 |
| 3 | **10.16** [0.40] | 796867-3 |
| 4 | **15.24** [0.60] | 796867-4 |
| 5 | **20.32** [0.80] | 796867-5 |
| 6 | **25.40** [1.00] | 796867-6 |
| 7 | **30.48** [1.20] | 796867-7 |
| 8 | **35.56** [1.40] | 796867-8 |
| 9 | **40.64** [1.60] | 796867-9 |
| 10 | **45.72** [1.80] | 1-796867-0 |
| 11 | **50.80** [2.00] | 1-796867-1 |
| 12 | **55.88** [2.20] | 1-796867-2 |

| No. of Positions | Dim. A | Part Numbers |
|---|---|---|
| 13 | **60.96** [2.40] | 1-796867-3 |
| 14 | **66.04** [2.60] | 1-796867-4 |
| 15 | **71.12** [2.80] | 1-796867-5 |
| 16 | **76.20** [3.00] | 1-796867-6 |
| 17 | **81.28** [3.20] | 1-796867-7 |
| 18 | **86.36** [3.40] | 1-796867-8 |
| 19 | **91.44** [3.60] | 1-796867-9 |
| 20 | **96.52** [3.80] | 2-796867-0 |
| 21 | **101.60** [4.00] | 2-796867-1 |
| 22 | **106.68** [4.20] | 2-796867-2 |
| 23 | **111.76** [4.40] | 2-796867-3 |



Dimensions are in millimeters and inches unless otherwise specified.

Dimensions are shown for reference purposes only. Specifications subject to change.

USA: 1-800-522-6752
Canada: 1-905-470-4425
Mexico: 01-800-733-8926
C. America: 52-55-1106-0803

South America: 55-11-2103-6000
Hong Kong: 852-2735-1628
Japan: 81-44-844-8013
UK: 8706-080-208

**Note:** All part numbers are RoHS Compliant.



## Two-Piece Terminal Block Connectors (Continued)

### Right-Angle Closed End Header w/Threaded Flange, 3.5 mm Centerline

**UL Rating – 300 V, 11 A**

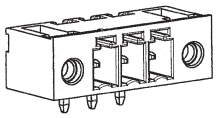

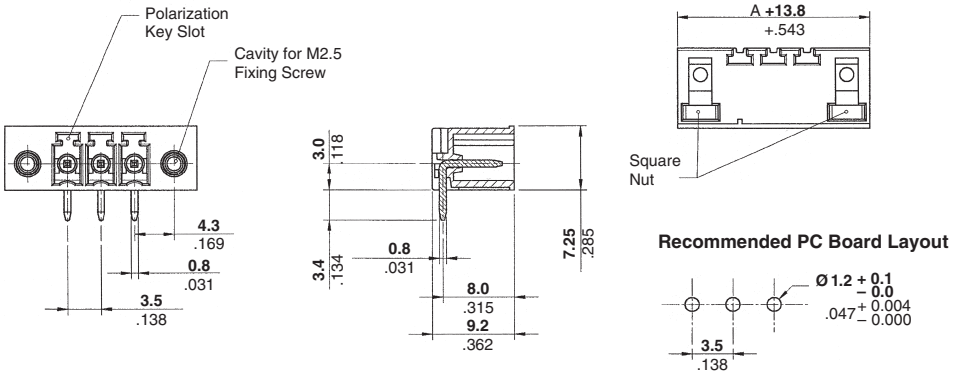


| No. of Positions | Dim. A | Part Numbers Green | Part Numbers Black* |
|---|---|---|---|
| 2 | **3.5** [0.138] | 284539-2 | 1776136-2 |
| 3 | **7.0** [0.276] | 284539-3 | 1776136-3 |
| 4 | **10.5** [0.413] | 284539-4 | 1776136-4 |
| 5 | **14.0** [0.551] | 284539-5 | 1776136-5 |
| 6 | **17.5** [0.689] | 284539-6 | 1776136-6 |
| 7 | **21.0** [0.827] | 284539-7 | 1776136-7 |
| 8 | **24.5** [0.965] | 284539-8 | 1776136-8 |
| 9 | **28.0** [1.102] | 284539-9 | 1776136-9 |
| 10 | **31.5** [1.240] | 1-284539-0 | 1-1776136-0 |
| 11 | **35.0** [1.378] | 1-284539-1 | 1-1776136-1 |
| 12 | **38.5** [1.516] | 1-284539-2 | 1-1776136-2 |

| No. of Positions | Dim. A | Part Numbers Green | Part Numbers Black* |
|---|---|---|---|
| 13 | **42.0** [1.654] | 1-284539-3 | — |
| 14 | **45.5** [1.791] | 1-284539-4 | — |
| 15 | **49.0** [1.929] | 1-284539-5 | — |
| 16 | **52.5** [2.067] | 1-284539-6 | — |
| 17 | **56.0** [2.205] | 1-284539-7 | — |
| 18 | **59.5** [2.343] | 1-284539-8 | — |
| 19 | **63.0** [2.480] | 1-284539-9 | — |
| 20 | **66.5** [2.618] | 2-284539-0 | — |
| 21 | **70.0** [2.756] | 2-284539-1 | — |
| 22 | **73.5** [2.894] | 2-284539-2 | — |
| 23 | **77.0** [3.031] | 2-284539-3 | — |

*Wave solder process capable to 265°C [509°F] for 10 seconds. Dimensions may vary from what is shown for High Temperature Parts. Please check Customer Drawing.

### Right-Angle Closed End Header w/Threaded Flange, 3.81 mm Centerline

**UL Rating – 300 V, 11 A**

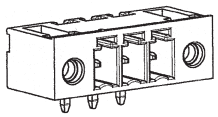

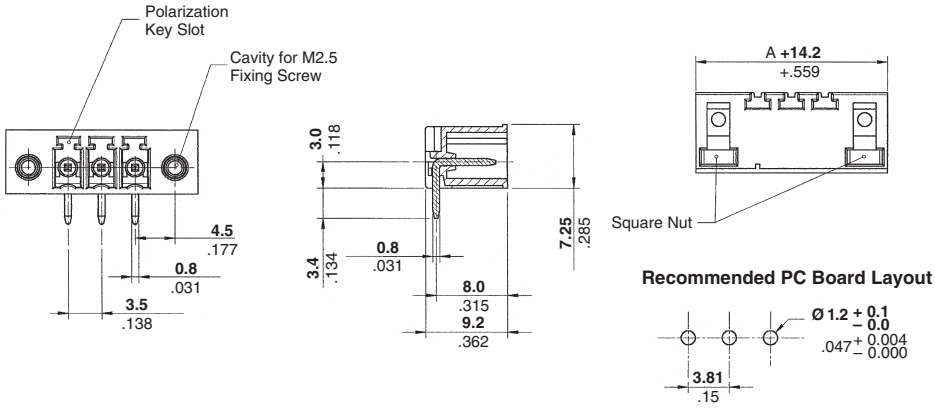


| No. of Positions | Dim. A | Part Numbers Green | Part Numbers Black* |
|---|---|---|---|
| 2 | **3.81** [0.15] | 284541-2 | 1776137-2 |
| 3 | **7.62** [0.30] | 284541-3 | 1776137-3 |
| 4 | **11.43** [0.45] | 284541-4 | 1776137-4 |
| 5 | **15.24** [0.60] | 284541-5 | 1776137-5 |
| 6 | **19.05** [0.75] | 284541-6 | 1776137-6 |
| 7 | **22.86** [0.90] | 284541-7 | 1776137-7 |
| 8 | **26.67** [1.05] | 284541-8 | 1776137-8 |
| 9 | **30.48** [1.20] | 284541-9 | 1776137-9 |
| 10 | **34.29** [1.35] | 1-284541-0 | 1-1776137-0 |
| 11 | **38.10** [1.50] | 1-284541-1 | 1-1776137-1 |
| 12 | **41.91** [1.65] | 1-284541-2 | 1-1776137-2 |

| No. of Positions | Dim. A | Part Numbers Green | Part Numbers Black* |
|---|---|---|---|
| 13 | **45.72** [1.80] | 1-284541-3 | — |
| 14 | **49.53** [1.95] | 1-284541-4 | — |
| 15 | **53.34** [2.10] | 1-284541-5 | — |
| 16 | **57.15** [2.25] | 1-284541-6 | — |
| 17 | **60.96** [2.40] | 1-284541-7 | — |
| 18 | **64.77** [2.55] | 1-284541-8 | — |
| 19 | **68.58** [2.70] | 1-284541-9 | — |
| 20 | **72.39** [2.85] | 2-284541-0 | — |
| 21 | **76.20** [3.00] | 2-284541-1 | — |
| 22 | **80.01** [3.15] | 2-284541-2 | — |
| 23 | **83.82** [3.30] | 2-284541-3 | — |

*Wave solder process capable to 265°C [509°F] for 10 seconds. Dimensions may vary from what is shown for High Temperature Parts. Please check Customer Drawing.



Dimensions are in millimeters and inches unless otherwise specified.

Dimensions are shown for reference purposes only. Specifications subject to change.

USA: 1-800-522-6752
Canada: 1-905-470-4425
Mexico: 01-800-733-8926
C. America: 52-55-1106-0803

South America: 55-11-2103-6000
Hong Kong: 852-2735-1628
Japan: 81-44-844-8013
UK: 8706-080-208

**Note:** All part numbers are RoHS Compliant.

## Two-Piece Terminal Block Connectors (Continued)

### Right-Angle Header w/Locking Screw Flange, 5.0 mm Centerline, Color – Green

**UL Rating – 300 V, 15 A**

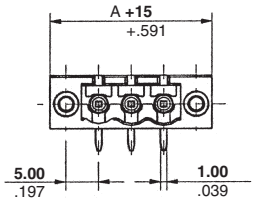


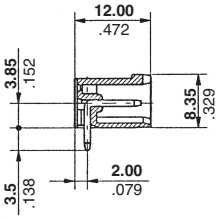


**Recommended PC Board Layout**

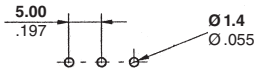


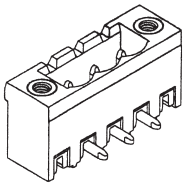

| No. of Positions | Dim. A | Part Numbers |
|---|---|---|
| 2 | **5.0** [0.197] | 796864-2 |
| 3 | **10.0** [0.394] | 796864-3 |
| 4 | **15.0** [0.591] | 796864-4 |
| 5 | **20.0** [0.787] | 796864-5 |
| 6 | **25.0** [0.984] | 796864-6 |
| 7 | **30.0** [1.181] | 796864-7 |
| 8 | **35.0** [1.378] | 796864-8 |

### Right-Angle Header w/Locking Screw Flange, 5.08 mm Centerline, Color – Green

**UL Rating – 300 V, 15 A**

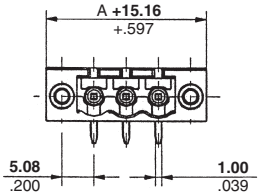


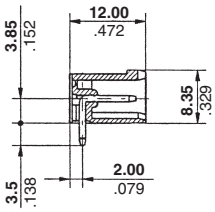


**Recommended PC Board Layout**

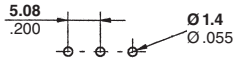


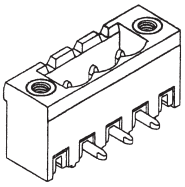

| No. of Positions | Dim. A | Part Numbers |
|---|---|---|
| 2 | **5.08** [0.20] | 796866-2 |
| 3 | **10.16** [0.40] | 796866-3 |
| 4 | **15.24** [0.60] | 796866-4 |
| 5 | **20.32** [0.80] | 796866-5 |
| 6 | **25.40** [1.00] | 796866-6 |
| 7 | **30.48** [1.20] | 796866-7 |
| 8 | **35.56** [1.40] | 796866-8 |
| 9 | **40.64** [1.60] | 796866-9 |
| 10 | **45.72** [1.80] | 1-796866-0 |
| 11 | **50.80** [2.00] | 1-796866-1 |
| 12 | **55.88** [2.20] | 1-796866-2 |

| No. of Positions | Dim. A | Part Numbers |
|---|---|---|
| 13 | **60.96** [2.40] | 1-796866-3 |
| 14 | **66.04** [2.60] | 1-796866-4 |
| 15 | **71.12** [2.80] | 1-796866-5 |
| 16 | **76.20** [3.00] | 1-796866-6 |
| 17 | **81.28** [3.20] | 1-796866-7 |
| 18 | **86.36** [3.40] | 1-796866-8 |
| 19 | **91.44** [3.60] | 1-796866-9 |
| 20 | **96.52** [3.80] | 2-796866-0 |
| 21 | **101.60** [4.00] | 2-796866-1 |
| 22 | **106.68** [4.20] | 2-796866-2 |
| 23 | **111.76** [4.40] | 2-796866-3 |



Dimensions are in millimeters and inches unless otherwise specified.

Dimensions are shown for reference purposes only. Specifications subject to change.

USA: 1-800-522-6752
Canada: 1-905-470-4425
Mexico: 01-800-733-8926
C. America: 52-55-1106-0803

South America: 55-11-2103-6000
Hong Kong: 852-2735-1628
Japan: 81-44-844-8013
UK: 8706-080-208

**Note:** All part numbers are RoHS Compliant.



## Two-Piece Terminal Block Connectors (Continued)

### Straight, Open End Headers, 3.5 mm Centerline

### UL Rating – 300 V, 11 A

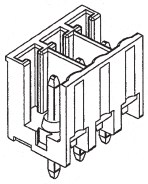

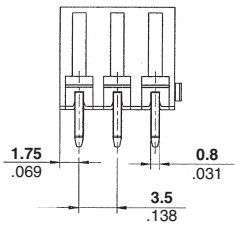


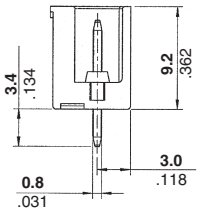


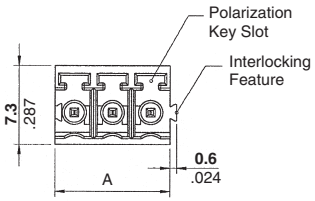


**Recommended PC Board Layout**

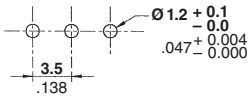


| No. of Positions | Dim. A | Part Numbers Green |
|---|---|---|
| 2 | **7.0** [0.276] | 284515-2 |
| 3 | **10.5** [0.413] | 284515-3 |
| 4 | **14.0** [0.551] | 284515-4 |
| 5 | **17.5** [0.689] | 284515-5 |
| 6 | **21.0** [0.827] | 284515-6 |
| 7 | **24.5** [0.965] | 284515-7 |
| 8 | **28.0** [1.102] | 284515-8 |
| 9 | **31.5** [1.240] | 284515-9 |
| 10 | **35.0** [1.378] | 1-284515-0 |
| 11 | **38.5** [1.516] | 1-284515-1 |
| 12 | **42.0** [1.654] | 1-284515-2 |
| 13 | **45.5** [1.791] | 1-284515-3 |

| No. of Positions | Dim. A | Part Numbers Green |
|---|---|---|
| 14 | **49.0** [1.929] | 1-284515-4 |
| 15 | **52.5** [2.067] | 1-284515-5 |
| 16 | **56.0** [2.205] | 1-284515-6 |
| 17 | **59.5** [2.343] | 1-284515-7 |
| 18 | **63.0** [2.480] | 1-284515-8 |
| 19 | **66.5** [2.618] | 1-284515-9 |
| 20 | **70.0** [2.756] | 2-284515-0 |
| 21 | **73.5** [2.894] | 2-284515-1 |
| 22 | **77.0** [3.031] | 2-284515-2 |
| 23 | **80.5** [3.169] | 2-284515-3 |
| 24 | **84.0** [3.307] | 2-284515-4 |
| 25 | **87.5** [3.445] | 2-284515-5 |

### Straight, Closed End Headers, 3.5 mm Centerline

### UL Rating – 300 V, 11 A

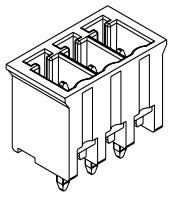

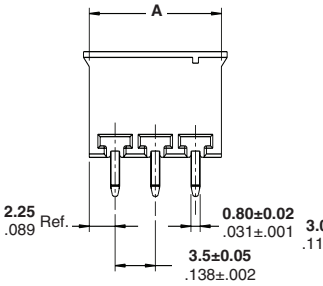


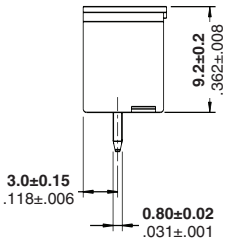


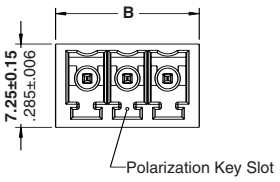


**Recommended PC Board Layout**

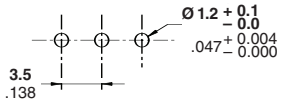


| Number of Positions | Dimensions A | Dimensions B | Part Numbers Green | Part Numbers Blue | Part Numbers Black* |
|---|---|---|---|---|---|
| 2 | **8.0** [0.315] | **9.0** [0.354] | 284514-2 | 796694-2 | 1776130-2 |
| 3 | **11.5** [0.453] | **12.5** [0.492] | 284514-3 | 796694-3 | 1776130-3 |
| 4 | **15.0** [0.590] | **16.0** [0.630] | 284514-4 | 796694-4 | 1776130-4 |
| 5 | **18.5** [0.728] | **19.5** [0.768] | 284514-5 | 796694-5 | 1776130-5 |
| 6 | **22.0** [0.866] | **23.0** [0.906] | 284514-6 | 796694-6 | 1776130-6 |
| 7 | **25.5** [1.004] | **26.5** [1.043] | 284514-7 | 796694-7 | 1776130-7 |
| 8 | **29.0** [1.142] | **30.0** [1.181] | 284514-8 | 796694-8 | 1776130-8 |
| 9 | **32.5** [1.280] | **33.5** [1.319] | 284514-9 | 796694-9 | 1776130-9 |
| 10 | **36.0** [1.417] | **37.0** [1.457] | 1-284514-0 | 1-796694-0 | 1-1776130-0 |
| 11 | **39.5** [1.555] | **40.5** [1.594] | 1-284514-1 | 1-796694-1 | 1-1776130-1 |
| 12 | **43.0** [1.693] | **44.0** [1.732] | 1-284514-2 | 1-796694-2 | 1-1776130-2 |
| 13 | **46.5** [1.831] | **47.5** [1.870] | 1-284514-3 | 1-796694-3 | — |

| Number of Positions | Dimensions A | Dimensions B | Part Numbers Green | Part Numbers Blue | Part Numbers Black* |
|---|---|---|---|---|---|
| 14 | **50.0** [1.968] | **51.0** [2.008] | 1-284514-4 | 1-796694-4 | — |
| 15 | **53.5** [2.106] | **54.5** [2.146] | 1-284514-5 | 1-796694-5 | — |
| 16 | **57.0** [2.244] | **58.0** [2.283] | 1-284514-6 | 1-796694-6 | — |
| 17 | **60.5** [2.382] | **61.5** [2.421] | 1-284514-7 | 1-796694-7 | — |
| 18 | **64.0** [2.520] | **65.0** [2.599] | 1-284514-8 | 1-796694-8 | — |
| 19 | **67.5** [2.657] | **68.5** [2.697] | 1-284514-9 | 1-796694-9 | — |
| 20 | **71.0** [2.795] | **72.0** [2.835] | 2-284514-0 | 2-796694-0 | — |
| 21 | **74.5** [2.933] | **75.5** [2.972] | 2-284514-1 | 2-796694-1 | — |
| 22 | **78.0** [3.071] | **79.0** [3.110] | 2-284514-2 | 2-796694-2 | — |
| 23 | **81.5** [3.209] | **82.5** [3.248] | 2-284514-3 | 2-796694-3 | — |
| 24 | **85.0** [3.346] | **86.0** [3.386] | 2-284514-4 | 2-796694-4 | — |
| 25 | **88.5** [3.484] | **89.5** [3.524] | 2-284514-5 | 2-796694-5 | — |

**Note:** BUCHANAN Terminal Block Series B73N3VxxT has been superceded/replaced with 796694-xx.
*Wave solder process capable to 265°C [509°F] for 10 seconds. Dimensions may vary from what is shown for High Temperature Parts. Please check Customer Drawing.



Dimensions are in millimeters and inches unless otherwise specified.

Dimensions are shown for reference purposes only. Specifications subject to change.

USA: 1-800-522-6752
Canada: 1-905-470-4425
Mexico: 01-800-733-8926
C. America: 52-55-1106-0803

South America: 55-11-2103-6000
Hong Kong: 852-2735-1628
Japan: 81-44-844-8013
UK: 8706-080-208

**Note:** All part numbers are RoHS Compliant.

## Two-Piece Terminal Block Connectors (Continued)

### Straight, Open End Headers, 3.81 mm Centerline Color – Green

**UL Rating – 300 V, 11 A**

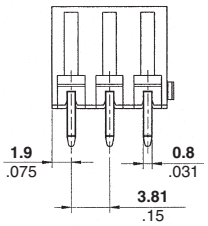


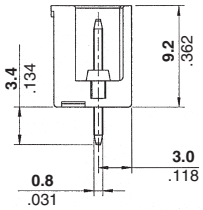


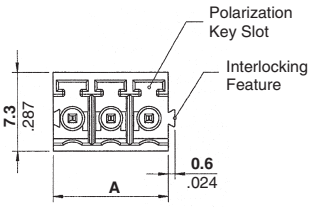


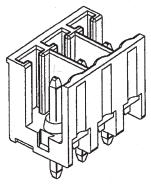

**Recommended PC Board Layout**

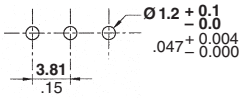


| No. of Positions | Dim. A | Part Numbers |
|---|---|---|
| 2 | **7.62** [0.30] | 284518-2 |
| 3 | **11.43** [0.45] | 284518-3 |
| 4 | **15.24** [0.60] | 284518-4 |
| 5 | **19.05** [0.75] | 284518-5 |
| 6 | **22.86** [0.90] | 284518-6 |
| 7 | **26.67** [1.05] | 284518-7 |
| 8 | **30.48** [1.20] | 284518-8 |
| 9 | **34.29** [1.35] | 284518-9 |
| 10 | **38.10** [1.50] | 1-284518-0 |
| 11 | **41.91** [1.65] | 1-284518-1 |
| 12 | **45.72** [1.80] | 1-284518-2 |
| 13 | **49.53** [1.95] | 1-284518-3 |

| No. of Positions | Dim. A | Part Numbers |
|---|---|---|
| 14 | **53.34** [2.10] | 1-284518-4 |
| 15 | **57.15** [2.25] | 1-284518-5 |
| 16 | **60.96** [2.40] | 1-284518-6 |
| 17 | **64.77** [2.55] | 1-284518-7 |
| 18 | **68.58** [2.70] | 1-284518-8 |
| 19 | **72.39** [2.85] | 1-284518-9 |
| 20 | **76.20** [3.00] | 2-284518-0 |
| 21 | **80.01** [3.15] | 2-284518-1 |
| 22 | **83.82** [3.30] | 2-284518-2 |
| 23 | **87.63** [3.45] | 2-284518-3 |
| 24 | **91.44** [3.60] | 2-284518-4 |
| 25 | **95.25** [3.75] | 2-284518-5 |

### Straight, Closed End Headers, 3.81 mm Centerline

**UL Rating – 300 V, 11 A**

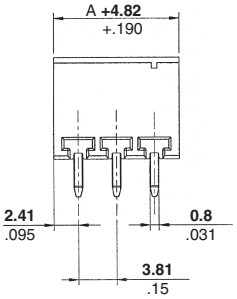


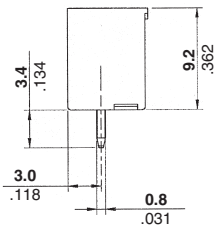


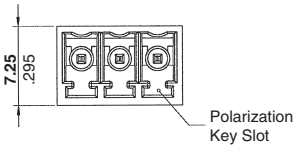


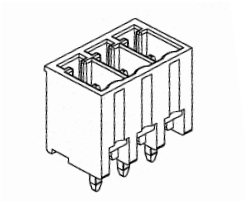

**Recommended PC Board Layout**

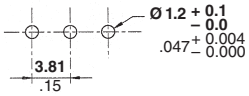


| No. of Positions | Dim. A | Part Numbers | |
|---|---|---|---|
| | | Green | Black* |
| 2 | **3.81** [0.15] | 284517-2 | 1776131-2 |
| 3 | **7.62** [0.30] | 284517-3 | 1776131-3 |
| 4 | **11.43** [0.45] | 284517-4 | 1776131-4 |
| 5 | **15.24** [0.60] | 284517-5 | 1776131-5 |
| 6 | **19.05** [0.75] | 284517-6 | 1776131-6 |
| 7 | **22.86** [0.90] | 284517-7 | 1776131-7 |
| 8 | **26.67** [1.05] | 284517-8 | 1776131-8 |
| 9 | **30.48** [1.20] | 284517-9 | 1776131-9 |
| 10 | **34.29** [1.35] | 1-284517-0 | 1-1776131-0 |
| 11 | **38.10** [1.50] | 1-284517-1 | 1-1776131-1 |
| 12 | **41.91** [1.65] | 1-284517-2 | 1-1776131-2 |
| 13 | **45.72** [1.80] | 1-284517-3 | — |

| No. of Positions | Dim. A | Part Numbers | |
|---|---|---|---|
| | | Green | Black* |
| 14 | **53.34** [2.10] | 1-284517-4 | — |
| 15 | **57.15** [2.25] | 1-284517-5 | — |
| 16 | **60.96** [2.40] | 1-284517-6 | — |
| 17 | **64.77** [2.55] | 1-284517-7 | — |
| 18 | **68.58** [2.70] | 1-284517-8 | — |
| 19 | **72.39** [2.85] | 1-284517-9 | — |
| 20 | **76.20** [3.00] | 2-284517-0 | — |
| 21 | **80.01** [3.15] | 2-284517-1 | — |
| 22 | **83.82** [3.30] | 2-284517-2 | — |
| 23 | **87.63** [3.45] | 2-284517-3 | — |
| 24 | **91.44** [3.60] | 2-284517-4 | — |
| 25 | **95.25** [3.75] | 2-284517-5 | — |

*Wave solder process capable to 265°C [509°F] for 10 seconds. Dimensions may vary from what is shown for High Temperature Parts. Please check Customer Drawing.



Dimensions are in millimeters and inches unless otherwise specified.

Dimensions are shown for reference purposes only. Specifications subject to change.

USA: 1-800-522-6752
Canada: 1-905-470-4425
Mexico: 01-800-733-8926
C. America: 52-55-1106-0803

South America: 55-11-2103-6000
Hong Kong: 852-2735-1628
Japan: 81-44-844-8013
UK: 8706-080-208

**Note:** All part numbers are RoHS Compliant.



## Two-Piece Terminal Block Connectors (Continued)

### Straight, Open End Stacking Headers, 5.0 mm Centerline Color – See chart.

### UL Rating – 300 V, 15 A

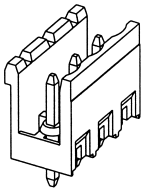

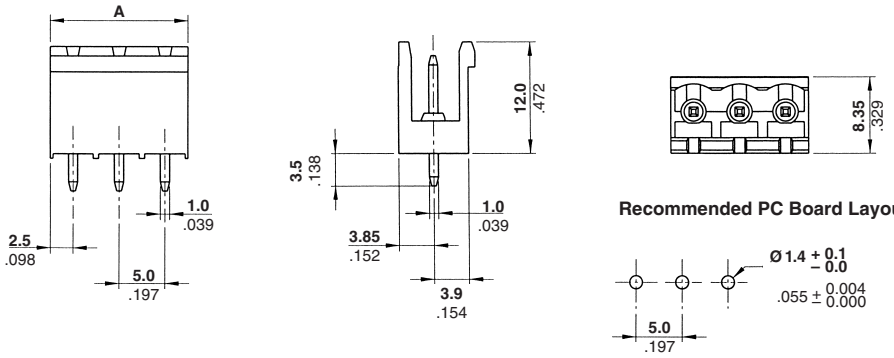


| No. of Positions | Dim. A | Part Numbers Gray | Green | Blue | Black* |
|---|---|---|---|---|---|
| 2 | **10.0** [0.394] | 1546212-2 | 282822-2 | 796697-2 | 1776138-2 |
| 3 | **15.0** [0.591] | 1546212-3 | 282822-3 | 796697-3 | 1776138-3 |
| 4 | **20.0** [0.787] | 1546212-4 | 282822-4 | 796697-4 | 1776138-4 |
| 5 | **25.0** [0.984] | 1546212-5 | 282822-5 | 796697-5 | 1776138-5 |
| 6 | **30.0** [1.181] | 1546212-6 | 282822-6 | 796697-6 | 1776138-6 |
| 7 | **35.0** [1.378] | 1546212-7 | 282822-7 | 796697-7 | 1776138-7 |
| 8 | **40.0** [1.575] | 1546212-8 | 282822-8 | 796697-8 | 1776138-8 |
| 9 | **45.0** [1.772] | 1546212-9 | 282822-9 | 796697-9 | 1776138-9 |
| 10 | **50.0** [1.968] | 1-1546212-0 | 1-282822-0 | 1-796697-0 | 1-1776138-0 |
| 11 | **55.0** [2.165] | 1-1546212-1 | 1-282822-1 | 1-796697-1 | 1-1776138-1 |
| 12 | **60.0** [2.362] | 1-1546212-2 | 1-282822-2 | 1-796697-2 | 1-1776138-2 |
| 13 | **65.0** [2.559] | 1-1546212-3 | 1-282822-3 | 1-796697-3 | — |

| No. of Positions | Dim. A | Part Numbers Gray | Green | Blue | Black* |
|---|---|---|---|---|---|
| 14 | **70.0** [2.756] | 1-1546212-4 | 1-282822-4 | 1-796697-4 | — |
| 15 | **75.0** [2.953] | 1-1546212-5 | 1-282822-5 | 1-796697-5 | — |
| 16 | **80.0** [3.150] | 1-1546212-6 | 1-282822-6 | 1-796697-6 | — |
| 17 | **85.0** [3.346] | 1-1546212-7 | 1-282822-7 | 1-796697-7 | — |
| 18 | **90.0** [3.543] | 1-1546212-8 | 1-282822-8 | 1-796697-8 | — |
| 19 | **95.0** [3.740] | 1-1546212-9 | 1-282822-9 | 1-796697-9 | — |
| 20 | **100.0** [3.937] | 2-1546212-0 | 2-282822-0 | 2-796697-0 | — |
| 21 | **105.0** [4.134] | 2-1546212-1 | 2-282822-1 | 2-796697-1 | — |
| 22 | **110.0** [4.331] | 2-1546212-2 | 2-282822-2 | 2-796697-2 | — |
| 23 | **115.0** [4.528] | 2-1546212-3 | 2-282822-3 | 2-796697-3 | — |
| 24 | **120.0** [4.724] | 2-1546212-4 | 2-282822-4 | 2-796697-4 | — |
| 25 | **125.0** [4.921] | 2-1546212-5 | 2-282822-5 | 2-796697-5 | — |

**Note:** BUCHANAN Terminal Block Series B72N4VxxT has been replaced by x-796697-x (blue).
*Wave solder process capable to 265°C [509°F] for 10 seconds. Dimensions may vary from what is shown for High Temperature Parts. Please check Customer Drawing.

### Straight, Closed End Headers, 5.0 mm Centerline Color – See chart.

### UL Rating – 300 V, 15 A

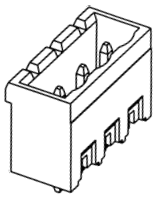

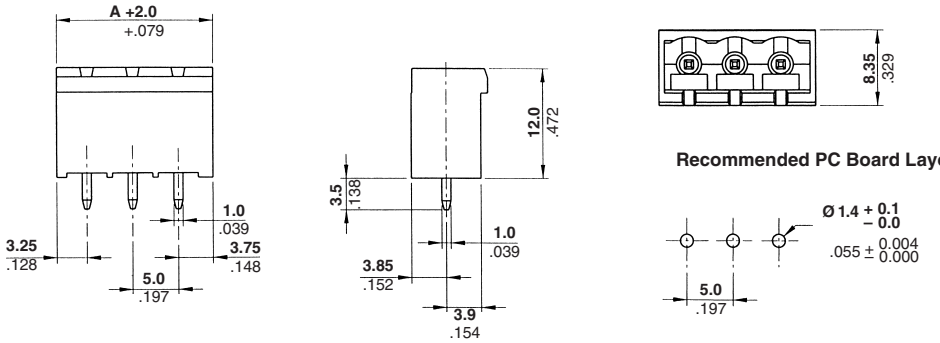


| No. of Pos. | Dim. A | Part Numbers Gray | Green | Blue | Black | Black* |
|---|---|---|---|---|---|---|
| 2 | **10.0** [0.394] | 1546211-2 | 796642-2 | 796699-2 | 796643-2 | 1776146-2 |
| 3 | **15.0** [0.591] | 1546211-3 | 796642-3 | 796699-3 | 796643-3 | 1776146-3 |
| 4 | **20.0** [0.787] | 1546211-4 | 796642-4 | 796699-4 | 796643-4 | 1776146-4 |
| 5 | **25.0** [0.984] | 1546211-5 | 796642-5 | 796699-5 | 796643-5 | 1776146-5 |
| 6 | **30.0** [1.181] | 1546211-6 | 796642-6 | 796699-6 | 796643-6 | 1776146-6 |
| 7 | **35.0** [1.378] | 1546211-7 | 796642-7 | 796699-7 | 796643-7 | 1776146-7 |
| 8 | **40.0** [1.575] | 1546211-8 | 796642-8 | 796699-8 | 796643-8 | 1776146-8 |
| 9 | **45.0** [1.772] | 1546211-9 | 796642-9 | 796699-9 | 796643-9 | 1776146-9 |
| 10 | **50.0** [1.968] | 1-1546211-0 | 1-796642-0 | 1-796699-0 | 1-796643-0 | 1-1776146-0 |
| 11 | **55.0** [2.165] | 1-1546211-1 | 1-796642-1 | 1-796699-1 | 1-796643-1 | 1-1776146-1 |
| 12 | **60.0** [2.362] | 1-1546211-2 | 1-796642-2 | 1-796699-2 | 1-796643-2 | 1-1776146-2 |
| 13 | **65.0** [2.559] | 1-1546211-3 | 1-796642-3 | 1-796699-3 | 1-796643-3 | — |

| No. of Positions | Dim. A | Part Numbers Gray | Green | Blue | Black |
|---|---|---|---|---|---|
| 14 | **70.0** [2.756] | 1-1546211-4 | 1-796642-4 | 1-796699-4 | 1-796643-4 |
| 15 | **75.0** [2.953] | 1-1546211-5 | 1-796642-5 | 1-796699-5 | 1-796643-5 |
| 16 | **80.0** [3.150] | 1-1546211-6 | 1-796642-6 | 1-796699-6 | 1-796643-6 |
| 17 | **85.0** [3.346] | 1-1546211-7 | 1-796642-7 | 1-796699-7 | 1-796643-7 |
| 18 | **90.0** [3.543] | 1-1546211-8 | 1-796642-8 | 1-796699-8 | 1-796643-8 |
| 19 | **95.0** [3.740] | 1-1546211-9 | 1-796642-9 | 1-796699-9 | 1-796643-9 |
| 20 | **100.0** [3.937] | 2-1546211-0 | 2-796642-0 | 2-796699-0 | 2-796643-0 |
| 21 | **105.0** [4.134] | 2-1546211-1 | 2-796642-1 | 2-796699-1 | 2-796643-1 |
| 22 | **110.0** [4.331] | 2-1546211-2 | 2-796642-2 | 2-796699-2 | 2-796643-2 |
| 23 | **115.0** [4.528] | 2-1546211-3 | 2-796642-3 | 2-796699-3 | 2-796643-3 |
| 24 | **120.0** [4.724] | 2-1546211-4 | 2-796642-4 | 2-796699-4 | 2-796643-4 |
| 25 | **125.0** [4.921] | 2-1546211-5 | 2-796642-5 | 2-796699-5 | 2-796643-5 |

**Note:** BUCHANAN Terminal Block Series B73N4VxxT has been replaced with 796699-xx (blue) and 796643-xx (black).
RDI Terminal Block Series 2EHDV-xx has been replaced with 796642-xx (green) and 796643-xx (black).
*Wave solder process capable to 265°C [509°F] for 10 seconds. Dimensions may vary from what is shown for High Temperature Parts. Please check Customer Drawing.



Dimensions are in millimeters and inches unless otherwise specified.

Dimensions are shown for reference purposes only. Specifications subject to change.

USA: 1-800-522-6752
Canada: 1-905-470-4425
Mexico: 01-800-733-8926
C. America: 52-55-1106-0803

South America: 55-11-2103-6000
Hong Kong: 852-2735-1628
Japan: 81-44-844-8013
UK: 8706-080-208

**Note:** All part numbers are RoHS Compliant.

## Two-Piece Terminal Block Connectors (Continued)

### Straight, Open End Stacking Headers, 5.08 mm Centerline Color – See chart.

**UL Rating – 300 V, 15 A**

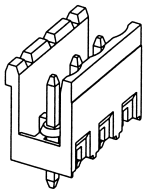

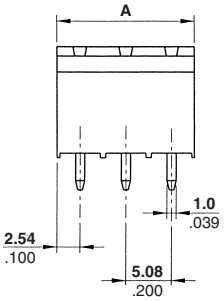


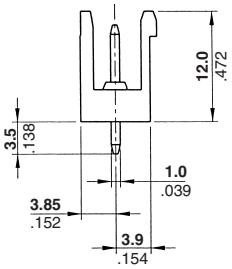


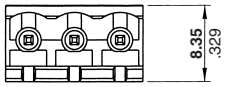


**Recommended PC Board Layout**

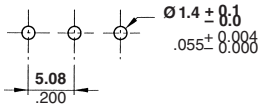


| No. of Positions | Dim. A | Part Numbers | | | No. of Positions | Dim. A | Part Numbers | | |
|---|---|---|---|---|---|---|---|---|---|
| | | Green | Gray | Black* | | | Green | Gray | Black* |
| 2 | **10.16** [0.40] | 282825-2 | 1546213-2 | 1776139-2 | 14 | **71.12** [2.80] | 1-282825-4 | 1-1546213-4 | — |
| 3 | **15.24** [0.60] | 282825-3 | 1546213-3 | 1776139-3 | 15 | **76.20** [3.00] | 1-282825-5 | 1-1546213-5 | — |
| 4 | **20.32** [0.80] | 282825-4 | 1546213-4 | 1776139-4 | 16 | **81.28** [3.20] | 1-282825-6 | 1-1546213-6 | — |
| 5 | **25.40** [1.00] | 282825-5 | 1546213-5 | 1776139-5 | 17 | **86.36** [3.40] | 1-282825-7 | 1-1546213-7 | — |
| 6 | **30.48** [1.20] | 282825-6 | 1546213-6 | 1776139-6 | 18 | **91.44** [3.60] | 1-282825-8 | 1-1546213-8 | — |
| 7 | **35.56** [1.40] | 282825-7 | 1546213-7 | 1776139-7 | 19 | **96.52** [3.80] | 1-282825-9 | 1-1546213-9 | — |
| 8 | **40.64** [1.60] | 282825-8 | 1546213-8 | 1776139-8 | 20 | **101.60** [4.00] | 2-282825-0 | 2-1546213-0 | — |
| 9 | **45.72** [1.80] | 282825-9 | 1546213-9 | — | 21 | **106.68** [4.20] | 2-282825-1 | 2-1546213-1 | — |
| 10 | **50.80** [2.00] | 1-282825-0 | 1-1546213-0 | — | 22 | **111.76** [4.40] | 2-282825-2 | 2-1546213-2 | — |
| 11 | **55.88** [2.20] | 1-282825-1 | 1-1546213-1 | — | 23 | **116.84** [4.60] | 2-282825-3 | 2-1546213-3 | — |
| 12 | **60.96** [2.40] | 1-282825-2 | 1-1546213-2 | — | 24 | **121.92** [4.80] | 2-282825-4 | 2-1546213-4 | — |
| 13 | **66.04** [2.60] | 1-282825-3 | 1-1546213-3 | — | 25 | **127.00** [5.00] | 2-282825-5 | 2-1546213-5 | — |

*Wave solder process capable to 265°C [509°F] for 10 seconds. Dimensions may vary from what is shown for High Temperature Parts. Please check Customer Drawing.

### Straight, Closed End Headers, 5.08 mm Centerline Color – See chart.

**UL Rating – 300 V, 15 A**

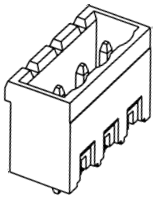

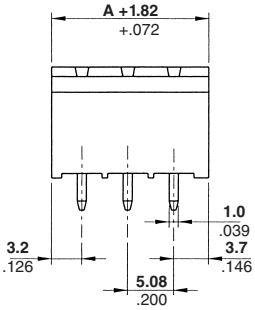


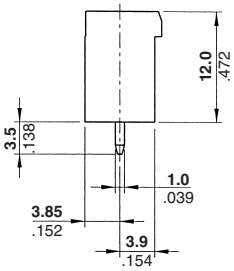


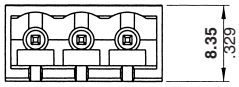


**Recommended PC Board Layout**

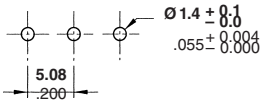


| No. of Pos. | Dim. A | Part Numbers | | | | No. of Positions | Dim. A | Part Numbers | | |
|---|---|---|---|---|---|---|---|---|---|---|
| | | Gray | Green | Black | Black* | | | Gray | Green | Black |
| 2 | **10.16** [0.40] | 1546111-2 | 796636-2 | 796637-2 | 1776147-2 | 14 | **71.12** [2.80] | 1-1546111-4 | 1-796636-4 | 1-796637-4 |
| 3 | **15.24** [0.60] | 1546111-3 | 796636-3 | 796637-3 | 1776147-3 | 15 | **76.20** [3.00] | 1-1546111-5 | 1-796636-5 | 1-796637-5 |
| 4 | **20.32** [0.80] | 1546111-4 | 796636-4 | 796637-4 | 1776147-4 | 16 | **81.28** [3.20] | 1-1546111-6 | 1-796636-6 | 1-796637-6 |
| 5 | **25.40** [1.00] | 1546111-5 | 796636-5 | 796637-5 | 1776147-5 | 17 | **86.36** [3.40] | 1-1546111-7 | 1-796636-7 | 1-796637-7 |
| 6 | **30.48** [1.20] | 1546111-6 | 796636-6 | 796637-6 | 1776147-6 | 18 | **91.44** [3.60] | 1-1546111-8 | 1-796636-8 | 1-796637-8 |
| 7 | **35.56** [1.40] | 1546111-7 | 796636-7 | 796637-7 | 1776147-7 | 19 | **96.52** [3.80] | 1-1546111-9 | 1-796636-9 | 1-796637-9 |
| 8 | **40.64** [1.60] | 1546111-8 | 796636-8 | 796637-8 | 1776147-8 | 20 | **101.60** [4.00] | 2-1546111-0 | 2-796636-0 | 1-796637-0 |
| 9 | **45.72** [1.80] | 1546111-9 | 796636-9 | 796637-9 | — | 21 | **106.68** [4.20] | 2-1546111-1 | 2-796636-1 | 2-796637-1 |
| 10 | **50.80** [2.00] | 1-1546111-0 | 1-796636-0 | 1-796637-0 | — | 22 | **111.76** [4.40] | 2-1546111-2 | 2-796636-2 | 2-796637-2 |
| 11 | **55.88** [2.20] | 1-1546111-1 | 1-796636-1 | 1-796637-1 | — | 23 | **116.84** [4.60] | 2-1546111-3 | 2-796636-3 | 2-796637-3 |
| 12 | **60.96** [2.40] | 1-1546111-2 | 1-796636-2 | 1-796637-2 | — | 24 | **121.92** [4.80] | 2-1546111-4 | 2-796636-4 | 2-796637-4 |
| 13 | **66.04** [2.60] | 1-1546111-3 | 1-796636-3 | 1-796637-3 | — | 25 | **127.00** [5.00] | 2-1546111-5 | 2-796636-5 | 2-796637-5 |

**Note:** BUCHANAN Terminal Block Series B2EHDVxx has been superceded/replaced with 796636-xx (green) and 796637-xx (black).
*Wave solder process capable to 265°C [509°F] for 10 seconds. Dimensions may vary from what is shown for High Temperature Parts. Please check Customer Drawing.



Dimensions are in millimeters and inches unless otherwise specified.

Dimensions are shown for reference purposes only. Specifications subject to change.

USA: 1-800-522-6752
Canada: 1-905-470-4425
Mexico: 01-800-733-8926
C. America: 52-55-1106-0803

South America: 55-11-2103-6000
Hong Kong: 852-2735-1628
Japan: 81-44-844-8013
UK: 8706-080-208

**Note:** All part numbers are RoHS Compliant.



## Two-Piece Terminal Block Connectors (Continued)

### Straight, Open End Headers, 7.5 mm Centerline

**UL Rating – 300 V, 15 A**

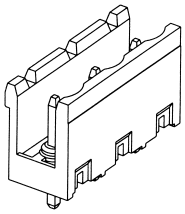

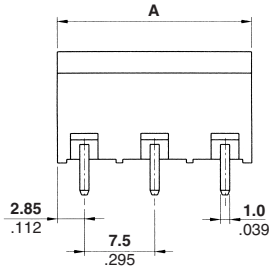


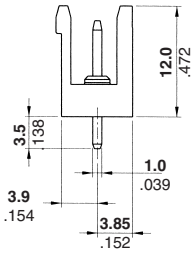


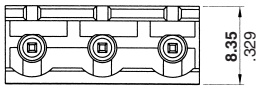


**Recommended PC Board Layout**

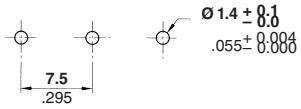


| No. of Positions | Dim. A | Part Numbers | |
|---|---|---|---|
| | | Green | Black* |
| 2 | **13.2** [0.520] | 282963-2 | 1776149-2 |
| 3 | **20.7** [0.815] | 282963-3 | 1776149-3 |
| 4 | **28.2** [1.110] | 282963-4 | 1776149-4 |
| 5 | **35.7** [1.406] | 282963-5 | 1776149-5 |
| 6 | **43.2** [1.701] | 282963-6 | 1776149-6 |
| 7 | **50.7** [1.996] | 282963-7 | 1776149-7 |

| No. of Positions | Dim. A | Part Numbers | |
|---|---|---|---|
| | | Green | Black* |
| 8 | **58.2** [2.291] | 282963-8 | 1776149-8 |
| 9 | **65.7** [2.587] | 282963-9 | 1776149-9 |
| 10 | **73.2** [2.882] | 1-282963-0 | 1-1776149-0 |
| 11 | **80.7** [3.177] | 1-282963-1 | 1-1776149-1 |
| 12 | **88.2** [3.472] | 1-282963-2 | 1-1776149-2 |

*Wave solder process capable to 265°C [509°F] for 10 seconds. Dimensions may vary from what is shown for High Temperature Parts. Please check Customer Drawing.

### Straight, Closed End Headers, 7.5 mm Centerline

**UL Rating – 300 V, 15 A**

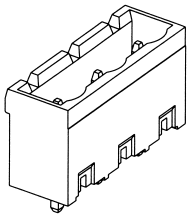

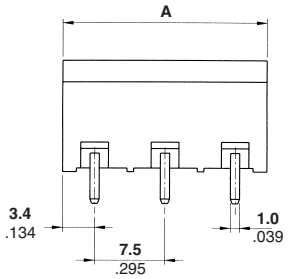


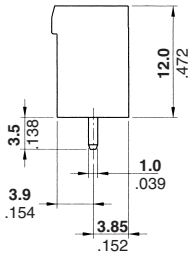


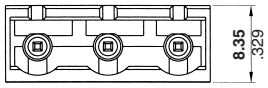


**Recommended PC Board Layout**

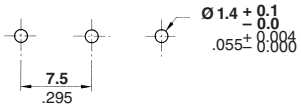


| No. of Positions | Dim. A | Part Numbers | |
|---|---|---|---|
| | | Green | Black* |
| 2 | **14.3** [0.563] | 282964-2 | 1776153-2 |
| 3 | **21.8** [0.858] | 282964-3 | 1776153-3 |
| 4 | **29.3** [1.154] | 282964-4 | 1776153-4 |
| 5 | **36.8** [1.449] | 282964-5 | 1776153-5 |
| 6 | **44.3** [1.744] | 282964-6 | 1776153-6 |
| 7 | **51.8** [2.039] | 282964-7 | 1776153-7 |

| No. of Positions | Dim. A | Part Numbers | |
|---|---|---|---|
| | | Green | Black* |
| 8 | **59.3** [2.335] | 282964-8 | 1776153-8 |
| 9 | **66.8** [2.630] | 282964-9 | 1776153-9 |
| 10 | **74.3** [2.925] | 1-282964-0 | 1-1776153-0 |
| 11 | **81.8** [3.220] | 1-282964-1 | 1-1776153-1 |
| 12 | **89.3** [3.516] | 1-282964-2 | 1-1776153-2 |

*Wave solder process capable to 265°C [509°F] for 10 seconds. Dimensions may vary from what is shown for High Temperature Parts. Please check Customer Drawing.



Dimensions are in millimeters and inches unless otherwise specified.

Dimensions are shown for reference purposes only. Specifications subject to change.

USA: 1-800-522-6752
Canada: 1-905-470-4425
Mexico: 01-800-733-8926
C. America: 52-55-1106-0803

South America: 55-11-2103-6000
Hong Kong: 852-2735-1628
Japan: 81-44-844-8013
UK: 8706-080-208

**Note:** All part numbers are RoHS Compliant.

## Two-Piece Terminal Block Connectors (Continued)

### Straight, Open End Headers, 7.62 mm Centerline

**UL Rating – 300 V, 15 A**

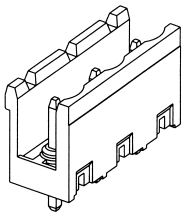

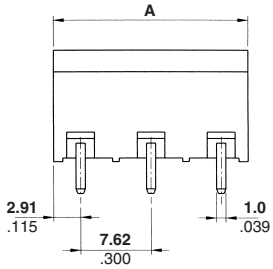


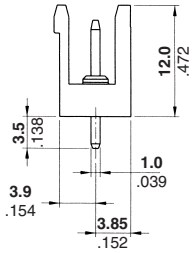


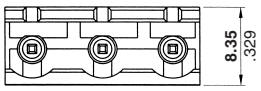


**Recommended PC Board Layout**

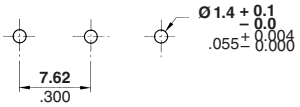


| No. of Positions | Dim. A | Part Numbers | |
|---|---|---|---|
| | | Green | Black* |
| 2 | **13.44** [0.529] | 282967-2 | 1776150-2 |
| 3 | **21.06** [0.829] | 282967-3 | 1776150-3 |
| 4 | **28.68** [1.129] | 282967-4 | 1776150-4 |
| 5 | **36.30** [1.429] | 282967-5 | 1776150-5 |
| 6 | **43.92** [1.729] | 282967-6 | 1776150-6 |
| 7 | **51.54** [2.029] | 282967-7 | 1776150-7 |

| No. of Positions | Dim. A | Part Numbers | |
|---|---|---|---|
| | | Green | Black* |
| 8 | **59.16** [2.329] | 282967-8 | 1776150-8 |
| 9 | **66.78** [2.629] | 282967-9 | 1776150-9 |
| 10 | **74.40** [2.929] | 1-282967-0 | 1-1776150-0 |
| 11 | **82.02** [3.229] | 1-282967-1 | 1-1776150-1 |
| 12 | **89.64** [3.529] | 1-282967-2 | 1-1776150-2 |

*Wave solder process capable to 265°C [509°F] for 10 seconds. Dimensions may vary from what is shown for High Temperature Parts. Please check Customer Drawing.

### Straight, Closed End Headers, 7.62 mm Centerline

**UL Rating – 300 V, 15 A**

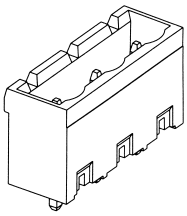

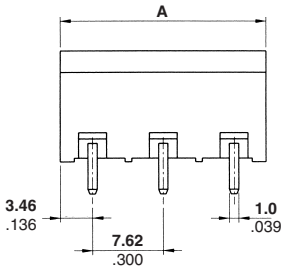


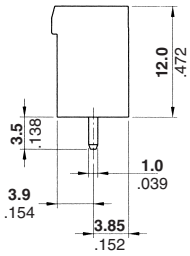


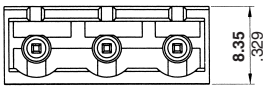


**Recommended PC Board Layout**

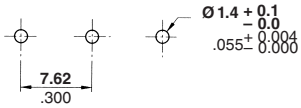


| No. of Positions | Dim. A | Part Numbers | |
|---|---|---|---|
| | | Green | Black* |
| 2 | **14.54** [0.572] | 796980-2 | 1776154-2 |
| 3 | **22.16** [0.872] | 796980-3 | 1776154-3 |
| 4 | **29.78** [1.172] | 796980-4 | 1776154-4 |
| 5 | **37.40** [1.472] | 796980-5 | 1776154-5 |
| 6 | **45.02** [1.772] | 796980-6 | 1776154-6 |
| 7 | **52.64** [2.072] | 796980-7 | 1776154-7 |

| No. of Positions | Dim. A | Part Numbers | |
|---|---|---|---|
| | | Green | Black* |
| 8 | **60.26** [2.372] | 796980-8 | 1776154-8 |
| 9 | **67.88** [2.672] | 796980-9 | 1776154-9 |
| 10 | **75.50** [2.972] | 1-796980-0 | 1-1776154-0 |
| 11 | **83.12** [3.272] | 1-796980-1 | 1-1776154-1 |
| 12 | **90.74** [3.572] | 1-796980-2 | 1-1776154-2 |

*Wave solder process capable to 265°C [509°F] for 10 seconds. Dimensions may vary from what is shown for High Temperature Parts. Please check Customer Drawing.



Dimensions are in millimeters and inches unless otherwise specified.

Dimensions are shown for reference purposes only. Specifications subject to change.

USA: 1-800-522-6752
Canada: 1-905-470-4425
Mexico: 01-800-733-8926
C. America: 52-55-1106-0803

South America: 55-11-2103-6000
Hong Kong: 852-2735-1628
Japan: 81-44-844-8013
UK: 8706-080-208

**Note:** All part numbers are RoHS Compliant.



## Two-Piece Terminal Block Connectors (Continued)

### Straight, Open End Headers, 10.0 mm Centerline

**UL Rating – 600 V, 24 A**

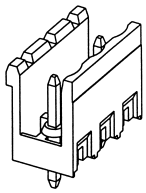

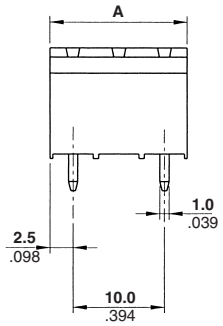


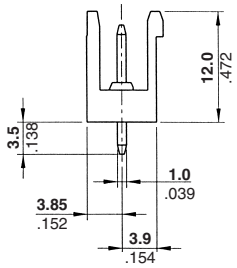


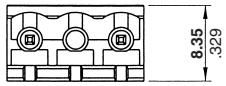


**Recommended PC Board Layout**

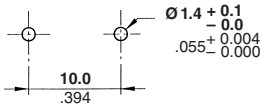


| No. of Positions | Dim. A | Part Numbers | |
|---|---|---|---|
| | | Green | Black* |
| 2 | **15.0** [0.591] | 282827-2 | 1776156-2 |
| 3 | **25.0** [0.984] | 282827-3 | 1776156-3 |
| 4 | **35.0** [1.378] | 282827-4 | 1776156-4 |
| 5 | **45.0** [1.772] | 282827-5 | — |
| 6 | **55.0** [2.165] | 282827-6 | — |
| 7 | **65.0** [2.559] | 282827-7 | — |

| No. of Positions | Dim. A | Part Numbers | |
|---|---|---|---|
| | | Green | Black* |
| 8 | **75.0** [2.953] | 282827-8 | — |
| 9 | **85.0** [3.346] | 282827-9 | — |
| 10 | **95.0** [3.740] | 1-282827-0 | — |
| 11 | **105.0** [4.134] | 1-282827-1 | — |
| 12 | **115.0** [4.528] | 1-282827-2 | — |
| 13 | **125.0** [4.921] | 1-282827-3 | — |

*Wave solder process capable to 265°C [509°F] for 10 seconds. Dimensions may vary from what is shown for High Temperature Parts. Please check Customer Drawing.

### Straight, Closed End Headers, 10.0 mm Centerline

**UL Rating – 600 V, 24 A**

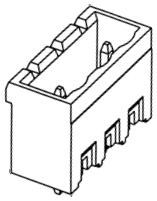

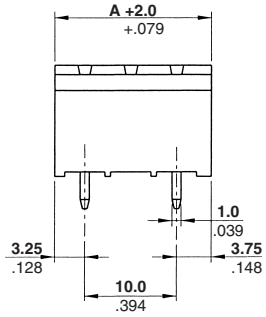


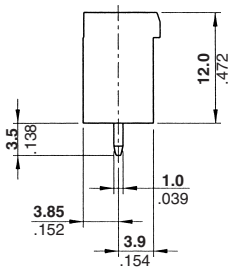


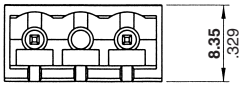


**Recommended PC Board Layout**

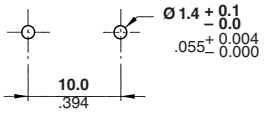


| No. of Positions | Dim. A | Part Numbers | |
|---|---|---|---|
| | | Green | Black* |
| 2 | **15.0** [0.591] | 282826-2 | 1776160-2 |
| 3 | **25.0** [0.984] | 282826-3 | 1776160-3 |
| 4 | **35.0** [1.378] | 282826-4 | 1776160-4 |
| 5 | **45.0** [1.772] | 282826-5 | — |
| 6 | **55.0** [2.165] | 282826-6 | — |
| 7 | **65.0** [2.559] | 282826-7 | — |

| No. of Positions | Dim. A | Part Numbers | |
|---|---|---|---|
| | | Green | Black* |
| 8 | **75.0** [2.953] | 282826-8 | — |
| 9 | **85.0** [3.346] | 282826-9 | — |
| 10 | **95.0** [3.740] | 1-282826-0 | — |
| 11 | **105.0** [4.134] | 1-282826-1 | — |
| 12 | **115.0** [4.528] | 1-282826-2 | — |
| 13 | **125.0** [4.921] | 1-282826-3 | — |

*Wave solder process capable to 265°C [509°F] for 10 seconds. Dimensions may vary from what is shown for High Temperature Parts. Please check Customer Drawing.



Dimensions are in millimeters and inches unless otherwise specified.

Dimensions are shown for reference purposes only. Specifications subject to change.

USA: 1-800-522-6752
Canada: 1-905-470-4425
Mexico: 01-800-733-8926
C. America: 52-55-1106-0803

South America: 55-11-2103-6000
Hong Kong: 852-2735-1628
Japan: 81-44-844-8013
UK: 8706-080-208

**Note:** All part numbers are RoHS Compliant.

## Two-Piece Terminal Block Connectors (Continued)

### Straight, Open End Headers, 10.16 mm Centerline

**UL Rating – 600 V, 15 A**

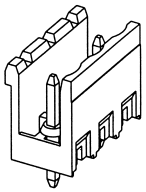

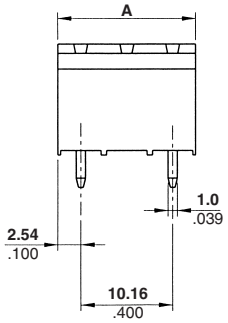


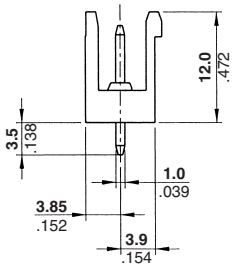


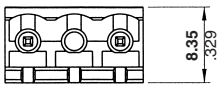


**Recommended PC Board Layout**

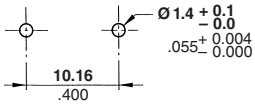


| No. of Positions | Dim. A | Part Numbers Black* |
|---|---|---|
| 2 | **15.24** [0.60] | 1776157-2 |
| 3 | **25.40** [1.00] | 1776157-3 |
| 4 | **35.56** [1.40] | 1776157-4 |

*Wave solder process capable to 265°C [509°F] for 10 seconds
Dimensions may vary from what is shown for High Temperature Parts.
Please check Customer Drawing.

### Straight, Closed End Headers, 10.16 mm Centerline

**UL Rating – 600 V, 15 A**

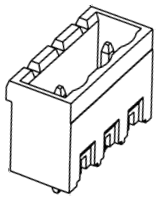

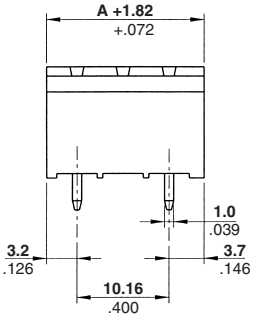


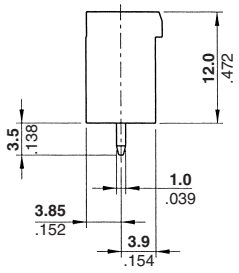


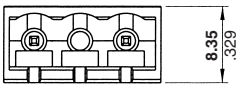


**Recommended PC Board Layout**

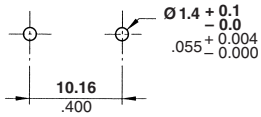


| No. of Positions | Dim. A | Part Numbers Green | Part Numbers Black* |
|---|---|---|---|
| 2 | **15.24** [0.60] | 282828-2 | 1776161-2 |
| 3 | **25.40** [1.00] | 282828-3 | 1776161-3 |
| 4 | **35.56** [1.40] | 282828-4 | 1776161-4 |
| 5 | **45.72** [1.80] | 282828-5 | — |
| 6 | **55.88** [2.20] | 282828-6 | — |
| 7 | **66.04** [2.60] | 282828-7 | — |

| No. of Positions | Dim. A | Part Numbers Green | Part Numbers Black* |
|---|---|---|---|
| 8 | **76.20** [3.00] | 282828-8 | — |
| 9 | **86.36** [3.40] | 282828-9 | — |
| 10 | **96.52** [3.80] | 1-282828-0 | — |
| 11 | **106.68** [4.20] | 1-282828-1 | — |
| 12 | **116.84** [4.60] | 1-282828-2 | — |
| 13 | **127.00** [5.00] | 1-282828-3 | — |

*Wave solder process capable to 265°C [509°F] for 10 seconds. Dimensions may vary from what is shown for High Temperature Parts. Please check Customer Drawing.



Dimensions are in millimeters and inches unless otherwise specified.

Dimensions are shown for reference purposes only. Specifications subject to change.

USA: 1-800-522-6752
Canada: 1-905-470-4425
Mexico: 01-800-733-8926
C. America: 52-55-1106-0803

South America: 55-11-2103-6000
Hong Kong: 852-2735-1628
Japan: 81-44-844-8013
UK: 8706-080-208

**Note:** All part numbers are RoHS Compliant.



## Two-Piece Terminal Block Connectors (Continued)

### Straight, Open End Stacking Headers w/Interlock, 5.0 mm Centerline

**UL Rating – 300 V, 15 A**

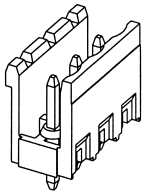

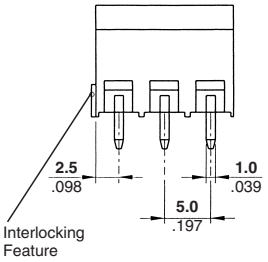


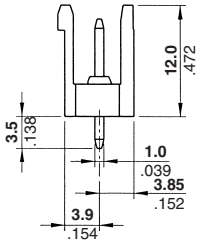


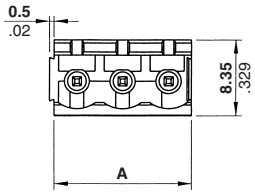


**Recommended PC Board Layout**

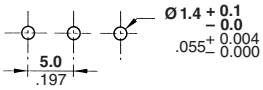


| No. of Positions | Dim. A | Part Numbers | |
|---|---|---|---|
| | | Green | Black* |
| 2 | **10.0** [.394] | 282821-2 | 1776142-2 |
| 3 | **15.0** [.591] | 282821-3 | 1776142-3 |
| 4 | **20.0** [.787] | 282821-4 | 1776142-4 |

*Wave solder process capable to 265°C [509°F] for 10 seconds
Dimensions may vary from what is shown for High Temperature Parts.
Please check Customer Drawing.

### Straight, Open End Stacking Headers w/Interlock, 5.08 mm Centerline

**UL Rating – 300 V, 15 A**

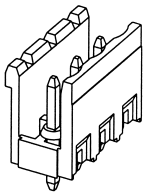

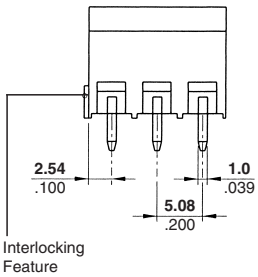


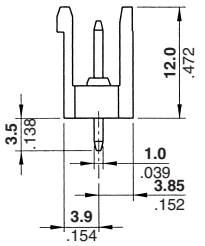


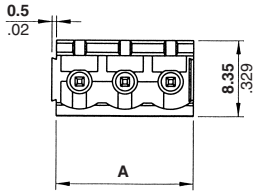


**Recommended PC Board Layout**

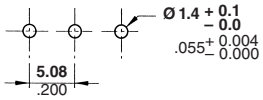


| No. of Positions | Dim. A | Part Numbers | |
|---|---|---|---|
| | | Green | Black* |
| 2 | **10.16** [.400] | 282824-2 | 1776143-2 |
| 3 | **15.24** [.600] | 282824-3 | 1776143-3 |
| 4 | **20.32** [.800] | 282824-4 | 1776143-4 |

*Wave solder process capable to 265°C [509°F] for 10 seconds
Dimensions may vary from what is shown for High Temperature Parts.
Please check Customer Drawing.



Dimensions are in millimeters and inches unless otherwise specified.

Dimensions are shown for reference purposes only. Specifications subject to change.

USA: 1-800-522-6752
Canada: 1-905-470-4425
Mexico: 01-800-733-8926
C. America: 52-55-1106-0803

South America: 55-11-2103-6000
Hong Kong: 852-2735-1628
Japan: 81-44-844-8013
UK: 8706-080-208

**Note:** All part numbers are RoHS Compliant.

## Two-Piece Terminal Block Connectors (Continued)

### Right-Angle, Closed End Headers, 3.5 mm Centerline Color – See chart.

### UL Rating – 300 V, 11 A

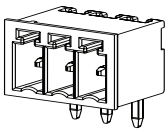

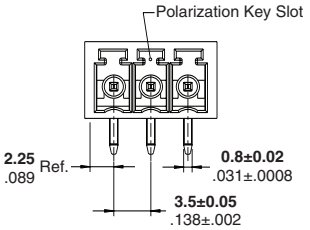


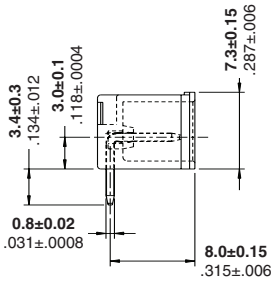


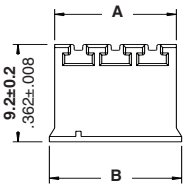


**Recommended PC Board Layout**

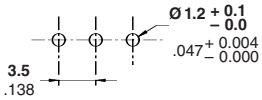


| Number of Positions | Dimensions A | Dimensions B | Part Numbers Green | Part Numbers Blue | Part Numbers Black* |
|---|---|---|---|---|---|
| 2 | **8.0** [0.315] | **9.0** [0.354] | 284512-2 | 796695-2 | 1776134-2 |
| 3 | **11.5** [0.453] | **12.5** [0.492] | 284512-3 | 796695-3 | 1776134-3 |
| 4 | **15.0** [0.590] | **16.0** [0.630] | 284512-4 | 796695-4 | 1776134-4 |
| 5 | **18.5** [0.728] | **19.5** [0.768] | 284512-5 | 796695-5 | 1776134-5 |
| 6 | **22.0** [0.866] | **23.0** [0.906] | 284512-6 | 796695-6 | 1776134-6 |
| 7 | **25.5** [1.004] | **26.5** [1.043] | 284512-7 | 796695-7 | 1776134-7 |
| 8 | **29.0** [1.142] | **30.0** [1.181] | 284512-8 | 796695-8 | 1776134-8 |
| 9 | **32.5** [1.280] | **33.5** [1.319] | 284512-9 | 796695-9 | — |
| 10 | **36.0** [1.417] | **37.0** [1.457] | 1-284512-0 | 1-796695-0 | — |
| 11 | **39.5** [1.555] | **40.5** [1.594] | 1-284512-1 | 1-796695-1 | — |
| 12 | **43.0** [1.693] | **44.0** [1.732] | 1-284512-2 | 1-796695-2 | — |
| 13 | **46.5** [1.831] | **47.5** [1.870] | 1-284512-3 | 1-796695-3 | — |

| Number of Positions | Dimensions A | Dimensions B | Part Numbers Green | Part Numbers Blue | Part Numbers Black* |
|---|---|---|---|---|---|
| 14 | **50.0** [1.968] | **51.0** [2.008] | 1-284512-4 | 1-796695-4 | — |
| 15 | **53.5** [2.106] | **54.5** [2.146] | 1-284512-5 | 1-796695-5 | — |
| 16 | **57.0** [2.244] | **58.0** [2.283] | 1-284512-6 | 1-796695-6 | — |
| 17 | **60.5** [2.382] | **61.5** [2.421] | 1-284512-7 | 1-796695-7 | — |
| 18 | **64.0** [2.520] | **65.0** [2.559] | 1-284512-8 | 1-796695-8 | — |
| 19 | **67.5** [2.657] | **68.5** [2.697] | 1-284512-9 | 1-796695-9 | — |
| 20 | **71.0** [2.795] | **72.0** [2.835] | 2-284512-0 | 2-796695-0 | — |
| 21 | **74.5** [2.933] | **75.5** [2.972] | 2-284512-1 | 2-796695-1 | — |
| 22 | **78.0** [3.071] | **79.0** [3.110] | 2-284512-2 | 2-796695-2 | — |
| 23 | **81.5** [3.209] | **82.5** [3.248] | 2-284512-3 | 2-796695-3 | — |
| 24 | **85.0** [3.346] | **86.0** [3.386] | 2-284512-4 | 2-796695-4 | — |
| 25 | **88.5** [3.484] | **89.5** [3.524] | 2-284512-5 | 2-796695-5 | — |

**Note:** BUCHANAN Terminal Block Series B73N3HxxT has been replaced with Part Number 796695-xx (blue).
*Wave solder process capable to 265°C [509°F] for 10 seconds. Dimensions may vary from what is shown for High Temperature Parts. Please check Customer Drawing.

### Right-Angle, Closed End Headers, 3.81 mm Centerline

### UL Rating – 300 V, 11 A

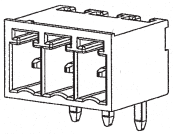

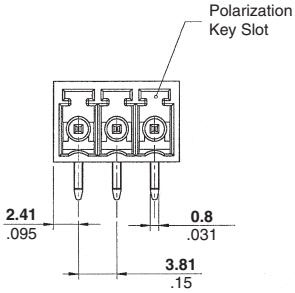


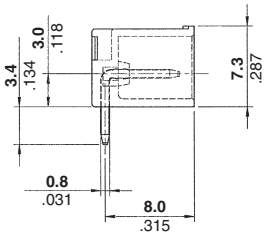


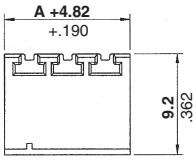


**Recommended PC Board Layout**

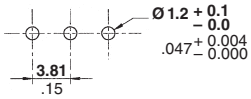


| No. of Positions | Dim. A | Part Numbers Green | Part Numbers Black* |
|---|---|---|---|
| 2 | **3.81** [0.15] | 284513-2 | 1776135-2 |
| 3 | **7.62** [0.30] | 284513-3 | 1776135-3 |
| 4 | **11.43** [0.45] | 284513-4 | 1776135-4 |
| 5 | **15.24** [0.60] | 284513-5 | 1776135-5 |
| 6 | **19.05** [0.75] | 284513-6 | 1776135-6 |
| 7 | **22.86** [0.90] | 284513-7 | 1776135-7 |
| 8 | **26.67** [1.05] | 284513-8 | 1776135-8 |
| 9 | **30.48** [1.20] | 284513-9 | 1776135-9 |
| 10 | **34.29** [1.35] | 1-284513-0 | 1-1776135-0 |
| 11 | **38.10** [1.50] | 1-284513-1 | 1-1776135-1 |
| 12 | **41.91** [1.65] | 1-284513-2 | 1-1776135-2 |
| 13 | **45.72** [1.80] | 1-284513-3 | — |

| No. of Positions | Dim. A | Part Numbers Green | Part Numbers Black* |
|---|---|---|---|
| 14 | **49.53** [1.95] | 1-284513-4 | — |
| 15 | **53.34** [2.10] | 1-284513-5 | — |
| 16 | **57.15** [2.25] | 1-284513-6 | — |
| 17 | **60.96** [2.40] | 1-284513-7 | — |
| 18 | **64.77** [2.55] | 1-284513-8 | — |
| 19 | **68.58** [2.70] | 1-284513-9 | — |
| 20 | **72.39** [2.85] | 2-284513-0 | — |
| 21 | **76.20** [3.00] | 2-284513-1 | — |
| 22 | **80.01** [3.15] | 2-284513-2 | — |
| 23 | **83.82** [3.30] | 2-284513-3 | — |
| 24 | **87.63** [3.45] | 2-284513-4 | — |
| 25 | **91.44** [3.60] | 2-284513-5 | — |

*Wave solder process capable to 265°C [509°F] for 10 seconds. Dimensions may vary from what is shown for High Temperature Parts. Please check Customer Drawing.



Dimensions are in millimeters and inches unless otherwise specified.

Dimensions are shown for reference purposes only. Specifications subject to change.

USA: 1-800-522-6752
Canada: 1-905-470-4425
Mexico: 01-800-733-8926
C. America: 52-55-1106-0803

South America: 55-11-2103-6000
Hong Kong: 852-2735-1628
Japan: 81-44-844-8013
UK: 8706-080-208

**Note:** All part numbers are RoHS Compliant.



## Two-Piece Terminal Block Connectors (Continued)

**Right-Angle,**
**Open End Stacking Headers,**
**5.0 mm Centerline**
**Color – See chart.**

**UL Rating – 300 V, 15 A**

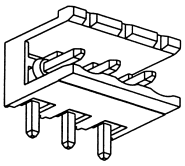

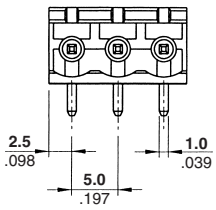


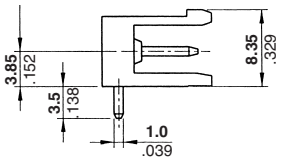


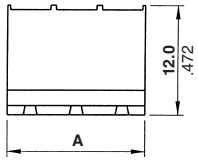


**Recommended PC Board Layout**

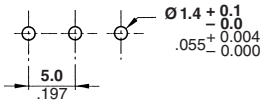


| No. of Pos. | Dim. A | Part Numbers | | | | |
|---|---|---|---|---|---|---|
| | | Gray | Green | Blue | Black | Black* |
| 2 | **10.0** [0.394] | 1546210-2 | 282812-2 | 796698-2 | 1546179-2 | 1776140-2 |
| 3 | **15.0** [0.591] | 1546210-3 | 282812-3 | 796698-3 | 1546179-3 | 1776140-3 |
| 4 | **20.0** [0.787] | 1546210-4 | 282812-4 | 796698-4 | 1546179-4 | 1776140-4 |
| 5 | **25.0** [0.984] | 1546210-5 | 282812-5 | 796698-5 | 1546179-5 | 1776140-5 |
| 6 | **30.0** [1.181] | 1546210-6 | 282812-6 | 796698-6 | 1546179-6 | 1776140-6 |
| 7 | **35.0** [1.378] | 1546210-7 | 282812-7 | 796698-7 | 1546179-7 | 1776140-7 |
| 8 | **40.0** [1.575] | 1546210-8 | 282812-8 | 796698-8 | 1546179-8 | 1776140-8 |
| 9 | **45.0** [1.772] | 1546210-9 | 282812-9 | 796698-9 | 1546179-9 | 1776140-9 |
| 10 | **50.0** [1.968] | 1-1546210-0 | 1-282812-0 | 1-796698-0 | 1-1546179-0 | 1-1776140-0 |
| 11 | **55.0** [2.165] | 1-1546210-1 | 1-282812-1 | 1-796698-1 | 1-1546179-1 | 1-1776140-1 |
| 12 | **60.0** [2.362] | 1-1546210-2 | 1-282812-2 | 1-796698-2 | 1-1546179-2 | 1-1776140-2 |
| 13 | **65.0** [2.559] | 1-1546210-3 | 1-282812-3 | 1-796698-3 | 1-1546179-3 | — |
| 14 | **70.0** [2.756] | 1-1546210-4 | 1-282812-4 | 1-796698-4 | 1-1546179-4 | — |
| 15 | **75.0** [2.953] | 1-1546210-5 | 1-282812-5 | 1-796698-5 | 1-1546179-5 | — |
| 16 | **80.0** [3.150] | 1-1546210-6 | 1-282812-6 | 1-796698-6 | 1-1546179-6 | — |
| 17 | **85.0** [3.346] | 1-1546210-7 | 1-282812-7 | 1-796698-7 | 1-1546179-7 | — |
| 18 | **90.0** [3.543] | 1-1546210-8 | 1-282812-8 | 1-796698-8 | 1-1546179-8 | — |
| 19 | **95.0** [3.740] | 1-1546210-9 | 1-282812-9 | 1-796698-9 | 1-1546179-9 | — |
| 20 | **100.0** [3.937] | 2-1546210-0 | 2-282812-0 | 2-796698-0 | 2-1546179-0 | — |
| 21 | **105.0** [4.134] | 2-1546210-1 | 2-282812-1 | 2-796698-1 | 2-1546179-1 | — |
| 22 | **110.0** [4.331] | 2-1546210-2 | 2-282812-2 | 2-796698-2 | 2-1546179-2 | — |
| 23 | **115.0** [4.528] | 2-1546210-3 | 2-282812-3 | 2-796698-3 | 2-1546179-3 | — |
| 24 | **120.0** [4.724] | 2-1546210-4 | 2-282812-4 | 2-796698-4 | 2-1546179-4 | — |
| 25 | **125.0** [4.921] | 2-1546210-5 | 2-282812-5 | 2-796698-5 | 2-1546179-5 | — |

**Note:** BUCHANAN Terminal Block Series B72N4HxxT has been replaced with 796698-xx (blue).
*Wave solder process capable to 265°C [509°F] for 10 seconds. Dimensions may vary from what is shown for High Temperature Parts. Please check Customer Drawing.



Dimensions are in millimeters and inches unless otherwise specified.

Dimensions are shown for reference purposes only. Specifications subject to change.

USA: 1-800-522-6752
Canada: 1-905-470-4425
Mexico: 01-800-733-8926
C. America: 52-55-1106-0803

South America: 55-11-2103-6000
Hong Kong: 852-2735-1628
Japan: 81-44-844-8013
UK: 8706-080-208

**Note:** All part numbers are RoHS Compliant.

## Two-Piece Terminal Block Connectors (Continued)

**Right-Angle, Closed End Headers, 5.0 mm Centerline Color – See chart.**

**UL Rating – 300 V, 15 A**

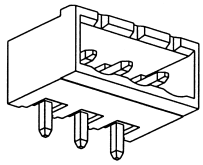

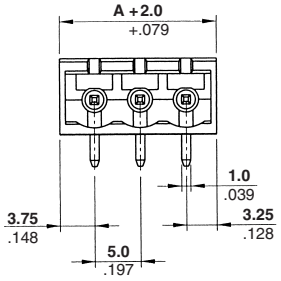


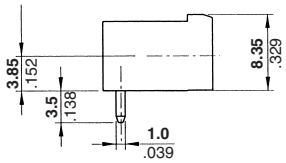


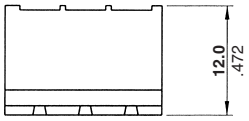


**Recommended PC Board Layout**

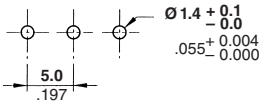


| No. of Pos. | Dim. A | Part Numbers | | | | |
|---|---|---|---|---|---|---|
| | | Gray | Green | Blue | Black | Black* |
| 2 | **10.0** [0.394] | 1546209-2 | 796644-2 | 796700-2 | 796645-2 | 1776148-2 |
| 3 | **15.0** [0.591] | 1546209-3 | 796644-3 | 796700-3 | 796645-3 | 1776148-3 |
| 4 | **20.0** [0.787] | 1546209-4 | 796644-4 | 796700-4 | 796645-4 | 1776148-4 |
| 5 | **25.0** [0.984] | 1546209-5 | 796644-5 | 796700-5 | 796645-5 | 1776148-5 |
| 6 | **30.0** [1.181] | 1546209-6 | 796644-6 | 796700-6 | 796645-6 | 1776148-6 |
| 7 | **35.0** [1.378] | 1546209-7 | 796644-7 | 796700-7 | 796645-7 | 1776148-7 |
| 8 | **40.0** [1.575] | 1546209-8 | 796644-8 | 796700-8 | 796645-8 | 1776148-8 |
| 9 | **45.0** [1.772] | 1546209-9 | 796644-9 | 796700-9 | 796645-9 | — |
| 10 | **50.0** [1.968] | 1-1546209-0 | 1-796644-0 | 1-796700-0 | 1-796645-0 | — |
| 11 | **55.0** [2.165] | 1-1546209-1 | 1-796644-1 | 1-796700-1 | 1-796645-1 | — |
| 12 | **60.0** [2.362] | 1-1546209-2 | 1-796644-2 | 1-796700-2 | 1-796645-2 | — |
| 13 | **65.0** [2.559] | 1-1546209-3 | 1-796644-3 | 1-796700-3 | 1-796645-3 | — |
| 14 | **70.0** [2.756] | 1-1546209-4 | 1-796644-4 | 1-796700-4 | 1-796645-4 | — |
| 15 | **75.0** [2.953] | 1-1546209-5 | 1-796644-5 | 1-796700-5 | 1-796645-5 | — |
| 16 | **80.0** [3.150] | 1-1546209-6 | 1-796644-6 | 1-796700-6 | 1-796645-6 | — |
| 17 | **85.0** [3.346] | 1-1546209-7 | 1-796644-7 | 1-796700-7 | 1-796645-7 | — |
| 18 | **90.0** [3.543] | 1-1546209-8 | 1-796644-8 | 1-796700-8 | 1-796645-8 | — |
| 19 | **95.0** [3.740] | 1-1546209-9 | 1-796644-9 | 1-796700-9 | 1-796645-9 | — |
| 20 | **100.0** [3.937] | 2-1546209-0 | 2-796644-0 | 2-796700-0 | 2-796645-0 | — |
| 21 | **105.0** [4.134] | 2-1546209-1 | 2-796644-1 | 2-796700-1 | 2-796645-1 | — |
| 22 | **110.0** [4.331] | 2-1546209-2 | 2-796644-2 | 2-796700-2 | 2-796645-2 | — |
| 23 | **115.0** [4.528] | 2-1546209-3 | 2-796644-3 | 2-796700-3 | 2-796645-3 | — |
| 24 | **120.0** [4.724] | 2-1546209-4 | 2-796644-4 | 2-796700-4 | 2-796645-4 | — |
| 25 | **125.0** [4.921] | 2-1546209-5 | 2-796644-5 | 2-796700-5 | 2-796645-5 | — |

**Note:** RDI Terminal Block Series 2EHDR-xx has been replaced with 796644-xx (green) and 796645-xx (black). BUCHANAN Terminal Block Series B73N4HxxT has been replaced with 796700-xx (blue) and 796645-xx (black).

*Wave solder process capable to 265°C [509°F] for 10 seconds. Dimensions may vary from what is shown for High Temperature Parts. Please check Customer Drawing.



Dimensions are in millimeters and inches unless otherwise specified.

Dimensions are shown for reference purposes only. Specifications subject to change.

USA: 1-800-522-6752
Canada: 1-905-470-4425
Mexico: 01-800-733-8926
C. America: 52-55-1106-0803

South America: 55-11-2103-6000
Hong Kong: 852-2735-1628
Japan: 81-44-844-8013
UK: 8706-080-208

**Note:** All part numbers are RoHS Compliant.



## Two-Piece Terminal Block Connectors (Continued)

### Right-Angle, Open End Stacking Headers, 5.08 mm Centerline Color – See chart.

### UL Rating – 300 V, 15 A

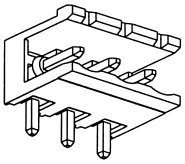

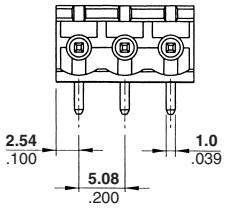


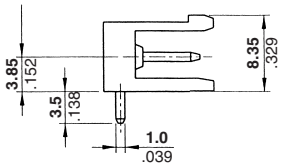


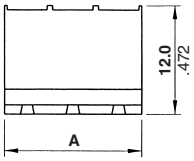


**Recommended PC Board Layout**

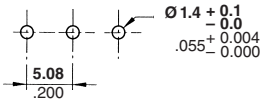


| No. of Positions | Dim. A | Part Numbers | | | No. of Positions | Dim. A | Part Numbers | | |
|---|---|---|---|---|---|---|---|---|---|
| | | Green | Gray | Black* | | | Green | Gray | Black* |
| 2 | **10.16** [0.40] | 282815-2 | 1546110-2 | 1776141-2 | 14 | **71.12** [2.80] | 1-282815-4 | 1-1546110-4 | — |
| 3 | **15.24** [0.60] | 282815-3 | 1546110-3 | 1776141-3 | 15 | **76.20** [3.00] | 1-282815-5 | 1-1546110-5 | — |
| 4 | **20.32** [0.80] | 282815-4 | 1546110-4 | 1776141-4 | 16 | **81.28** [3.20] | 1-282815-6 | 1-1546110-6 | — |
| 5 | **25.40** [1.00] | 282815-5 | 1546110-5 | 1776141-5 | 17 | **86.36** [3.40] | 1-282815-7 | 1-1546110-7 | — |
| 6 | **30.48** [1.20] | 282815-6 | 1546110-6 | 1776141-6 | 18 | **91.44** [3.60] | 1-282815-8 | 1-1546110-8 | — |
| 7 | **35.56** [1.40] | 282815-7 | 1546110-7 | 1776141-7 | 19 | **96.52** [3.80] | 1-282815-9 | 1-1546110-9 | — |
| 8 | **40.64** [1.60] | 282815-8 | 1546110-8 | 1776141-8 | 20 | **101.60** [4.00] | 2-282815-0 | 2-1546110-0 | — |
| 9 | **45.72** [1.80] | 282815-9 | 1546110-9 | — | 21 | **106.68** [4.20] | 2-282815-1 | 2-1546110-1 | — |
| 10 | **50.80** [2.00] | 1-282815-0 | 1-1546110-0 | — | 22 | **111.76** [4.40] | 2-282815-2 | 2-1546110-2 | — |
| 11 | **55.88** [2.20] | 1-282815-1 | 1-1546110-1 | — | 23 | **116.84** [4.60] | 2-282815-3 | 2-1546110-3 | — |
| 12 | **60.96** [2.40] | 1-282815-2 | 1-1546110-2 | — | 24 | **121.92** [4.80] | 2-282815-4 | 2-1546110-4 | — |
| 13 | **66.04** [2.60] | 1-282815-3 | 1-1546110-3 | — | 25 | **127.00** [5.00] | 2-282815-5 | 2-1546110-5 | — |

*Wave solder process capable to 265°C [509°F] for 10 seconds. Dimensions may vary from what is shown for High Temperature Parts. Please check Customer Drawing.

### Right-Angle, Closed End Headers, 5.08 mm Centerline Color – See chart.

### UL Rating – 300 V, 15 A

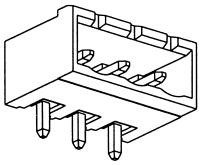

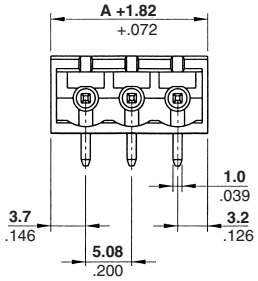


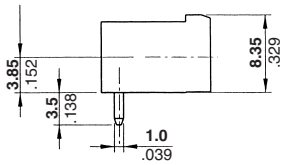


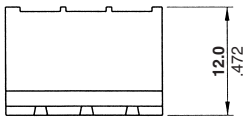


**Recommended PC Board Layout**

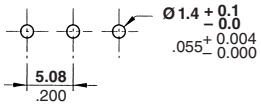


| No. of Pos. | Dim. A | Part Numbers | | | | No. of Positions | Dim. A | Part Numbers | | |
|---|---|---|---|---|---|---|---|---|---|---|
| | | Gray | Green | Black | Black* | | | Gray | Green | Black |
| 2 | **10.16** [0.40] | 1546109-2 | 796638-2 | 796639-2 | 1776038-2 | 14 | **71.12** [2.80] | 1-1546109-4 | 1-796638-4 | 1-796639-4 |
| 3 | **15.24** [0.60] | 1546109-3 | 796638-3 | 796639-3 | 1776038-3 | 15 | **76.20** [3.00] | 1-1546109-5 | 1-796638-5 | 1-796639-5 |
| 4 | **20.32** [0.80] | 1546109-4 | 796638-4 | 796639-4 | 1776038-4 | 16 | **81.28** [3.20] | 1-1546109-6 | 1-796638-6 | 1-796639-6 |
| 5 | **25.40** [1.00] | 1546109-5 | 796638-5 | 796639-5 | 1776038-5 | 17 | **86.36** [3.40] | 1-1546109-7 | 1-796638-7 | 1-796639-7 |
| 6 | **30.48** [1.20] | 1546109-6 | 796638-6 | 796639-6 | 1776038-6 | 18 | **91.44** [3.60] | 1-1546109-8 | 1-796638-8 | 1-796639-8 |
| 7 | **35.56** [1.40] | 1546109-7 | 796638-7 | 796639-7 | 1776038-7 | 19 | **96.52** [3.80] | 1-1546109-9 | 1-796638-9 | 1-796639-9 |
| 8 | **40.64** [1.60] | 1546109-8 | 796638-8 | 796639-8 | 1776038-8 | 20 | **101.60** [4.00] | 2-1546109-0 | 2-796638-0 | 2-796639-0 |
| 9 | **45.72** [1.80] | 1546109-9 | 796638-9 | 796639-9 | — | 21 | **106.68** [4.20] | 2-1546109-1 | 2-796638-1 | 2-796639-1 |
| 10 | **50.80** [2.00] | 1-1546109-0 | 1-796638-0 | 1-796639-0 | — | 22 | **111.76** [4.40] | 2-1546109-2 | 2-796638-2 | 2-796639-2 |
| 11 | **55.88** [2.20] | 1-1546109-1 | 1-796638-1 | 1-796639-1 | — | 23 | **116.84** [4.60] | 2-1546109-3 | 2-796638-3 | 2-796639-3 |
| 12 | **60.96** [2.40] | 1-1546109-2 | 1-796638-2 | 1-796639-2 | — | 24 | **121.92** [4.80] | 2-1546109-4 | 2-796638-4 | 2-796639-4 |
| 13 | **66.04** [2.60] | 1-1546109-3 | 1-796638-3 | 1-796639-3 | — | 25 | **127.00** [5.00] | 2-1546109-5 | 2-796638-5 | 2-796639-5 |

**Note:** RDI Terminal Block Series 2EHDR-xx has been superceded/replaced with 796638-xx (green) and 796639-xx (black).
*Wave solder process capable to 265°C [509°F] for 10 seconds. Dimensions may vary from what is shown for High Temperature Parts. Please check Customer Drawing.



Dimensions are in millimeters and inches unless otherwise specified.

Dimensions are shown for reference purposes only. Specifications subject to change.

USA: 1-800-522-6752
Canada: 1-905-470-4425
Mexico: 01-800-733-8926
C. America: 52-55-1106-0803

South America: 55-11-2103-6000
Hong Kong: 852-2735-1628
Japan: 81-44-844-8013
UK: 8706-080-208

**Note:** All part numbers are RoHS Compliant.

## Two-Piece Terminal Block Connectors (Continued)

### Right-Angle, Open End Headers, 7.5 mm Centerline Color – Green

**UL Rating – 300 V, 15 A**

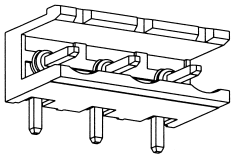

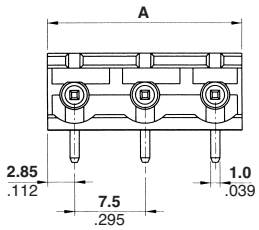


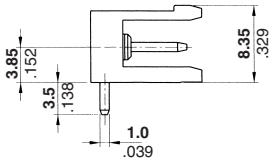


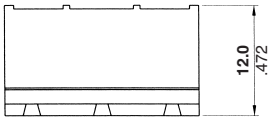


**Recommended PC Board Layout**

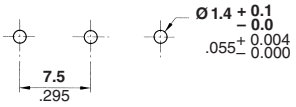


| No. of Positions | Dim. A | Part Numbers |
|---|---|---|
| 2 | **13.2** [0.520] | 282961-2 |
| 3 | **20.7** [0.815] | 282961-3 |
| 4 | **28.2** [1.110] | 282961-4 |
| 5 | **35.7** [1.406] | 282961-5 |
| 6 | **43.2** [1.701] | 282961-6 |
| 7 | **50.7** [1.996] | 282961-7 |

| No. of Positions | Dim. A | Part Numbers |
|---|---|---|
| 8 | **58.2** [2.291] | 282961-8 |
| 9 | **65.7** [2.587] | 282961-9 |
| 10 | **73.2** [2.882] | 1-282961-0 |
| 11 | **80.7** [3.177] | 1-282961-1 |
| 12 | **88.2** [3.472] | 1-282961-2 |

### Right-Angle, Closed End Headers, 7.5 mm Centerline Color – Green

**UL Rating – 300 V, 15 A**

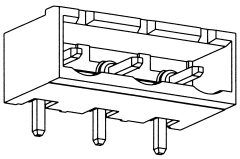

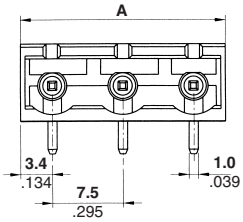


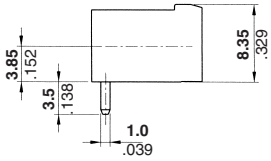


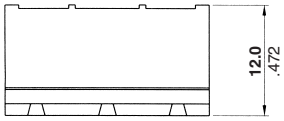


**Recommended PC Board Layout**

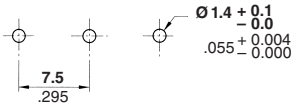


| No. of Positions | Dim. A | Part Numbers |
|---|---|---|
| 2 | **14.3** [0.563] | 282962-2 |
| 3 | **21.8** [0.858] | 282962-3 |
| 4 | **29.3** [1.154] | 282962-4 |
| 5 | **36.8** [1.449] | 282962-5 |
| 6 | **44.3** [1.744] | 282962-6 |
| 7 | **51.8** [2.039] | 282962-7 |

| No. of Positions | Dim. A | Part Numbers |
|---|---|---|
| 8 | **59.3** [2.335] | 282962-8 |
| 9 | **66.8** [2.630] | 282962-9 |
| 10 | **74.3** [2.925] | 1-282962-0 |
| 11 | **81.8** [3.220] | 1-282962-1 |
| 12 | **89.3** [3.516] | 1-282962-2 |



Dimensions are in millimeters and inches unless otherwise specified.

Dimensions are shown for reference purposes only. Specifications subject to change.

USA: 1-800-522-6752
Canada: 1-905-470-4425
Mexico: 01-800-733-8926
C. America: 52-55-1106-0803

South America: 55-11-2103-6000
Hong Kong: 852-2735-1628
Japan: 81-44-844-8013
UK: 8706-080-208

**Note:** All part numbers are RoHS Compliant.

## Two-Piece Terminal Block Connectors (Continued)



### Right-Angle, Open End Headers, 7.62 mm Centerline

**UL Rating – 300 V, 15 A**

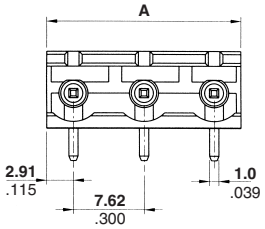


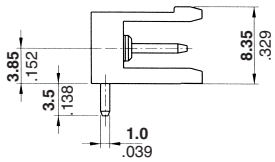


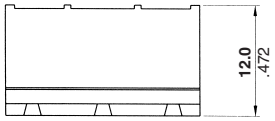


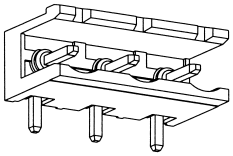

**Recommended PC Board Layout**

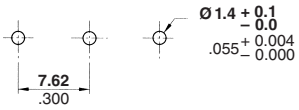


| No. of Positions | Dim. A | Part Numbers | |
|---|---|---|---|
| | | Green | Black* |
| 2 | **13.44** [0.529] | 282965-2 | 1776152-2 |
| 3 | **21.06** [0.829] | 282965-3 | 1776152-3 |
| 4 | **28.68** [1.129] | 282965-4 | — |
| 5 | **36.30** [1.429] | 282965-5 | — |
| 6 | **43.92** [1.729] | 282965-6 | — |
| 7 | **51.54** [2.029] | 282965-7 | — |

| No. of Positions | Dim. A | Part Numbers | |
|---|---|---|---|
| | | Green | Black* |
| 8 | **59.16** [2.329] | 282965-8 | — |
| 9 | **66.78** [2.629] | 282965-9 | — |
| 10 | **74.40** [2.929] | 1-282965-0 | — |
| 11 | **82.02** [3.229] | 1-282965-1 | — |
| 12 | **89.64** [3.529] | 1-282965-2 | — |

*Wave solder process capable to 265°C [509°F] for 10 seconds
Dimensions may vary from what is shown for High Temperature Parts.
Please check Customer Drawing.

### Right-Angle, Closed End Headers, 7.62 mm Centerline

**UL Rating – 300 V, 15 A**

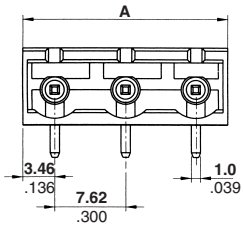


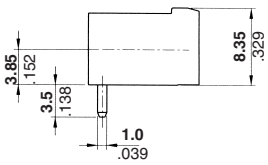


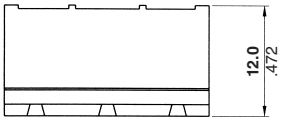


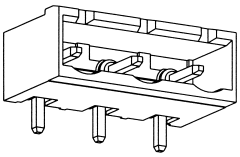

**Recommended PC Board Layout**

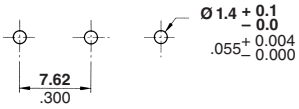


| No. of Positions | Dim. A | Part Numbers | |
|---|---|---|---|
| | | Green | Black* |
| 2 | **14.44** [0.568] | 282966-2 | 1776155-2 |
| 3 | **22.06** [0.868] | 282966-3 | 1776155-3 |
| 4 | **29.68** [1.168] | 282966-4 | 1776155-4 |
| 5 | **37.30** [1.468] | 282966-5 | 1776155-5 |
| 6 | **44.92** [1.768] | 282966-6 | 1776155-6 |
| 7 | **52.54** [2.068] | 282966-7 | 1776155-7 |

| No. of Positions | Dim. A | Part Numbers | |
|---|---|---|---|
| | | Green | Black* |
| 8 | **60.16** [2.368] | 282966-8 | 1776155-8 |
| 9 | **67.78** [2.668] | 282966-9 | 1776155-9 |
| 10 | **75.40** [2.968] | 1-282966-0 | 1-1776155-0 |
| 11 | **83.02** [3.268] | 1-282966-1 | 1-1776155-1 |
| 12 | **90.64** [3.568] | 1-282966-2 | 1-1776155-2 |

*Wave solder process capable to 265°C [509°F] for 10 seconds
Dimensions may vary from what is shown for High Temperature Parts.
Please check Customer Drawing.

**Note:** All part numbers are RoHS Compliant.

## Two-Piece Terminal Block Connectors (Continued)

### Right-Angle, Open End Headers, 10.0 mm Centerline

**UL Rating – 600 V, 15 A**

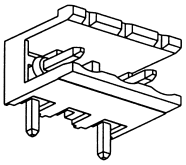

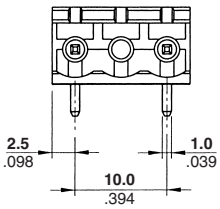


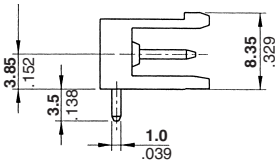


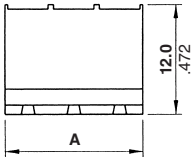


**Recommended PC Board Layout**

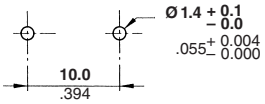


| No. of Positions | Dim. A | Part Numbers | | No. of Positions | Dim. A | Part Numbers | |
|---|---|---|---|---|---|---|---|
| | | Green | Black* | | | Green | Black* |
| 2 | **15.0** [0.591] | 282817-2 | 1776158-2 | 8 | **75.0** [2.953] | 282817-8 | — |
| 3 | **25.0** [0.984] | 282817-3 | 1776158-3 | 9 | **85.0** [3.346] | 282817-9 | — |
| 4 | **35.0** [1.378] | 282817-4 | 1776158-4 | 10 | **95.0** [3.740] | 1-282817-0 | — |
| 5 | **45.0** [1.772] | 282817-5 | — | 11 | **105.0** [4.134] | 1-282817-1 | — |
| 6 | **55.0** [2.165] | 282817-6 | — | 12 | **115.0** [4.528] | 1-282817-2 | — |
| 7 | **65.0** [2.559] | 282817-7 | — | 13 | **125.0** [4.921] | 1-282817-3 | — |

*Wave solder process capable to 265°C [509°F] for 10 seconds. Dimensions may vary from what is shown for High Temperature Parts. Please check Customer Drawing.

### Right-Angle, Closed End Headers, 10.0 mm Centerline

**UL Rating – 600 V, 15 A**

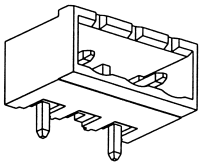

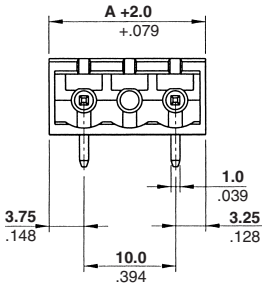


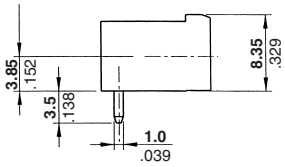


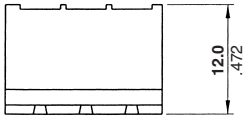


**Recommended PC Board Layout**

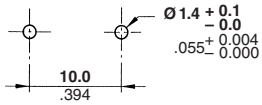


| No. of Positions | Dim. A | Part Numbers | | No. of Positions | Dim. A | Part Numbers | |
|---|---|---|---|---|---|---|---|
| | | Green | Black* | | | Green | Black* |
| 2 | **15.0** [0.591] | 282816-2 | 1776162-2 | 8 | **75.0** [2.953] | 282816-8 | — |
| 3 | **25.0** [0.984] | 282816-3 | 1776162-3 | 9 | **85.0** [3.346] | 282816-9 | — |
| 4 | **35.0** [1.378] | 282816-4 | 1776162-4 | 10 | **95.0** [3.740] | 1-282816-0 | — |
| 5 | **45.0** [1.772] | 282816-5 | — | 11 | **105.0** [4.134] | 1-282816-1 | — |
| 6 | **55.0** [2.165] | 282816-6 | — | 12 | **115.0** [4.528] | 1-282816-2 | — |
| 7 | **65.0** [2.559] | 282816-7 | — | 13 | **125.0** [4.921] | 1-282816-3 | — |

*Wave solder process capable to 265°C [509°F] for 10 seconds. Dimensions may vary from what is shown for High Temperature Parts. Please check Customer Drawing.



Dimensions are in millimeters and inches unless otherwise specified.

Dimensions are shown for reference purposes only. Specifications subject to change.

USA: 1-800-522-6752
Canada: 1-905-470-4425
Mexico: 01-800-733-8926
C. America: 52-55-1106-0803

South America: 55-11-2103-6000
Hong Kong: 852-2735-1628
Japan: 81-44-844-8013
UK: 8706-080-208

**Note:** All part numbers are RoHS Compliant.



## Two-Piece Terminal Block Connectors (Continued)

### Right-Angle, Open End Headers, 10.16 mm Centerline

**UL Rating – 600 V, 15 A**

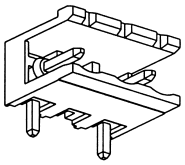

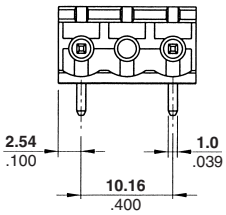


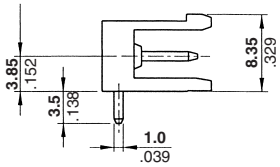


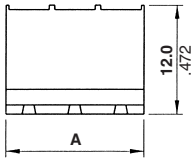


**Recommended PC Board Layout**

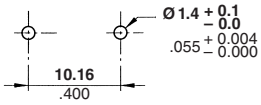


| No. of Positions | Dim. A | Part Numbers | |
|---|---|---|---|
| | | Green | Black* |
| 2 | **15.24** [0.60] | 282819-2 | 1776159-2 |
| 3 | **25.40** [1.00] | 282819-3 | 1776159-3 |
| 4 | **35.56** [1.40] | 282819-4 | 1776159-4 |
| 5 | **45.72** [1.80] | 282819-5 | — |
| 6 | **55.88** [2.20] | 282819-6 | — |
| 7 | **66.04** [2.60] | 282819-7 | — |

| No. of Positions | Dim. A | Part Numbers | |
|---|---|---|---|
| | | Green | Black* |
| 8 | **76.20** [3.00] | 282819-8 | — |
| 9 | **86.36** [3.40] | 282819-9 | — |
| 10 | **96.52** [3.80] | 1-282819-0 | — |
| 11 | **106.68** [4.20] | 1-282819-1 | — |
| 12 | **116.84** [4.60] | 1-282819-2 | — |
| 13 | **127.00** [5.00] | 1-282819-3 | — |

*Wave solder process capable to 265°C [509°F] for 10 seconds. Dimensions may vary from what is shown for High Temperature Parts. Please check Customer Drawing.

### Right-Angle, Closed End Headers, 10.16 mm Centerline

**UL Rating – 600 V, 15 A**

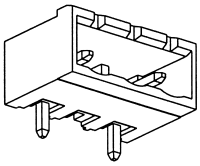

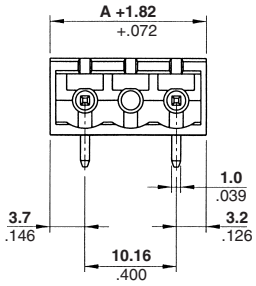


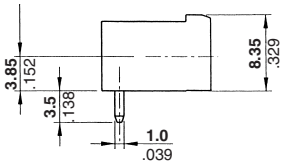


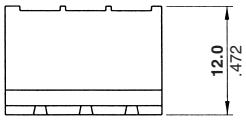


**Recommended PC Board Layout**

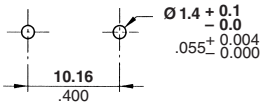


| No. of Positions | Dim. A | Part Numbers | |
|---|---|---|---|
| | | Green | Black* |
| 2 | **15.24** [0.60] | 282818-2 | 1776163-2 |
| 3 | **25.40** [1.00] | 282818-3 | 1776163-3 |
| 4 | **35.56** [1.40] | 282818-4 | 1776163-4 |
| 5 | **45.72** [1.80] | 282818-5 | — |
| 6 | **55.88** [2.20] | 282818-6 | — |
| 7 | **66.04** [2.60] | 282818-7 | — |

| No. of Positions | Dim. A | Part Numbers | |
|---|---|---|---|
| | | Green | Black* |
| 8 | **76.20** [3.00] | 282818-8 | — |
| 9 | **86.36** [3.40] | 282818-9 | — |
| 10 | **96.52** [3.80] | 1-282818-0 | — |
| 11 | **106.68** [4.20] | 1-282818-1 | — |
| 12 | **116.84** [4.60] | 1-282818-2 | — |
| 13 | **127.00** [5.00] | 1-282818-3 | — |

*Wave solder process capable to 265°C [509°F] for 10 seconds. Dimensions may vary from what is shown for High Temperature Parts. Please check Customer Drawing.



Dimensions are in millimeters and inches unless otherwise specified.

Dimensions are shown for reference purposes only. Specifications subject to change.

USA: 1-800-522-6752
Canada: 1-905-470-4425
Mexico: 01-800-733-8926
C. America: 52-55-1106-0803

South America: 55-11-2103-6000
Hong Kong: 852-2735-1628
Japan: 81-44-844-8013
UK: 8706-080-208

**Note:** All part numbers are RoHS Compliant.

## Two-Piece Terminal Block Connectors (Continued)

### Right-Angle, Open End Stacking Headers with Interlock, 5.0 mm Centerline

**UL Rating – 300 V, 15 A**

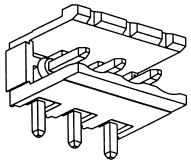

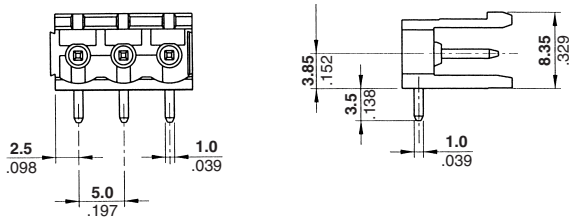


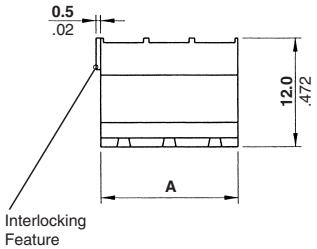


**Recommended PC Board Layout**

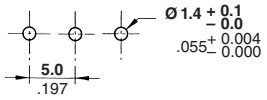


| No. of Positions | Dim. A | Part Numbers | |
|---|---|---|---|
| | | Green | Black* |
| 2 | **10.0** [.394] | 282811-2 | 1776144-2 |
| 3 | **15.0** [.591] | 282811-3 | 1776144-3 |
| 4 | **20.0** [.787] | 282811-4 | 1776144-4 |

*Wave solder process capable to 265°C [509°F] for 10 seconds
Dimensions may vary from what is shown for High Temperature Parts.
Please check Customer Drawing.

### Right-Angle, Open End Stacking Headers with Interlock, 5.08 mm Centerline

**UL Rating – 300 V, 15 A**

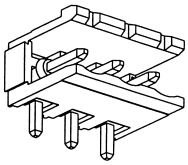

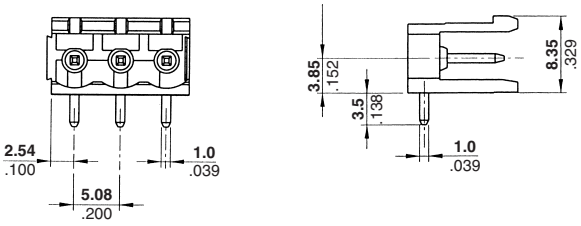


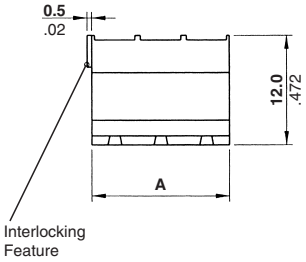


**Recommended PC Board Layout**

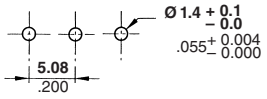


| No. of Positions | Dim. A | Part Numbers | |
|---|---|---|---|
| | | Green | Black* |
| 2 | **10.16** [.400] | 282814-2 | 1776145-2 |
| 3 | **15.24** [.600] | 282814-3 | 1776145-3 |
| 4 | **20.32** [.800] | 282814-4 | 1776145-4 |

*Wave solder process capable to 265°C [509°F] for 10 seconds
Dimensions may vary from what is shown for High Temperature Parts.
Please check Customer Drawing.

**Note:** All part numbers are RoHS Compliant.



## Two-Piece Terminal Block Connectors (Continued)

**Right-Angle, Closed End Headers, w/Ejectors, 5.08 mm Centerline Color – Green**

**UL Rating – 300 V, 15 A**

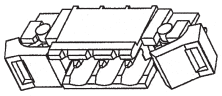

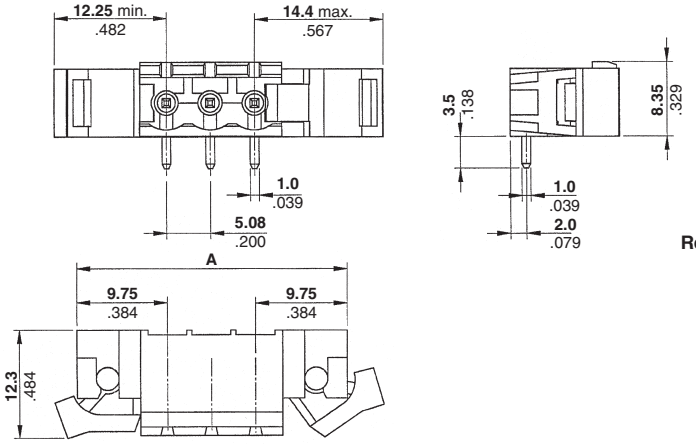


**Recommended PC Board Layout**

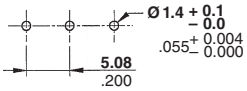


| No. of Positions | Dim. A | Part Numbers |
|---|---|---|
| 2 | **24.58** [.968] | 284008-2 |
| 3 | **29.66** [1.168] | 284008-3 |
| 4 | **34.74** [1.368] | 284008-4 |
| 5 | **39.82** [1.568] | 284008-5 |
| 6 | **44.90** [1.768] | 284008-6 |
| 7 | **49.98** [1.968] | 284008-7 |
| 8 | **55.06** [2.168] | 284008-8 |
| 9 | **60.14** [2.368] | 284008-9 |
| 10 | **65.22** [2.568] | 1-284008-0 |
| 11 | **70.30** [2.768] | 1-284008-1 |

| No. of Positions | Dim. A | Part Numbers |
|---|---|---|
| 12 | **75.38** [2.968] | 1-284008-2 |
| 13 | **80.46** [3.168] | 1-284008-3 |
| 14 | **85.54** [3.368] | 1-284008-4 |
| 15 | **90.62** [3.568] | 1-284008-5 |
| 16 | **95.70** [3.768] | 1-284008-6 |
| 17 | **100.78** [3.968] | 1-284008-7 |
| 18 | **105.86** [4.168] | 1-284008-8 |
| 19 | **110.94** [4.368] | 1-284008-9 |
| 20 | **116.02** [4.568] | 2-284008-0 |
| 21 | **121.10** [4.768] | 2-284008-1 |



Dimensions are in millimeters and inches unless otherwise specified.

Dimensions are shown for reference purposes only. Specifications subject to change.

USA: 1-800-522-6752
Canada: 1-905-470-4425
Mexico: 01-800-733-8926
C. America: 52-55-1106-0803

South America: 55-11-2103-6000
Hong Kong: 852-2735-1628
Japan: 81-44-844-8013
UK: 8706-080-208

**Note:** All part numbers are RoHS Compliant.

## Two-Piece Terminal Block Connectors (Continued)

### Vertical, Closed End Double-Row Header 5.0 mm Centerline Color – See chart.

**UL Rating – 300 V, 12 A**

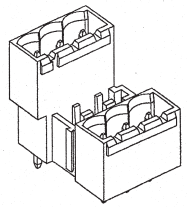

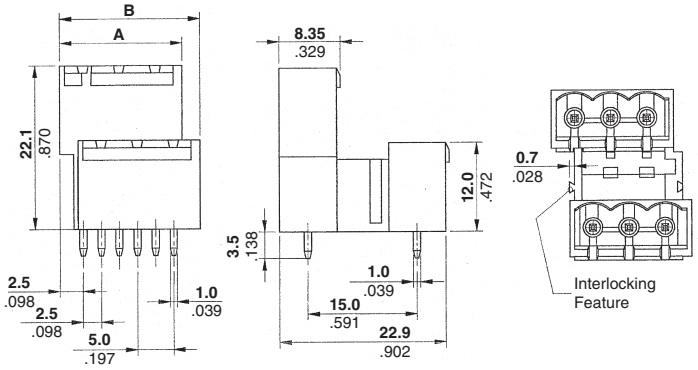


**Recommended PC Board Layout**

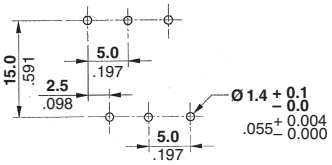


| No. of Positions | Dimensions A | Dimensions B | Part Numbers Green | Part Numbers Gray | Part Numbers Black* |
|---|---|---|---|---|---|
| 2 | **12.0** [0.472] | **14.5** [0.571] | 284056-2 | 1546106-2 | 1776164-2 |
| 3 | **17.0** [0.669] | **19.5** [0.768] | 284056-3 | 1546106-3 | 1776164-3 |
| 4 | **22.0** [0.866] | **24.5** [0.965] | 284056-4 | 1546106-4 | 1776164-4 |
| 5 | **27.0** [1.063] | **29.5** [1.161] | 284056-5 | 1546106-5 | 1776164-5 |
| 6 | **32.0** [1.260] | **34.5** [1.358] | 284056-6 | 1546106-6 | 1776164-6 |
| 7 | **37.0** [1.457] | **39.5** [1.555] | 284056-7 | 1546106-7 | 1776164-7 |
| 8 | **42.0** [1.654] | **44.5** [1.752] | 284056-8 | 1546106-8 | 1776164-8 |
| 9 | **47.0** [1.850] | **49.5** [1.949] | 284056-9 | 1546106-9 | — |
| 10 | **52.0** [2.047] | **54.5** [2.146] | 284056-10 | 1-1546106-0 | — |
| 11 | **57.0** [2.244] | **59.5** [2.343] | 284056-11 | 1-1546106-1 | — |
| 12 | **62.0** [2.441] | **64.5** [2.539] | 284056-12 | 1-1546106-2 | — |
| 13 | **67.0** [2.638] | **69.5** [2.736] | 284056-13 | 1-1546106-3 | — |

| No. of Positions | Dimensions A | Dimensions B | Part Numbers Green | Part Numbers Gray | Part Numbers Black* |
|---|---|---|---|---|---|
| 14 | **72.0** [2.835] | **74.5** [2.933] | 284056-14 | 1-1546106-4 | — |
| 15 | **77.0** [3.031] | **79.5** [3.130] | 284056-15 | 1-1546106-5 | — |
| 16 | **82.0** [3.228] | **84.5** [3.327] | 284056-16 | 1-1546106-6 | — |
| 17 | **87.0** [3.425] | **89.5** [3.524] | 284056-17 | 1-1546106-7 | — |
| 18 | **92.0** [3.622] | **94.5** [3.720] | 284056-18 | 1-1546106-8 | — |
| 19 | **97.0** [3.819] | **99.5** [3.917] | 284056-19 | 1-1546106-9 | — |
| 20 | **102.0** [4.016] | **104.5** [4.114] | 284056-20 | 2-1546106-0 | — |
| 21 | **107.0** [4.213] | **109.5** [4.311] | 284056-21 | 2-1546106-1 | — |
| 22 | **112.0** [4.409] | **114.5** [4.508] | 284056-22 | 2-1546106-2 | — |
| 23 | **117.0** [4.606] | **119.5** [4.705] | 284056-23 | 2-1546106-3 | — |
| 24 | **122.0** [4.803] | **124.5** [4.902] | 284056-24 | 2-1546106-4 | — |
| 25 | **127.0** [5.000] | **129.5** [5.098] | 284056-25 | 2-1546106-5 | — |

*Wave solder process capable to 265°C [509°F] for 10 seconds

### Vertical, Closed End Double-Row Header 5.08 mm Centerline

**UL Rating – 300 V, 12 A**

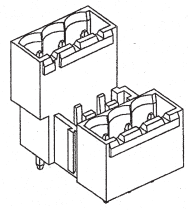

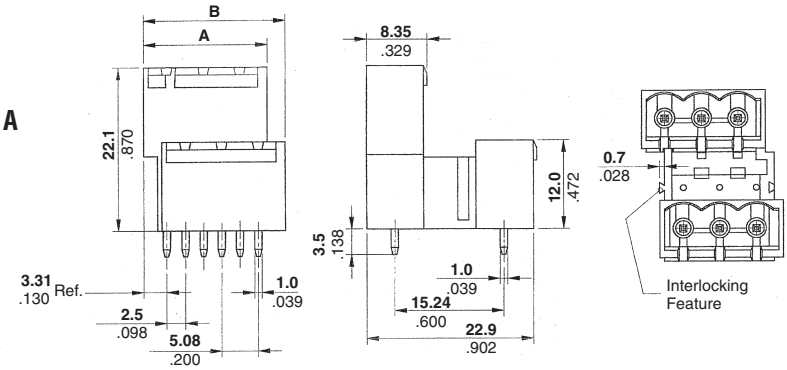


**Recommended PC Board Layout**

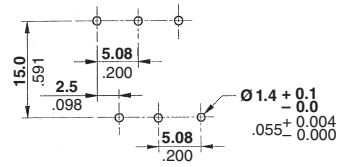


| No. of Positions | Dim. A | Dim. B | Part Numbers Green | Part Numbers Black* |
|---|---|---|---|---|
| 2 | **12.20** [0.48] | **14.74** [0.58] | 284065-2 | 1776165-2 |
| 3 | **17.28** [0.68] | **19.82** [0.78] | 284065-3 | 1776165-3 |
| 4 | **22.36** [0.88] | **24.90** [0.98] | 284065-4 | 1776165-4 |
| 5 | **27.44** [1.08] | **29.98** [1.18] | 284065-5 | 1776165-5 |
| 6 | **32.52** [1.28] | **35.06** [1.38] | 284065-6 | 1776165-6 |
| 7 | **37.60** [1.48] | **40.14** [1.58] | 284065-7 | 1776165-7 |
| 8 | **42.68** [1.68] | **45.22** [1.78] | 284065-8 | 1776165-8 |
| 9 | **47.76** [1.88] | **50.30** [1.98] | 284065-9 | — |
| 10 | **52.84** [2.08] | **55.38** [2.18] | 1-284065-0 | — |
| 11 | **57.92** [2.28] | **60.46** [2.68] | 1-284065-1 | — |
| 12 | **63.00** [2.48] | **65.54** [2.58] | 1-284065-2 | — |
| 13 | **68.08** [2.68] | **70.62** [2.78] | 1-284065-3 | — |

| No. of Positions | Dim. A | Dim. B | Part Numbers Green | Part Numbers Black* |
|---|---|---|---|---|
| 14 | **72.0** [2.835] | **74.5** [2.933] | 1-284065-4 | — |
| 15 | **77.0** [3.031] | **79.5** [3.130] | 1-284065-5 | — |
| 16 | **82.0** [3.228] | **84.5** [3.327] | 1-284065-6 | — |
| 17 | **87.0** [3.425] | **89.5** [3.524] | 1-284065-7 | — |
| 18 | **92.0** [3.622] | **94.5** [3.720] | 1-284065-8 | — |
| 19 | **97.0** [3.819] | **99.5** [3.917] | 1-284065-9 | — |
| 20 | **102.0** [4.016] | **104.5** [4.114] | 2-284065-0 | — |
| 21 | **107.0** [4.213] | **109.5** [4.311] | 2-284065-1 | — |
| 22 | **112.0** [4.409] | **114.5** [4.508] | 2-284065-2 | — |
| 23 | **117.0** [4.606] | **119.5** [4.705] | 2-284065-3 | — |
| 24 | **122.0** [4.803] | **124.5** [4.902] | 2-284065-4 | — |
| 25 | **127.0** [5.000] | **129.5** [5.098] | 2-284065-5 | — |

*Wave solder process capable to 265°C [509°F] for 10 seconds



Dimensions are in millimeters and inches unless otherwise specified.

Dimensions are shown for reference purposes only. Specifications subject to change.

USA: 1-800-522-6752
Canada: 1-905-470-4425
Mexico: 01-800-733-8926
C. America: 52-55-1106-0803

South America: 55-11-2103-6000
Hong Kong: 852-2735-1628
Japan: 81-44-844-8013
UK: 8706-080-208

**Note:** All part numbers are RoHS Compliant.



## Two-Piece Terminal Block Connectors (Continued)

### Vertical, Closed End Double-Row Header 10.0 mm Centerline Color – Black

**UL Rating – 600 V, 12 A**

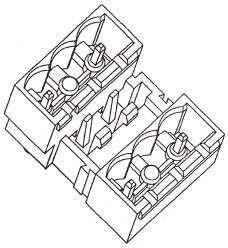

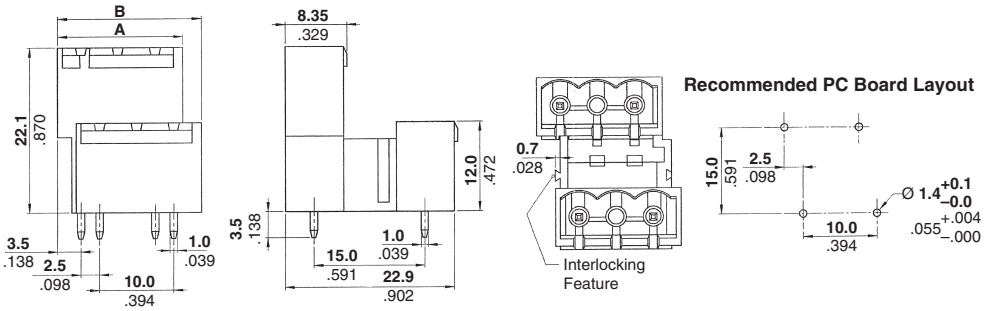


| No. of Positions | Dim. A | Dim. B | Part Numbers* |
|---|---|---|---|
| 2 | **17.0** [0.669] | **19.5** [0.768] | 1776168-2 |
| 3 | **27.0** [1.063] | **29.5** [1.161] | 1776168-3 |
| 4 | **37.0** [1.457] | **39.5** [1.555] | 1776168-4 |

*Wave solder process capable to 265°C [509°F] for 10 seconds

### Vertical, Closed End Double-Row Header 10.16 mm Centerline Color – Black

**UL Rating – 600 V, 12 A**

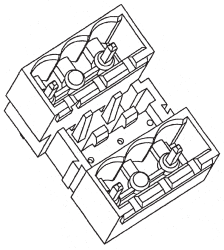

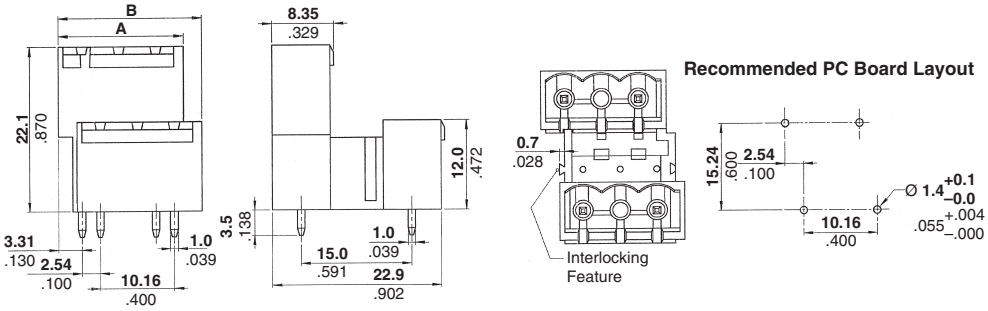


| No. of Positions | Dim. A | Dim. B | Part Numbers* |
|---|---|---|---|
| 2 | **17.28** [0.68] | **19.82** [0.78] | 1776169-2 |
| 3 | **27.44** [1.08] | **29.98** [1.18] | 1776169-3 |
| 4 | **37.60** [1.48] | **40.14** [1.58] | 1776169-4 |

*Wave solder process capable to 265°C [509°F] for 10 seconds



Dimensions are in millimeters and inches unless otherwise specified.

Dimensions are shown for reference purposes only. Specifications subject to change.

USA: 1-800-522-6752
Canada: 1-905-470-4425
Mexico: 01-800-733-8926
C. America: 52-55-1106-0803

South America: 55-11-2103-6000
Hong Kong: 852-2735-1628
Japan: 81-44-844-8013
UK: 8706-080-208

**Note:** All part numbers are RoHS Compliant.

## Two-Piece Terminal Block Connectors (Continued)

### Right-Angle, Open End Double-Row Header w/Interlock, 5.0 mm Centerline Color – Green

**UL Rating – 300 V, 12 A**

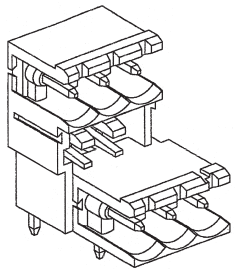

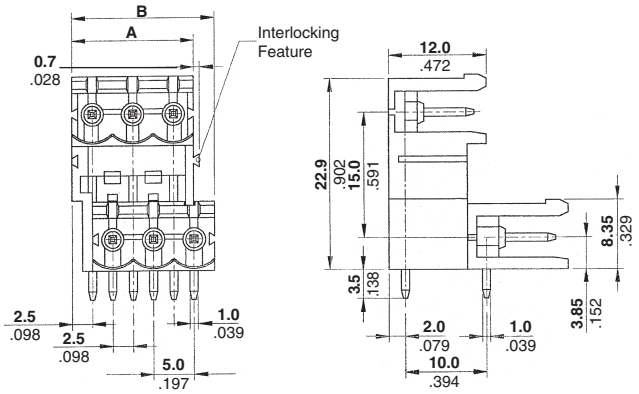


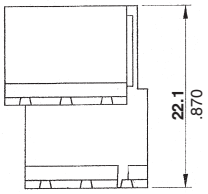


**Recommended PC Board Layout**

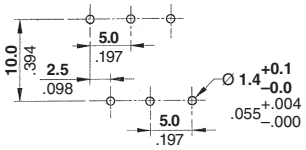


| No. of Positions | Dim. A | Dim. B | Part Numbers |
|---|---|---|---|
| 2 | **10.0** [.394] | **12.5** [.492] | 284052-2 |
| 3 | **15.0** [.591] | **17.5** [.689] | 284052-3 |

### Right-Angle, Open End Double-Row Header w/Interlock, 5.08 mm Centerline Color – See chart.

**UL Rating – 300 V, 12 A**

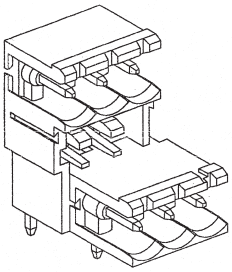

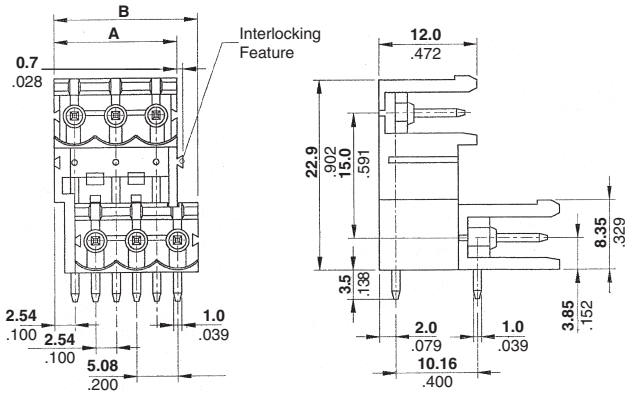


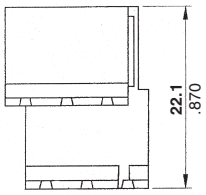


**Recommended PC Board Layout**

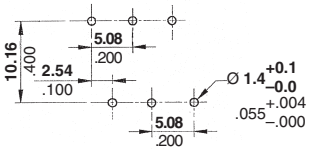


| No. of Positions | Dim. A | Dim. B | Part Numbers Green | Part Numbers Gray |
|---|---|---|---|---|
| 2 | **10.16** [.400] | **12.70** [.500] | 284053-2 | 1546237-2 |
| 3 | **15.24** [.600] | **17.78** [.700] | 284053-3 | 1546237-3 |



Dimensions are in millimeters and inches unless otherwise specified.

Dimensions are shown for reference purposes only. Specifications subject to change.

USA: 1-800-522-6752
Canada: 1-905-470-4425
Mexico: 01-800-733-8926
C. America: 52-55-1106-0803

South America: 55-11-2103-6000
Hong Kong: 852-2735-1628
Japan: 81-44-844-8013
UK: 8706-080-208

**Note:** All part numbers are RoHS Compliant.



## Two-Piece Terminal Block Connectors (Continued)

### Right-Angle, Closed End Double-Row Header w/Interlock, 5.0 mm Centerline Color – Black

### UL Rating – 300 V, 12 A

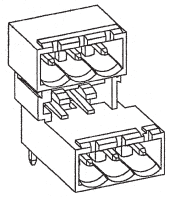

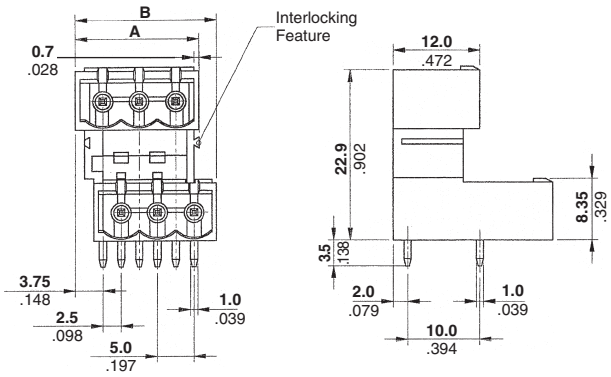


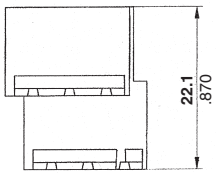


**Recommended PC Board Layout**

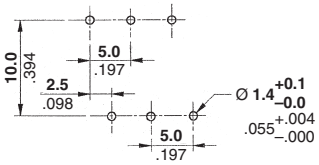


| No. of Positions | Dim. A | Dim. B | Part Numbers* |
|---|---|---|---|
| 2 | **12.0** [0.472] | **14.5** [0.571] | 1776166-2 |
| 3 | **17.0** [0.669] | **19.5** [0.768] | 1776166-3 |
| 4 | **22.0** [0.866] | **24.5** [0.965] | 1776166-4 |
| 5 | **27.0** [1.063] | **29.5** [1.161] | 1776166-5 |
| 6 | **32.0** [1.260] | **34.5** [1.358] | 1776166-6 |
| 7 | **37.0** [1.457] | **39.5** [1.555] | 1776166-7 |
| 8 | **42.0** [1.654] | **44.5** [1.752] | 1776166-8 |

*Wave solder process capable to 265°C [509°F] for 10 seconds

### Right-Angle, Closed End Double-Row Header w/Interlock, 5.08 mm Centerline

### UL Rating – 300 V, 12 A

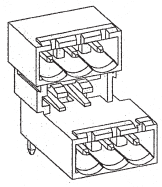

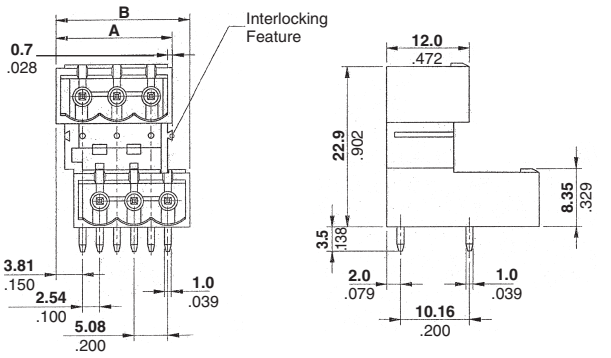


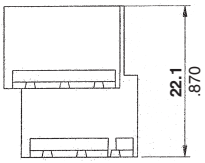


**Recommended PC Board Layout**

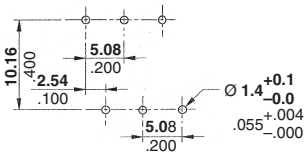


| No. of Positions | Dim. A | Dim. B | Part Numbers Green | Part Numbers Black* |
|---|---|---|---|---|
| 2 | **12.20** [0.48] | **14.74** [0.58] | 284061-2 | 1776167-2 |
| 3 | **17.28** [0.68] | **19.82** [0.78] | 284061-3 | 1776167-3 |
| 4 | **22.36** [0.88] | **24.90** [0.98] | 284061-4 | 1776167-4 |
| 5 | **27.44** [1.08] | **29.98** [1.18] | 284061-5 | 1776167-5 |
| 6 | **32.52** [1.28] | **35.06** [1.38] | 284061-6 | 1776167-6 |
| 7 | **37.60** [1.48] | **40.14** [1.58] | 284061-7 | 1776167-7 |
| 8 | **42.68** [1.68] | **45.22** [1.78] | 284061-8 | 1776167-8 |
| 9 | **47.76** [1.88] | **50.30** [1.98] | 284061-9 | — |
| 10 | **52.84** [2.08] | **55.38** [2.18] | 1-284061-0 | — |
| 11 | **57.92** [2.28] | **60.46** [2.68] | 1-284061-1 | — |
| 12 | **63.00** [2.48] | **65.54** [2.58] | 1-284061-2 | — |
| 13 | **68.08** [2.68] | **70.62** [2.78] | 1-284061-3 | — |

| No. of Positions | Dim. A | Dim. B | Part Numbers Green | Part Numbers Black* |
|---|---|---|---|---|
| 14 | **73.16** [2.88] | **75.70** [2.98] | 1-284061-4 | — |
| 15 | **78.24** [3.08] | **80.78** [3.18] | 1-284061-5 | — |
| 16 | **83.32** [3.28] | **85.86** [3.38] | 1-284061-6 | — |
| 17 | **88.40** [3.48] | **90.94** [3.58] | 1-284061-7 | — |
| 18 | **93.48** [3.68] | **96.02** [3.78] | 1-284061-8 | — |
| 19 | **98.56** [3.88] | **101.10** [3.98] | 1-284061-9 | — |
| 20 | **103.64** [4.08] | **106.18** [4.18] | 2-284061-0 | — |
| 21 | **108.72** [4.48] | **111.26** [4.38] | 2-284061-1 | — |
| 22 | **113.80** [4.88] | **116.34** [4.58] | 2-284061-2 | — |
| 23 | **118.88** [4.68] | **121.42** [4.78] | 2-284061-3 | — |
| 24 | **123.96** [4.88] | **126.50** [4.98] | 2-284061-4 | — |
| 25 | **129.04** [5.08] | **131.58** [5.18] | 2-284061-5 | — |

*Wave solder process capable to 265°C [509°F] for 10 seconds



Catalog 1308389
Revised 6-07

www.tycoelectronics.com

Dimensions are in millimeters and inches unless otherwise specified.

Dimensions are shown for reference purposes only. Specifications subject to change.

USA: 1-800-522-6752
Canada: 1-905-470-4425
Mexico: 01-800-733-8926
C. America: 52-55-1106-0803

South America: 55-11-2103-6000
Hong Kong: 852-2735-1628
Japan: 81-44-844-8013
UK: 8706-080-208

**Note:** All part numbers are RoHS Compliant.

## Two-Piece Terminal Block Connectors (Continued)

### Right-Angle, Closed End Double-Row Header w/Interlock, 10.0 mm Centerline Color – Black

**UL Rating – 600 V, 12 A**

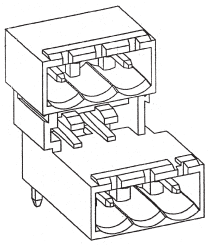

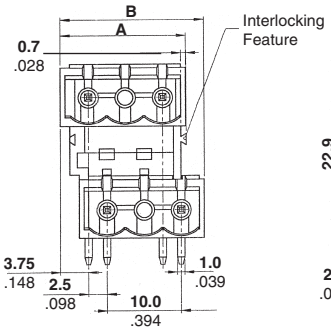


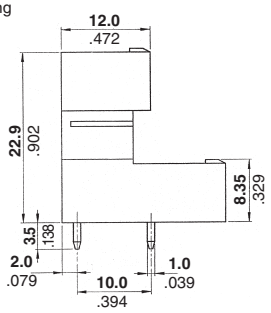


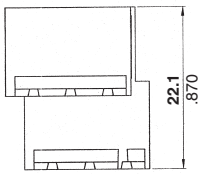


**Recommended PC Board Layout**

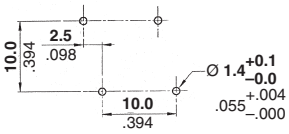


| No. of Positions | Dim. A | Dim. B | Part Numbers* |
|---|---|---|---|
| 2 | **17.0** [0.669] | **19.5** [0.768] | 1776170-2 |
| 3 | **27.0** [1.063] | **29.5** [1.161] | 1776170-3 |
| 4 | **37.0** [1.457] | **39.5** [1.555] | 1776170-4 |

*Wave solder process capable to 265°C [509°F] for 10 seconds

### Right-Angle, Closed End Double-Row Header w/Interlock, 10.16 mm Centerline Color – Black

**UL Rating – 600 V, 12 A**

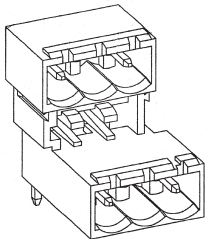

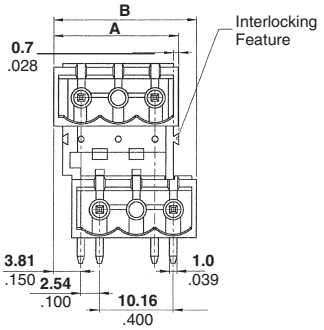


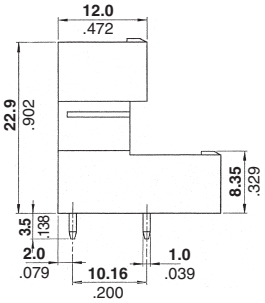


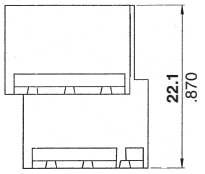


**Recommended PC Board Layout**

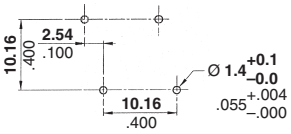


| No. of Positions | Dim. A | Dim. B | Part Numbers* |
|---|---|---|---|
| 2 | **17.28** [0.68] | **19.82** [0.78] | 1776171-2 |
| 3 | **27.44** [1.08] | **29.98** [1.18] | 1776171-3 |
| 4 | **37.60** [1.48] | **40.14** [1.58] | 1776171-4 |

*Wave solder process capable to 265°C [509°F] for 10 seconds



Dimensions are in millimeters and inches unless otherwise specified.

Dimensions are shown for reference purposes only. Specifications subject to change.

USA: 1-800-522-6752
Canada: 1-905-470-4425
Mexico: 01-800-733-8926
C. America: 52-55-1106-0803

South America: 55-11-2103-6000
Hong Kong: 852-2735-1628
Japan: 81-44-844-8013
UK: 8706-080-208

**Note:** All part numbers are RoHS Compliant.



## Two-Piece Terminal Block Connectors (Continued)

### Plug, Right-Angle w/Screw Flange 3.5 mm Centerline Color – Green

**UL Rating – 300 V, 11 A 14-30 AWG**

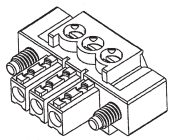

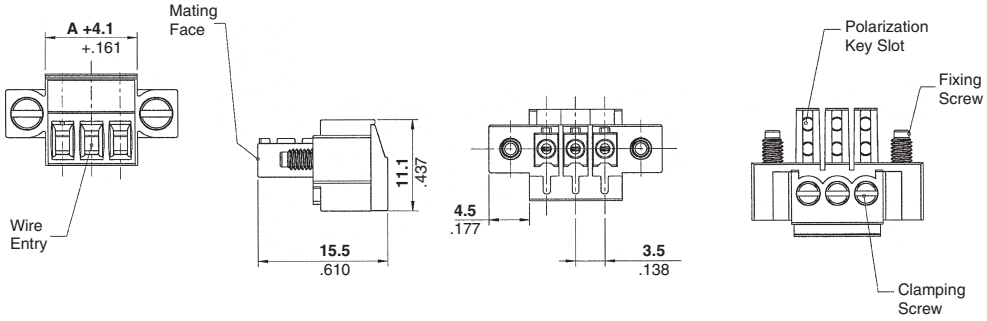


**Suggested Screw Torque**—
2.7 in.-lb.

| No. of Positions | Dim. A | Part Numbers |
|---|---|---|
| 2 | **3.5** [0.138] | 284510-2 |
| 3 | **7.0** [0.276] | 284510-3 |
| 4 | **10.5** [0.413] | 284510-4 |
| 5 | **14.0** [0.551] | 284510-5 |
| 6 | **17.5** [0.689] | 284510-6 |
| 7 | **21.0** [0.827] | 284510-7 |
| 8 | **24.5** [0.965] | 284510-8 |
| 9 | **28.0** [1.102] | 284510-9 |
| 10 | **31.5** [1.240] | 1-284510-0 |
| 11 | **35.0** [1.378] | 1-284510-1 |
| 12 | **38.5** [1.516] | 1-284510-2 |

| No. of Positions | Dim. A | Part Numbers |
|---|---|---|
| 13 | **42.0** [1.654] | 1-284510-3 |
| 14 | **45.5** [1.791] | 1-284510-4 |
| 15 | **49.0** [1.929] | 1-284510-5 |
| 16 | **52.5** [2.067] | 1-284510-6 |
| 17 | **56.0** [2.205] | 1-284510-7 |
| 18 | **59.5** [2.343] | 1-284510-8 |
| 19 | **63.0** [2.480] | 1-284510-9 |
| 20 | **66.5** [2.618] | 2-284510-0 |
| 21 | **70.0** [2.756] | 2-284510-1 |
| 22 | **73.5** [2.894] | 2-284510-2 |
| 23 | **77.0** [3.031] | 2-284510-3 |

### Plug, Right-Angle w/Screw Flange 3.81 mm Centerline Color – Green

**UL Rating – 300 V, 11 A 14-30 AWG**

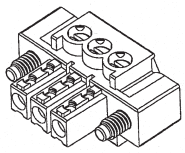

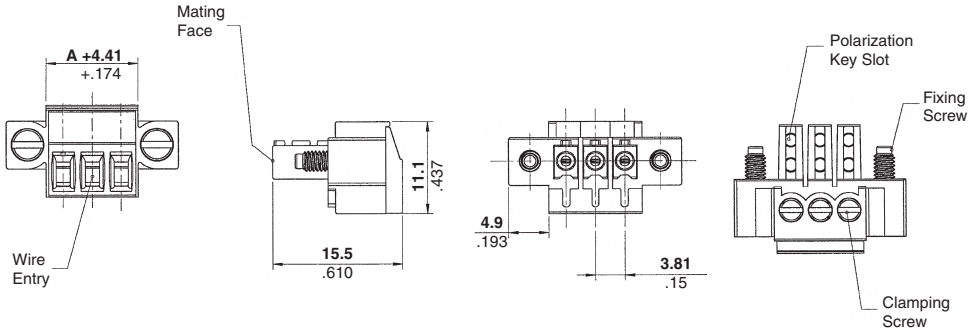


**Suggested Screw Torque**—
2.7 in.-lb.

| No. of Positions | Dim. A | Part Numbers |
|---|---|---|
| 2 | **3.81** [0.15] | 284511-2 |
| 3 | **7.62** [0.30] | 284511-3 |
| 4 | **11.43** [0.45] | 284511-4 |
| 5 | **15.24** [0.60] | 284511-5 |
| 6 | **19.05** [0.75] | 284511-6 |
| 7 | **22.86** [0.90] | 284511-7 |
| 8 | **26.67** [1.05] | 284511-8 |
| 9 | **30.48** [1.20] | 284511-9 |
| 10 | **34.29** [1.35] | 1-284511-0 |
| 11 | **38.10** [1.50] | 1-284511-1 |
| 12 | **41.91** [1.65] | 1-284511-2 |

| No. of Positions | Dim. A | Part Numbers |
|---|---|---|
| 13 | **45.72** [1.80] | 1-284511-3 |
| 14 | **49.53** [1.95] | 1-284511-4 |
| 15 | **53.34** [2.10] | 1-284511-5 |
| 16 | **57.15** [2.25] | 1-284511-6 |
| 17 | **60.96** [2.40] | 1-284511-7 |
| 18 | **64.77** [2.55] | 1-284511-8 |
| 19 | **68.58** [2.70] | 1-284511-9 |
| 20 | **72.39** [2.85] | 2-284511-0 |
| 21 | **76.20** [3.00] | 2-284511-1 |
| 22 | **80.01** [3.15] | 2-284511-2 |
| 23 | **83.82** [3.30] | 2-284511-3 |



Dimensions are in millimeters and inches unless otherwise specified.

Dimensions are shown for reference purposes only. Specifications subject to change.

USA: 1-800-522-6752
Canada: 1-905-470-4425
Mexico: 01-800-733-8926
C. America: 52-55-1106-0803

South America: 55-11-2103-6000
Hong Kong: 852-2735-1628
Japan: 81-44-844-8013
UK: 8706-080-208

**Note:** All part numbers are RoHS Compliant.

## Two-Piece Terminal Block Connectors (Continued)

### Plug, Right-Angle w/Locking Screw Flange, 5.0 mm Centerline Color – Green

### UL Rating – 300 V, 15 A 12-30 AWG

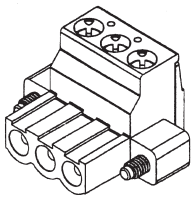

**Suggested Screw Torque**—
7.0 in.-lb.

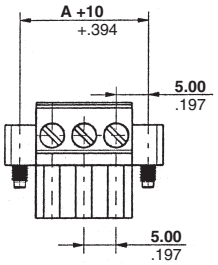


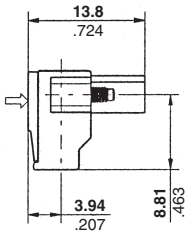


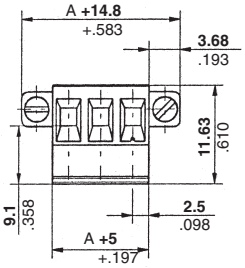


| No. of Positions | Dim. A | Part Numbers |
|---|---|---|
| 2 | **5.0** [0.197] | 796858-2 |
| 3 | **10.0** [0.394] | 796858-3 |
| 4 | **15.0** [0.591] | 796858-4 |
| 5 | **20.0** [0.787] | 796858-5 |
| 6 | **25.0** [0.984] | 796858-6 |
| 7 | **30.0** [1.181] | 796858-7 |
| 8 | **35.0** [1.378] | 796858-8 |

### Plug, Right-Angle w/Locking Screw Flange, 5.08 mm Centerline Color – Green

### UL Rating – 300 V, 15 A 12-30 AWG

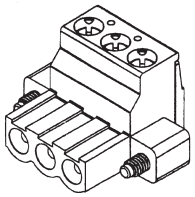

**Suggested Screw Torque**—
7.0 in.-lb.

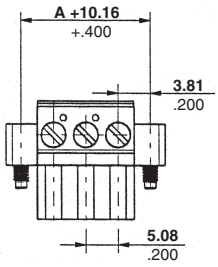


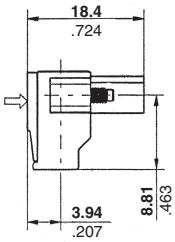


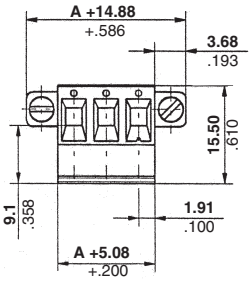


| No. of Positions | Dim. A | Part Numbers |
|---|---|---|
| 2 | **5.08** [0.20] | 796859-2 |
| 3 | **10.16** [0.40] | 796859-3 |
| 4 | **15.24** [0.60] | 796859-4 |
| 5 | **20.32** [0.80] | 796859-5 |
| 6 | **25.40** [1.00] | 796859-6 |
| 7 | **30.48** [1.20] | 796859-7 |
| 8 | **35.56** [1.40] | 796859-8 |
| 9 | **40.64** [1.60] | 796859-9 |
| 10 | **45.72** [1.80] | 1-796859-0 |
| 11 | **50.80** [2.00] | 1-796859-1 |
| 12 | **55.88** [2.20] | 1-796859-2 |

| No. of Positions | Dim. A | Part Numbers |
|---|---|---|
| 13 | **60.96** [2.40] | 1-796859-3 |
| 14 | **66.04** [2.60] | 1-796859-4 |
| 15 | **71.12** [2.80] | 1-796859-5 |
| 16 | **76.20** [3.00] | 1-796859-6 |
| 17 | **81.28** [3.20] | 1-796859-7 |
| 18 | **86.36** [3.40] | 1-796859-8 |
| 19 | **91.44** [3.60] | 1-796859-9 |
| 20 | **96.52** [3.80] | 2-796859-0 |
| 21 | **101.60** [4.00] | 2-796859-1 |
| 22 | **106.68** [4.20] | 2-796859-2 |
| 23 | **111.76** [4.40] | 2-796859-3 |



Dimensions are in millimeters and inches unless otherwise specified.

Dimensions are shown for reference purposes only. Specifications subject to change.

USA: 1-800-522-6752
Canada: 1-905-470-4425
Mexico: 01-800-733-8926
C. America: 52-55-1106-0803

South America: 55-11-2103-6000
Hong Kong: 852-2735-1628
Japan: 81-44-844-8013
UK: 8706-080-208

**Note:** All part numbers are RoHS Compliant.



## Two-Piece Terminal Block Connectors (Continued)

### Plug (Left-Hand Version), Straight w/Locking Screw Flange, 5.08 mm Centerline Color – Green

**UL Rating – 300 V, 15 A**
**12-30 AWG**

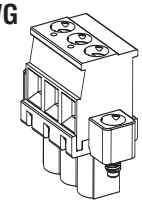

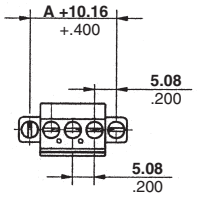


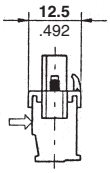


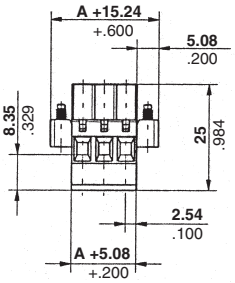


**Suggested Screw Torque**—
7.0 in.-lb.

| No. of Positions | Dim. A | Part Numbers |
|---|---|---|
| 2 | **5.08** [0.20] | 796861-2 |
| 3 | **10.16** [0.40] | 796861-3 |
| 4 | **15.24** [0.60] | 796861-4 |
| 5 | **20.32** [0.80] | 796861-5 |
| 6 | **25.40** [1.00] | 796861-6 |
| 7 | **30.48** [1.20] | 796861-7 |
| 8 | **35.56** [1.40] | 796861-8 |
| 9 | **40.64** [1.60] | 796861-9 |
| 10 | **45.72** [1.80] | 1-796861-0 |
| 11 | **50.80** [2.00] | 1-796861-1 |
| 12 | **55.88** [2.20] | 1-796861-2 |

| No. of Positions | Dim. A | Part Numbers |
|---|---|---|
| 13 | **60.96** [2.40] | 1-796861-3 |
| 14 | **66.04** [2.60] | 1-796861-4 |
| 15 | **71.12** [2.80] | 1-796861-5 |
| 16 | **76.20** [3.00] | 1-796861-6 |
| 17 | **81.28** [3.20] | 1-796861-7 |
| 18 | **86.36** [3.40] | 1-796861-8 |
| 19 | **91.44** [3.60] | 1-796861-9 |
| 20 | **96.52** [3.80] | 2-796861-0 |
| 21 | **101.60** [4.00] | 2-796861-1 |
| 22 | **106.68** [4.20] | 2-796861-2 |
| 23 | **111.76** [4.40] | 2-796861-3 |

### Plug (Right-Hand Version), Straight w/Locking Screw Flange, 5.08 mm Centerline Color – Green

**UL Rating – 300 V, 15 A**
**12-30 AWG**

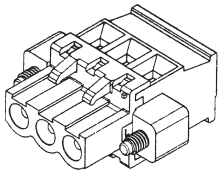

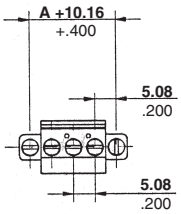


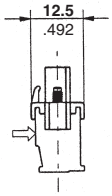


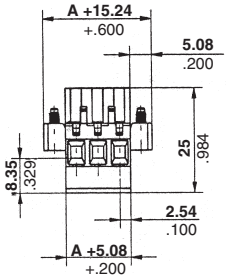


**Suggested Screw Torque**—
7.0 in.-lb.

| No. of Positions | Dim. A | Part Numbers |
|---|---|---|
| 2 | **5.08** [0.20] | 796863-2 |
| 3 | **10.16** [0.40] | 796863-3 |
| 4 | **15.24** [0.60] | 796863-4 |
| 5 | **20.32** [0.80] | 796863-5 |
| 6 | **25.40** [1.00] | 796863-6 |
| 7 | **30.48** [1.20] | 796863-7 |
| 8 | **35.56** [1.40] | 796863-8 |
| 9 | **40.64** [1.60] | 796863-9 |
| 10 | **45.72** [1.80] | 1-796863-0 |
| 11 | **50.80** [2.00] | 1-796863-1 |
| 12 | **55.88** [2.20] | 1-796863-2 |

| No. of Positions | Dim. A | Part Numbers |
|---|---|---|
| 13 | **60.96** [2.40] | 1-796863-3 |
| 14 | **66.04** [2.60] | 1-796863-4 |
| 15 | **71.12** [2.80] | 1-796863-5 |
| 16 | **76.20** [3.00] | 1-796863-6 |
| 17 | **81.28** [3.20] | 1-796863-7 |
| 18 | **86.36** [3.40] | 1-796863-8 |
| 19 | **91.44** [3.60] | 1-796863-9 |
| 20 | **96.52** [3.80] | 2-796863-0 |
| 21 | **101.60** [4.00] | 2-796863-1 |
| 22 | **106.68** [4.20] | 2-796863-2 |
| 23 | **111.76** [4.40] | 2-796863-3 |



Dimensions are in millimeters and inches unless otherwise specified.

Dimensions are shown for reference purposes only. Specifications subject to change.

USA: 1-800-522-6752
Canada: 1-905-470-4425
Mexico: 01-800-733-8926
C. America: 52-55-1106-0803

South America: 55-11-2103-6000
Hong Kong: 852-2735-1628
Japan: 81-44-844-8013
UK: 8706-080-208

**Note:** All part numbers are RoHS Compliant.

## Two-Piece Terminal Block Connectors (Continued)

### Plug, Right-Angle, 3.5 mm Centerline Colors – See chart.

### UL Rating – 300 V, 11 A 14-30 AWG

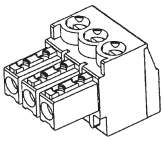

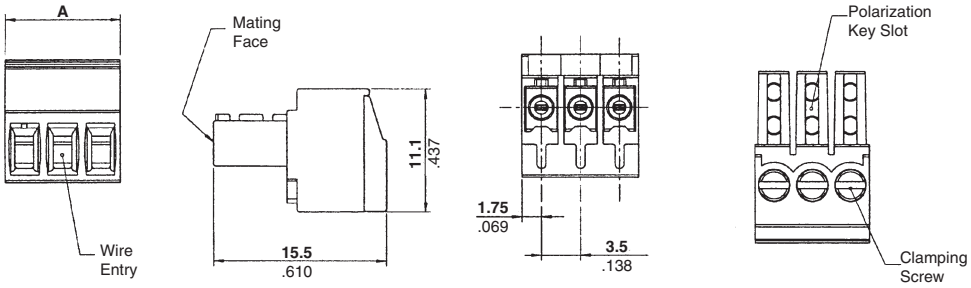


**Suggested Screw Torque**— 2.7 in.-lb.

| No. of Positions | Dim. A | Part Numbers Green | Part Numbers Blue |
|---|---|---|---|
| 2 | **7.0** [0.276] | 284506-2 | 796693-2 |
| 3 | **10.5** [0.413] | 284506-3 | 796693-3 |
| 4 | **14.0** [0.551] | 284506-4 | 796693-4 |
| 5 | **17.5** [0.689] | 284506-5 | 796693-5 |
| 6 | **21.0** [0.827] | 284506-6 | 796693-6 |
| 7 | **24.5** [0.965] | 284506-7 | 796693-7 |
| 8 | **28.0** [1.102] | 284506-8 | 796693-8 |
| 9 | **31.5** [1.240] | 284506-9 | 796693-9 |
| 10 | **35.0** [1.378] | 1-284506-0 | 1-796693-0 |
| 11 | **38.5** [1.516] | 1-284506-1 | 1-796693-1 |
| 12 | **42.0** [1.654] | 1-284506-2 | 1-796693-2 |
| 13 | **45.5** [1.791] | 1-284506-3 | 1-796693-3 |
| 14 | **49.0** [1.929] | 1-284506-4 | 1-796693-4 |
| 15 | **52.5** [2.067] | 1-284506-5 | 1-796693-5 |
| 16 | **56.0** [2.205] | 1-284506-6 | 1-796693-6 |
| 17 | **59.5** [2.343] | 1-284506-7 | 1-796693-7 |
| 18 | **63.0** [2.450] | 1-284506-8 | 1-796693-8 |
| 19 | **66.5** [2.618] | 1-284506-9 | 1-796693-9 |
| 20 | **70.0** [2.756] | 2-284506-0 | 2-796693-0 |
| 21 | **73.5** [2.894] | 2-284506-1 | 2-796693-1 |
| 22 | **77.0** [3.031] | 2-284506-2 | 2-796693-2 |
| 23 | **80.5** [3.169] | 2-284506-3 | 2-796693-3 |
| 24 | **84.0** [3.307] | 2-284506-4 | 2-796693-4 |
| 25 | **87.5** [3.445] | 2-284506-5 | 2-796693-5 |

**Note:** BUCHANAN Terminal Block Series B52C3UxxT has been superceded/replaced with 796693-xx (blue).

### Plug, Right-Angle, 3.81 mm Centerline Color – Green

### UL Rating – 300 V, 11 A 14-30 AWG

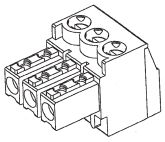

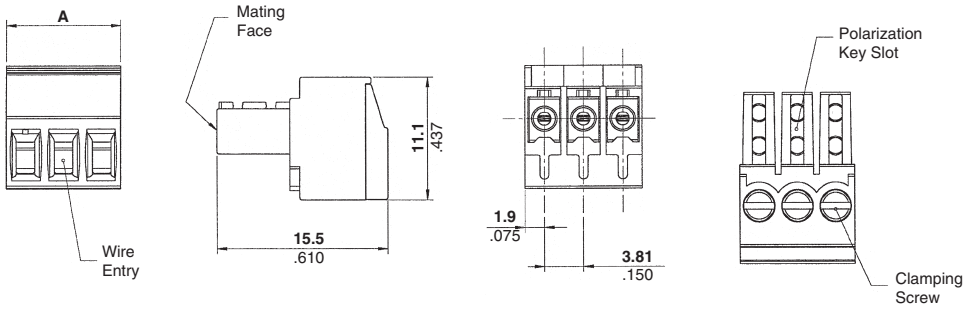


**Suggested Screw Torque**— 2.7 in.-lb.

| No. of Positions | Dim. A | Part Numbers |
|---|---|---|
| 2 | **7.62** [0.30] | 284507-2 |
| 3 | **11.43** [0.45] | 284507-3 |
| 4 | **15.24** [0.60] | 284507-4 |
| 5 | **19.05** [0.75] | 284507-5 |
| 6 | **22.86** [0.90] | 284507-6 |
| 7 | **26.67** [1.05] | 284507-7 |
| 8 | **30.48** [1.20] | 284507-8 |
| 9 | **34.29** [1.35] | 284507-9 |
| 10 | **38.10** [1.50] | 1-284507-0 |
| 11 | **41.91** [1.65] | 1-284507-1 |
| 12 | **45.72** [1.80] | 1-284507-2 |
| 13 | **49.53** [1.95] | 1-284507-3 |
| 14 | **53.34** [2.10] | 1-284507-4 |
| 15 | **57.15** [2.25] | 1-284507-5 |
| 16 | **60.96** [2.40] | 1-284507-6 |
| 17 | **64.77** [2.55] | 1-284507-7 |
| 18 | **68.58** [2.70] | 1-284507-8 |
| 19 | **72.39** [2.85] | 1-284507-9 |
| 20 | **76.20** [3.00] | 2-284507-0 |
| 21 | **80.01** [3.15] | 2-284507-1 |
| 22 | **83.82** [3.30] | 2-284507-2 |
| 23 | **87.63** [3.45] | 2-284507-3 |
| 24 | **91.44** [3.60] | 2-284507-4 |
| 25 | **95.25** [3.75] | 2-284507-5 |



Dimensions are in millimeters and inches unless otherwise specified.

Dimensions are shown for reference purposes only. Specifications subject to change.

USA: 1-800-522-6752
Canada: 1-905-470-4425
Mexico: 01-800-733-8926
C. America: 52-55-1106-0803

South America: 55-11-2103-6000
Hong Kong: 852-2735-1628
Japan: 81-44-844-8013
UK: 8706-080-208

**Note:** All part numbers are RoHS Compliant.



## Two-Piece Terminal Block Connectors (Continued)

### Plug, Right-Angle, 5.0 mm Centerline Colors – See chart.

### UL Rating – 300 V, 15 A 12-30 AWG

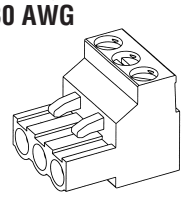

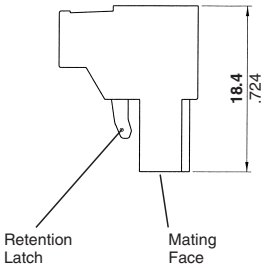


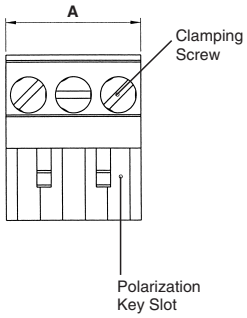


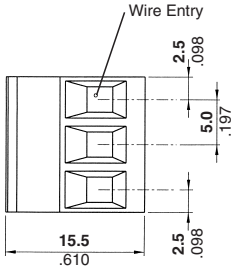


**Suggested Screw Torque**—
7.0 in.-lb.

| No. of Positions | Dim. A | Part Numbers Gray | Green | Blue | Black |
|---|---|---|---|---|---|
| 2 | **10.0** [0.394] | 1546208-2 | 796640-2 | 796696-2 | 796641-2 |
| 3 | **15.0** [0.591] | 1546208-3 | 796640-3 | 796696-3 | 796641-3 |
| 4 | **20.0** [0.787] | 1546208-4 | 796640-4 | 796696-4 | 796641-4 |
| 5 | **25.0** [0.984] | 1546208-5 | 796640-5 | 796696-5 | 796641-5 |
| 6 | **30.0** [1.181] | 1546208-6 | 796640-6 | 796696-6 | 796641-6 |
| 7 | **35.0** [1.378] | 1546208-7 | 796640-7 | 796696-7 | 796641-7 |
| 8 | **40.0** [1.575] | 1546208-8 | 796640-8 | 796696-8 | 796641-8 |
| 9 | **45.0** [1.772] | 1546208-9 | 796640-9 | 796696-9 | 796641-9 |
| 10 | **50.0** [1.968] | 1-1546208-0 | 1-796640-0 | 1-796696-0 | 1-796641-0 |
| 11 | **55.0** [2.165] | 1-1546208-1 | 1-796640-1 | 1-796696-1 | 1-796641-1 |
| 12 | **60.0** [2.362] | 1-1546208-2 | 1-796640-2 | 1-796696-2 | 1-796641-2 |
| 13 | **65.0** [2.559] | 1-1546208-3 | 1-796640-3 | 1-796696-3 | 1-796641-3 |

| No. of Positions | Dim. A | Part Numbers Gray | Green | Blue | Black |
|---|---|---|---|---|---|
| 14 | **70.0** [2.756] | 1-1546208-4 | 1-796640-4 | 1-796696-4 | 1-796641-4 |
| 15 | **75.0** [2.953] | 1-1546208-5 | 1-796640-5 | 1-796696-5 | 1-796641-5 |
| 16 | **80.0** [3.150] | 1-1546208-6 | 1-796640-6 | 1-796696-6 | 1-796641-6 |
| 17 | **85.0** [3.346] | 1-1546208-7 | 1-796640-7 | 1-796696-7 | 1-796641-7 |
| 18 | **90.0** [3.543] | 1-1546208-8 | 1-796640-8 | 1-796696-8 | 1-796641-8 |
| 19 | **95.0** [3.740] | 1-1546208-9 | 1-796640-9 | 1-796696-9 | 1-796641-9 |
| 20 | **100.0** [3.937] | 2-1546208-0 | 2-796640-0 | 2-796696-0 | 2-796641-0 |
| 21 | **105.0** [4.134] | 2-1546208-1 | 2-796640-1 | 2-796696-1 | 2-796641-1 |
| 22 | **110.0** [4.331] | 2-1546208-2 | 2-796640-2 | 2-796696-2 | 2-796641-2 |
| 23 | **115.0** [4.528] | 2-1546208-3 | 2-796640-3 | 2-796696-3 | 2-796641-3 |
| 24 | **120.0** [4.724] | 2-1546208-4 | 2-796640-4 | 2-796696-4 | 2-796641-4 |
| 25 | **125.0** [4.921] | 2-1546208-5 | 2-796640-5 | 2-796696-5 | 2-796641-5 |

**Note:** BUCHANAN Terminal Block Series B52C4UxxT has been replaced with 796696-xx (blue) and 796641-xx (black).
RDI Terminal Block Series 5ESDV-xx has been replaced with 796640-xx (green) or 796641-xx (black).

### Plug, Right-Angle, 5.08 mm Centerline Colors – See chart.

### UL Rating – 300 V, 15 A 12-30 AWG

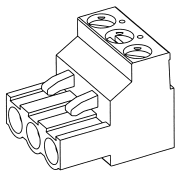

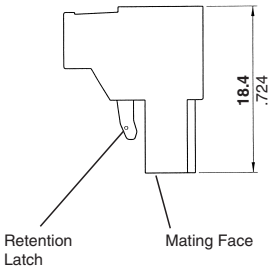


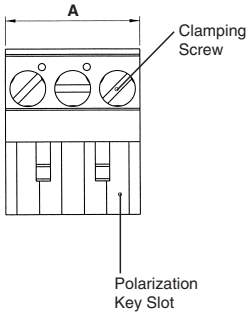


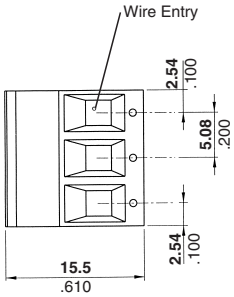


**Suggested Screw Torque**—
7.0 in.-lb.

| No. of Positions | Dim. A | Part Numbers Gray | Green | Black |
|---|---|---|---|---|
| 2 | **10.16** [0.40] | 1546108-2 | 796634-2 | 796635-2 |
| 3 | **15.24** [0.60] | 1546108-3 | 796634-3 | 796635-3 |
| 4 | **20.32** [0.80] | 1546108-4 | 796634-4 | 796635-4 |
| 5 | **25.40** [1.00] | 1546108-5 | 796634-5 | 796635-5 |
| 6 | **30.48** [1.20] | 1546108-6 | 796634-6 | 796635-6 |
| 7 | **35.56** [1.40] | 1546108-7 | 796634-7 | 796635-7 |
| 8 | **40.64** [1.60] | 1546108-8 | 796634-8 | 796635-8 |
| 9 | **45.72** [1.80] | 1546108-9 | 796634-9 | 796635-9 |
| 10 | **50.80** [2.00] | 1-1546108-0 | 1-796634-0 | 1-796635-0 |
| 11 | **55.88** [2.20] | 1-1546108-1 | 1-796634-1 | 1-796635-1 |
| 12 | **60.96** [2.40] | 1-1546108-2 | 1-796634-2 | 1-796635-2 |
| 13 | **66.04** [2.60] | 1-1546108-3 | 1-796634-3 | 1-796635-3 |

| No. of Positions | Dim. A | Part Numbers Gray | Green | Black |
|---|---|---|---|---|
| 14 | **71.12** [2.80] | 1-1546108-4 | 1-796634-4 | 1-796635-4 |
| 15 | **76.20** [3.00] | 1-1546108-5 | 1-796634-5 | 1-796635-5 |
| 16 | **81.28** [3.20] | 1-1546108-6 | 1-796634-6 | 1-796635-6 |
| 17 | **86.36** [3.40] | 1-1546108-7 | 1-796634-7 | 1-796635-7 |
| 18 | **91.44** [3.60] | 1-1546108-8 | 1-796634-8 | 1-796635-8 |
| 19 | **96.52** [3.80] | 1-1546108-9 | 1-796634-9 | 1-796635-9 |
| 20 | **101.60** [4.00] | 2-1546108-0 | 2-796634-0 | 2-796635-0 |
| 21 | **106.68** [4.20] | 2-1546108-1 | 2-796634-1 | 2-796635-1 |
| 22 | **111.76** [4.40] | 2-1546108-2 | 2-796634-2 | 2-796635-2 |
| 23 | **116.84** [4.60] | 2-1546108-3 | 2-796634-3 | 2-796635-3 |
| 24 | **121.92** [4.80] | 2-1546108-4 | 2-796634-4 | 2-796635-4 |
| 25 | **127.00** [5.00] | 2-1546108-5 | 2-796634-5 | 2-796635-5 |

**Note:** RDI Terminal Block Series 2ESDV-xx has been replaced with 796634-xx (green) and 796635-xx (black).



Catalog 1308389
Revised 6-07

www.tycoelectronics.com

Dimensions are in millimeters and inches unless otherwise specified.

Dimensions are shown for reference purposes only. Specifications subject to change.

USA: 1-800-522-6752
Canada: 1-905-470-4425
Mexico: 01-800-733-8926
C. America: 52-55-1106-0803

South America: 55-11-2103-6000
Hong Kong: 852-2735-1628
Japan: 81-44-844-8013
UK: 8706-080-208

**Note:** All part numbers are RoHS Compliant.

## Two-Piece Terminal Block Connectors (Continued)

### Plug, Right-Angle, 7.5 mm Centerline Color – Green

### UL Rating – 300 V, 15 A 12-30 AWG

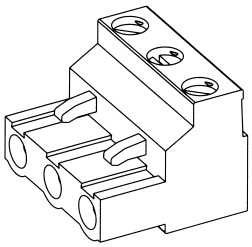

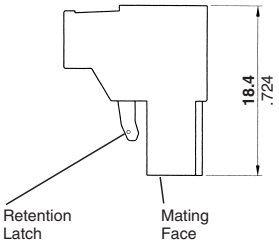


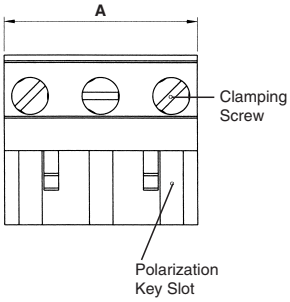


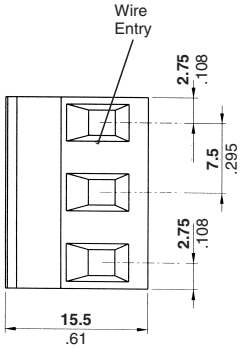


**Suggested Screw Torque**—
7.0 in.-lb.

| No. of Positions | Dim. A | Part Numbers |
|---|---|---|
| 2 | **13.0** [0.512] | 282959-2 |
| 3 | **20.5** [0.807] | 282959-3 |
| 4 | **28.0** [1.102] | 282959-4 |
| 5 | **35.5** [1.398] | 282959-5 |
| 6 | **43.0** [1.693] | 282959-6 |
| 7 | **50.5** [1.988] | 282959-7 |

| No. of Positions | Dim. A | Part Numbers |
|---|---|---|
| 8 | **58.0** [2.283] | 282959-8 |
| 9 | **65.5** [2.579] | 282959-9 |
| 10 | **73.0** [2.874] | 1-282959-0 |
| 11 | **80.5** [3.169] | 1-282959-1 |
| 12 | **88.0** [3.465] | 1-282959-2 |

### Plug, Right-Angle, 7.62 mm Centerline Color – Green

### UL Rating – 300 V, 15 A 12-30 AWG

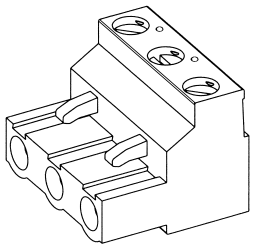

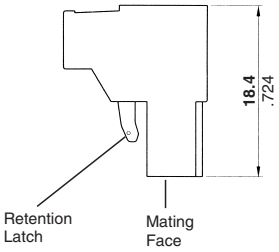


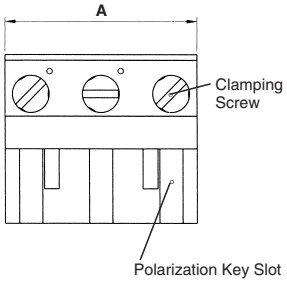


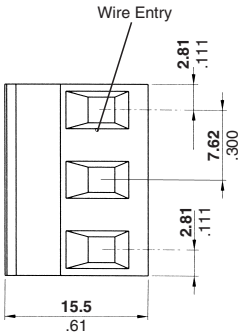


**Suggested Screw Torque**—
7.0 in.-lb.

| No. of Positions | Dim. A | Part Numbers |
|---|---|---|
| 2 | **13.24** [0.521] | 796981-2 |
| 3 | **20.86** [0.821] | 796981-3 |
| 4 | **28.48** [1.121] | 796981-4 |
| 5 | **36.10** [1.421] | 796981-5 |
| 6 | **43.72** [1.721] | 796981-6 |
| 7 | **51.34** [2.021] | 796981-7 |

| No. of Positions | Dim. A | Part Numbers |
|---|---|---|
| 8 | **58.96** [2.321] | 796981-8 |
| 9 | **66.58** [2.621] | 796981-9 |
| 10 | **74.20** [2.921] | 1-796981-0 |
| 11 | **81.82** [3.221] | 1-796981-1 |
| 12 | **89.44** [3.521] | 1-796981-2 |



Dimensions are in millimeters and inches unless otherwise specified.

Dimensions are shown for reference purposes only. Specifications subject to change.

USA: 1-800-522-6752
Canada: 1-905-470-4425
Mexico: 01-800-733-8926
C. America: 52-55-1106-0803

South America: 55-11-2103-6000
Hong Kong: 852-2735-1628
Japan: 81-44-844-8013
UK: 8706-080-208

**Note:** All part numbers are RoHS Compliant.



## Two-Piece Terminal Block Connectors (Continued)

### Plug, Right-Angle, 10.0 mm Centerline Color – Green

### UL Rating – 600 V, 15 A 12-30 AWG

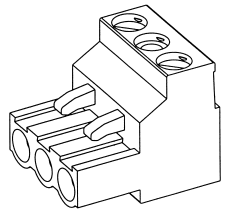

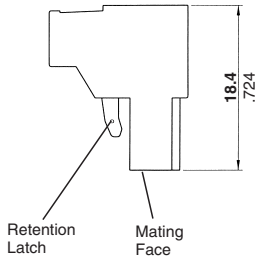


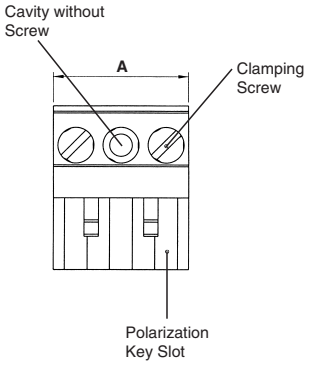


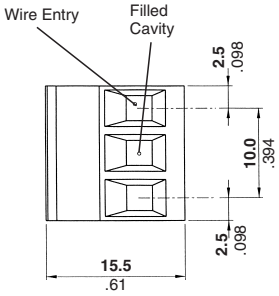


**Suggested Screw Torque**—
7.0 in.-lb.

| No. of Positions | Dim. A | Part Numbers |
|---|---|---|
| 2 | **15.0** [0.591] | 282808-2 |
| 3 | **25.0** [0.984] | 282808-3 |
| 4 | **35.0** [1.378] | 282808-4 |
| 5 | **45.0** [1.772] | 282808-5 |
| 6 | **55.0** [2.165] | 282808-6 |
| 7 | **65.0** [2.559] | 282808-7 |

| No. of Positions | Dim. A | Part Numbers |
|---|---|---|
| 8 | **75.0** [2.953] | 282808-8 |
| 9 | **85.0** [3.346] | 282808-9 |
| 10 | **95.0** [3.740] | 1-282808-0 |
| 11 | **105.0** [4.134] | 1-282808-1 |
| 12 | **115.0** [4.528] | 1-282808-2 |
| 13 | **125.0** [4.921] | 1-282808-3 |

### Plug, Right-Angle, 10.16 mm Centerline Color – Green

### UL Rating – 600 V, 15 A 12-30 AWG

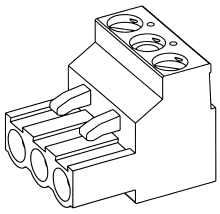

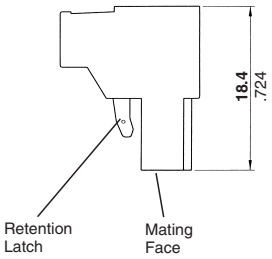


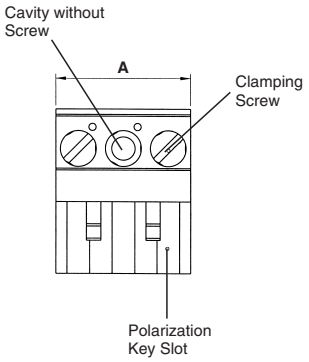


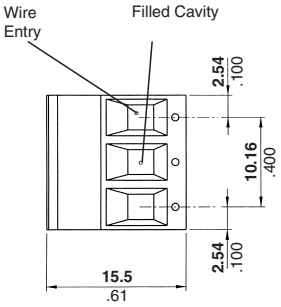


**Suggested Screw Torque**—
7.0 in.-lb.

| No. of Positions | Dim. A | Part Numbers |
|---|---|---|
| 2 | **15.24** [0.60] | 282809-2 |
| 3 | **25.40** [1.00] | 282809-3 |
| 4 | **35.56** [1.40] | 282809-4 |
| 5 | **45.72** [1.80] | 282809-5 |
| 6 | **55.88** [2.20] | 282809-6 |
| 7 | **66.04** [2.60] | 282809-7 |

| No. of Positions | Dim. A | Part Numbers |
|---|---|---|
| 8 | **76.20** [3.00] | 282809-8 |
| 9 | **86.36** [3.40] | 282809-9 |
| 10 | **96.52** [3.80] | 1-282809-0 |
| 11 | **106.68** [4.20] | 1-282809-1 |
| 12 | **116.84** [4.60] | 1-282809-2 |
| 13 | **127.00** [5.00] | 1-282809-3 |



Dimensions are in millimeters and inches unless otherwise specified.

Dimensions are shown for reference purposes only. Specifications subject to change.

USA: 1-800-522-6752
Canada: 1-905-470-4425
Mexico: 01-800-733-8926
C. America: 52-55-1106-0803

South America: 55-11-2103-6000
Hong Kong: 852-2735-1628
Japan: 81-44-844-8013
UK: 8706-080-208

**Note:** All part numbers are RoHS Compliant.

## Two-Piece Terminal Block Connectors (Continued)

### Plug, Right-Angle w/Interlock, 3.81 mm Centerline Color – Green

### UL Rating – 150 V, 12 A 14-30 AWG

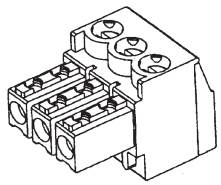

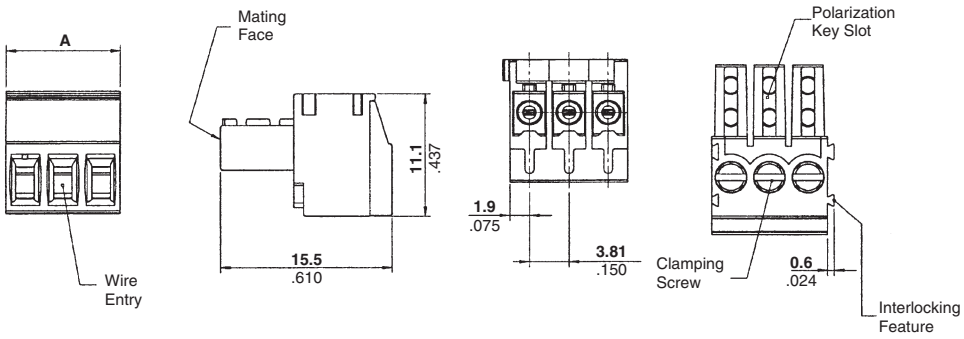


**Suggested Screw Torque**—
2.2 in.-lb.

| No. of Positions | Dim. A | Part Numbers |
|---|---|---|
| 2 | **7.62** [0.30] | 284509-2 |
| 3 | **11.43** [0.45] | 284509-3 |
| 4 | **15.24** [0.60] | 284509-4 |
| 5 | **19.05** [0.75] | 284509-5 |
| 6 | **22.86** [0.90] | 284509-6 |
| 7 | **26.67** [1.05] | 284509-7 |
| 8 | **30.48** [1.20] | 284509-8 |
| 9 | **34.29** [1.35] | 284509-9 |
| 10 | **38.10** [1.50] | 1-284509-0 |
| 11 | **41.91** [1.65] | 1-284509-1 |
| 12 | **45.72** [1.80] | 1-284509-2 |
| 13 | **49.53** [1.95] | 1-284509-3 |
| 14 | **53.34** [2.10] | 1-284509-4 |
| 15 | **57.15** [2.25] | 1-284509-5 |
| 16 | **60.96** [2.40] | 1-284509-6 |
| 17 | **64.77** [2.55] | 1-284509-7 |
| 18 | **68.58** [2.70] | 1-284509-8 |
| 19 | **72.39** [2.85] | 1-284509-9 |
| 20 | **86.20** [3.00] | 2-284509-0 |
| 21 | **80.01** [3.15] | 2-284509-1 |
| 22 | **83.82** [3.30] | 2-284509-2 |
| 23 | **87.63** [3.45] | 2-284509-3 |
| 24 | **91.44** [3.60] | 2-284509-4 |
| 25 | **95.25** [3.75] | 2-284509-5 |



Dimensions are in millimeters and inches unless otherwise specified.

Dimensions are shown for reference purposes only. Specifications subject to change.

USA: 1-800-522-6752
Canada: 1-905-470-4425
Mexico: 01-800-733-8926
C. America: 52-55-1106-0803

South America: 55-11-2103-6000
Hong Kong: 852-2735-1628
Japan: 81-44-844-8013
UK: 8706-080-208

**Note:** All part numbers are RoHS Compliant.



## Two-Piece Terminal Block Connectors (Continued)

### Stacking Plug, Right-Angle with Interlock, 5.0 mm Centerline Color – Green

**UL Rating – 300 V, 15 A 12-30 AWG**

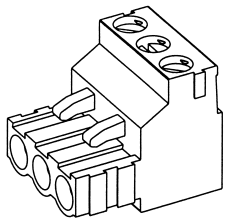

**Suggested Screw Torque**— 7.0 in.-lb.

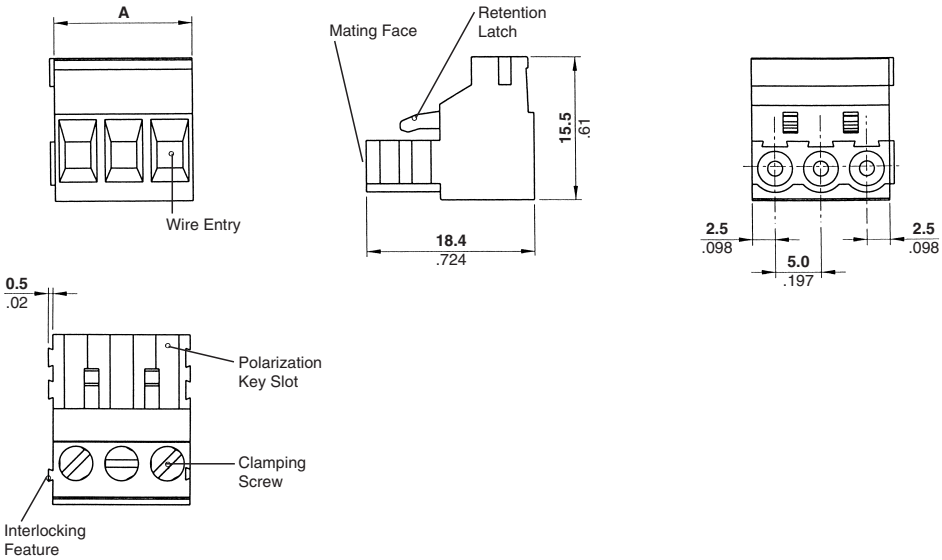


| No. of Positions | Dim. A | Part Numbers |
|---|---|---|
| 2 | **10.0** [.394] | 282805-2 |
| 3 | **15.0** [.591] | 282805-3 |
| 4 | **20.0** [.787] | 282805-4 |

### Stacking Plug, Right-Angle with Interlock, 5.08 mm Centerline Color – Green

**UL Rating – 300 V, 15 A 12-30 AWG**

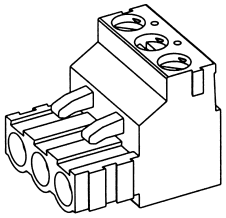

**Suggested Screw Torque**— 7.0 in.-lb.

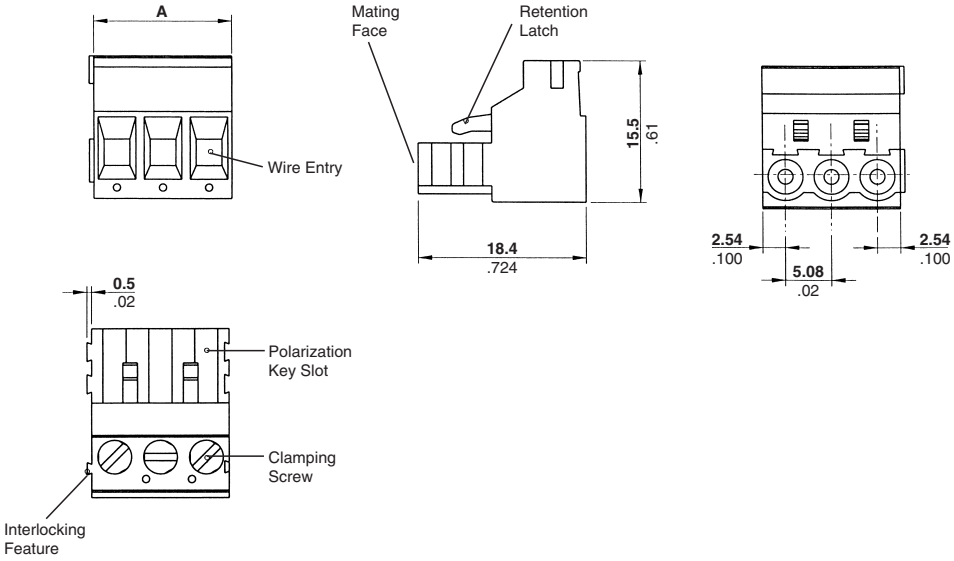


| No. of Positions | Dim. A | Part Numbers |
|---|---|---|
| 2 | **10.16** [.400] | 282807-2 |
| 3 | **15.24** [.600] | 282807-3 |
| 4 | **20.32** [.800] | 282807-4 |



Dimensions are in millimeters and inches unless otherwise specified.

Dimensions are shown for reference purposes only. Specifications subject to change.

USA: 1-800-522-6752
Canada: 1-905-470-4425
Mexico: 01-800-733-8926
C. America: 52-55-1106-0803

South America: 55-11-2103-6000
Hong Kong: 852-2735-1628
Japan: 81-44-844-8013
UK: 8706-080-208

**Note:** All part numbers are RoHS Compliant.

## Straight Plugs

**Plug, Straight,**
**5.0 mm Centerline**
**Color – See chart.**

**UL Rating – 300 V, 15 A**
**12-30 AWG**

**Suggested Screw Torque**—
7.0 in.-lbs.

**Left-Hand Version**

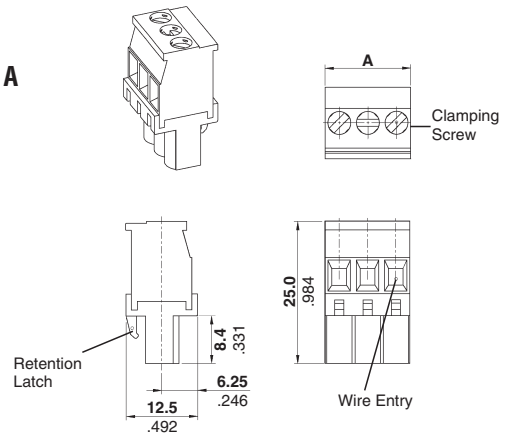


**Right-Hand Version**

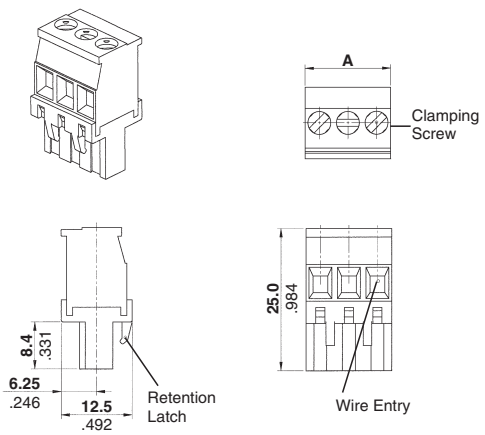


| No. of Positions | Dim. A | Part Numbers | | | | | |
|---|---|---|---|---|---|---|---|
| | | Left-Hand | | | Right-Hand | | |
| | | Green | Black | Gray | Green | Black | Gray |
| 2 | **10.0** [.394] | 284040-2 | 1546118-2 | 1546223-2 | 284046-2 | 1546625-2 | 1546857-2 |
| 3 | **15.0** [.591] | 284040-3 | 1546118-3 | 1546223-3 | 284046-3 | 1546625-3 | 1546857-3 |
| 4 | **20.0** [.787] | 284040-4 | 1546118-4 | 1546223-4 | 284046-4 | 1546625-4 | 1546857-4 |
| 5 | **25.0** [.984] | 284040-5 | 1546118-5 | 1546223-5 | 284046-5 | 1546625-5 | 1546857-5 |
| 6 | **30.0** [1.181] | 284040-6 | 1546118-6 | 1546223-6 | 284046-6 | 1546625-6 | 1546857-6 |
| 7 | **35.0** [1.378] | 284040-7 | 1546118-7 | 1546223-7 | 284046-7 | 1546625-7 | 1546857-7 |
| 8 | **40.0** [1.575] | 284040-8 | 1546118-8 | 1546223-8 | 284046-8 | 1546625-8 | 1546857-8 |
| 9 | **45.0** [1.772] | 284040-9 | 1546118-9 | 1546223-9 | 284046-9 | 1546625-9 | 1546857-9 |
| 10 | **50.0** [1.968] | 1-284040-0 | 1-1546118-0 | 1-1546223-0 | 1-284046-0 | 1-1546625-0 | 1-1546857-0 |
| 11 | **55.0** [2.165] | 1-284040-1 | 1-1546118-1 | 1-1546223-1 | 1-284046-1 | 1-1546625-1 | 1-1546857-1 |
| 12 | **60.0** [2.362] | 1-284040-2 | 1-1546118-2 | 1-1546223-2 | 1-284046-2 | 1-1546625-2 | 1-1546857-2 |
| 13 | **65.0** [2.559] | 1-284040-3 | 1-1546118-3 | 1-1546223-3 | 1-284046-3 | 1-1546625-3 | 1-1546857-3 |
| 14 | **70.0** [2.756] | 1-284040-4 | 1-1546118-4 | 1-1546223-4 | 1-284046-4 | 1-1546625-4 | 1-1546857-4 |
| 15 | **75.0** [2.953] | 1-284040-5 | 1-1546118-5 | 1-1546223-5 | 1-284046-5 | 1-1546625-5 | 1-1546857-5 |
| 16 | **80.0** [3.150] | 1-284040-6 | 1-1546118-6 | 1-1546223-6 | 1-284046-6 | 1-1546625-6 | 1-1546857-6 |
| 17 | **85.0** [3.346] | 1-284040-7 | 1-1546118-7 | 1-1546223-7 | 1-284046-7 | 1-1546625-7 | 1-1546857-7 |
| 18 | **90.0** [3.543] | 1-284040-8 | 1-1546118-8 | 1-1546223-8 | 1-284046-8 | 1-1546625-8 | 1-1546857-8 |
| 19 | **95.0** [3.740] | 1-284040-9 | 1-1546118-9 | 1-1546223-9 | 1-284046-9 | 1-1546625-9 | 1-1546857-9 |
| 20 | **100.0** [3.937] | 2-284040-0 | 2-1546118-0 | 2-1546223-0 | 2-284046-0 | 2-1546625-0 | 2-1546857-0 |
| 21 | **105.0** [4.134] | 2-284040-1 | 2-1546118-1 | 2-1546223-1 | 2-284046-1 | 2-1546625-1 | 2-1546857-1 |
| 22 | **110.0** [4.331] | 2-284040-2 | 2-1546118-2 | 2-1546223-2 | 2-284046-2 | 2-1546625-2 | 2-1546857-2 |
| 23 | **115.0** [4.528] | 2-284040-3 | 2-1546118-3 | 2-1546223-3 | 2-284046-3 | 2-1546625-3 | 2-1546857-3 |
| 24 | **120.0** [4.724] | 2-284040-4 | 2-1546118-4 | 2-1546223-4 | 2-284046-4 | 2-1546625-4 | 2-1546857-4 |
| 25 | **125.0** [4.921] | 2-284040-5 | 2-1546118-5 | 2-1546223-5 | 2-284046-5 | 2-1546625-5 | 2-1546857-5 |



Dimensions are in millimeters and inches unless otherwise specified.

Dimensions are shown for reference purposes only. Specifications subject to change.

USA: 1-800-522-6752
Canada: 1-905-470-4425
Mexico: 01-800-733-8926
C. America: 52-55-1106-0803

South America: 55-11-2103-6000
Hong Kong: 852-2735-1628
Japan: 81-44-844-8013
UK: 8706-080-208

**Note:** All part numbers are RoHS Compliant.



## Straight Plugs (Continued)

**Plug, Straight, 5.08 mm Centerline Color – See chart.**

**UL Rating – 300 V, 15 A 12-30 AWG**

**Suggested Screw Torque**— 7.0 in.-lbs.

**Left-Hand Version**

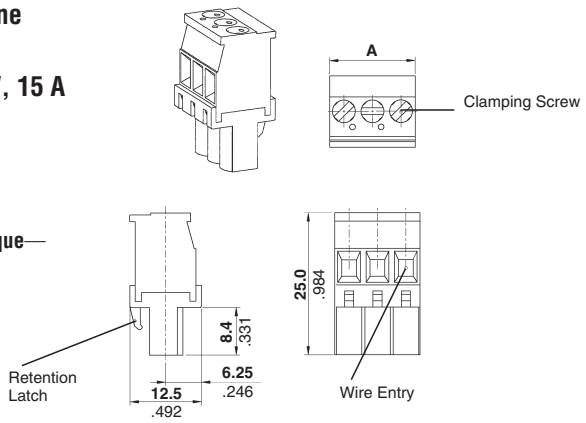


**Right-Hand Version**

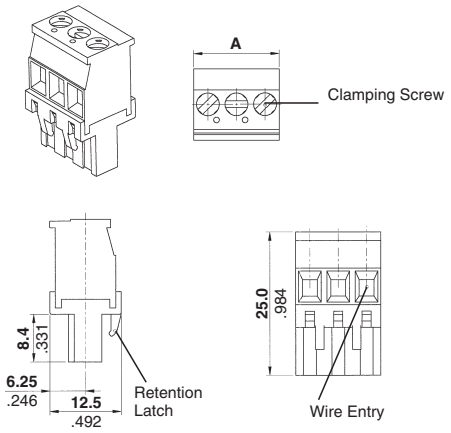


| No. of Positions | Dim. A | Part Numbers | | | | | |
|---|---|---|---|---|---|---|---|
| | | Left-Hand | | | Right-Hand | | |
| | | Green | Black | Gray | Green | Black | Gray |
| 2 | **10.16** [.400] | 284041-2 | 1546105-2 | 1546224-2 | 284047-2 | 1546231-2 | 1546122-2 |
| 3 | **15.24** [.600] | 284041-3 | 1546105-3 | 1546224-3 | 284047-3 | 1546231-3 | 1546122-3 |
| 4 | **20.32** [.800] | 284041-4 | 1546105-4 | 1546224-4 | 284047-4 | 1546231-4 | 1546122-4 |
| 5 | **25.40** [1.000] | 284041-5 | 1546105-5 | 1546224-5 | 284047-5 | 1546231-5 | 1546122-5 |
| 6 | **30.48** [1.200] | 284041-6 | 1546105-6 | 1546224-6 | 284047-6 | 1546231-6 | 1546122-6 |
| 7 | **35.56** [1.400] | 284041-7 | 1546105-7 | 1546224-7 | 284047-7 | 1546231-7 | 1546122-7 |
| 8 | **40.64** [1.600] | 284041-8 | 1546105-8 | 1546224-8 | 284047-8 | 1546231-8 | 1546122-8 |
| 9 | **45.72** [1.800] | 284041-9 | 1546105-9 | 1546224-9 | 284047-9 | 1546231-9 | 1546122-9 |
| 10 | **50.80** [2.000] | 1-284041-0 | 1-1546105-0 | 1-1546224-0 | 1-284047-0 | 1-1546231-0 | 1-1546122-0 |
| 11 | **55.88** [2.200] | 1-284041-1 | 1-1546105-1 | 1-1546224-1 | 1-284047-1 | 1-1546231-1 | 1-1546122-1 |
| 12 | **60.96** [2.400] | 1-284041-2 | 1-1546105-2 | 1-1546224-2 | 1-284047-2 | 1-1546231-2 | 1-1546122-2 |
| 13 | **66.04** [2.600] | 1-284041-3 | 1-1546105-3 | 1-1546224-3 | 1-284047-3 | 1-1546231-3 | 1-1546122-3 |
| 14 | **71.12** [2.800] | 1-284041-4 | 1-1546105-4 | 1-1546224-4 | 1-284047-4 | 1-1546231-4 | 1-1546122-4 |
| 15 | **76.20** [3.000] | 1-284041-5 | 1-1546105-5 | 1-1546224-5 | 1-284047-5 | 1-1546231-5 | 1-1546122-5 |
| 16 | **81.28** [3.200] | 1-284041-6 | 1-1546105-6 | 1-1546224-6 | 1-284047-6 | 1-1546231-6 | 1-1546122-6 |
| 17 | **86.36** [3.400] | 1-284041-7 | 1-1546105-7 | 1-1546224-7 | 1-284047-7 | 1-1546231-7 | 1-1546122-7 |
| 18 | **91.44** [3.600] | 1-284041-8 | 1-1546105-8 | 1-1546224-8 | 1-284047-8 | 1-1546231-8 | 1-1546122-8 |
| 19 | **96.52** [3.800] | 1-284041-9 | 1-1546105-9 | 1-1546224-9 | 1-284047-9 | 1-1546231-9 | 1-1546122-9 |
| 20 | **101.60** [4.000] | 2-284041-0 | 2-1546105-0 | 2-1546224-0 | 2-284047-0 | 2-1546231-0 | 2-1546122-0 |
| 21 | **106.68** [4.200] | 2-284041-1 | 2-1546105-1 | 2-1546224-1 | 2-284047-1 | 2-1546231-1 | 2-1546122-1 |
| 22 | **111.76** [4.400] | 2-284041-2 | 2-1546105-2 | 2-1546224-2 | 2-284047-2 | 2-1546231-2 | 2-1546122-2 |
| 23 | **116.84** [4.600] | 2-284041-3 | 2-1546105-3 | 2-1546224-3 | 2-284047-3 | 2-1546231-3 | 2-1546122-3 |
| 24 | **121.92** [4.800] | 2-284041-4 | 2-1546105-4 | 2-1546224-4 | 2-284047-4 | 2-1546231-4 | 2-1546122-4 |
| 25 | **127.00** [5.000] | 2-284041-5 | 2-1546105-5 | 2-1546224-5 | 2-284047-5 | 2-1546231-5 | 2-1546122-5 |



Dimensions are in millimeters and inches unless otherwise specified.

Dimensions are shown for reference purposes only. Specifications subject to change.

USA: 1-800-522-6752
Canada: 1-905-470-4425
Mexico: 01-800-733-8926
C. America: 52-55-1106-0803

South America: 55-11-2103-6000
Hong Kong: 852-2735-1628
Japan: 81-44-844-8013
UK: 8706-080-208

**Note:** All part numbers are RoHS Compliant.

## Straight Plugs (Continued)

### Plug, Straight, 7.5 mm and 10.0 mm Centerline Color – Green

### UL Rating – 300 V, 15 A 12-30 AWG

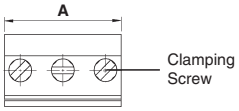


**Left-Hand Version**

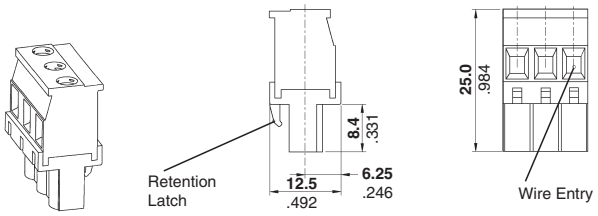


**Suggested Screw Torque**—7.0 in.-lbs.

| No. of Positions | Dim. A | 7.5 mm Centerline Part Numbers Wire Entry Left-Hand |
|---|---|---|
| 2 | **13.0** [.512] | 284042-2 |
| 3 | **20.5** [.807] | 284042-3 |
| 4 | **28.0** [1.102] | 284042-4 |
| 5 | **35.5** [1.398] | 284042-5 |
| 6 | **43.0** [1.693] | 284042-6 |
| 7 | **50.5** [1.988] | 284042-7 |
| 8 | **58.0** [2.283] | 284042-8 |
| 9 | **65.5** [2.579] | 284042-9 |
| 10 | **73.0** [2.874] | 1-284042-0 |
| 11 | **80.5** [3.169] | 1-284042-1 |
| 12 | **88.0** [3.465] | 1-284042-2 |

| No. of Positions | Dim. A | 10.0 mm Centerline Part Numbers Wire Entry Left-Hand |
|---|---|---|
| 2 | **15.0** [0.591] | 284044-2 |
| 3 | **25.0** [0.984] | 284044-3 |
| 4 | **35.0** [1.378] | 284044-4 |
| 5 | **45.0** [1.772] | 284044-5 |
| 6 | **55.0** [2.165] | 284044-6 |
| 7 | **65.0** [2.559] | 284044-7 |
| 8 | **75.0** [2.953] | 284044-8 |
| 9 | **85.0** [3.346] | 284044-9 |
| 10 | **95.0** [3.740] | 1-284044-0 |
| 11 | **105.0** [4.134] | 1-284044-1 |
| 12 | **115.0** [4.528] | 1-284044-2 |
| 13 | **125.0** [4.921] | 1-284044-3 |

### Plug, Straight, 7.62 mm and 10.16 mm Centerline

### UL Rating – 300 V, 15 A 12-30 AWG

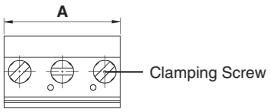


**Left-Hand Version**

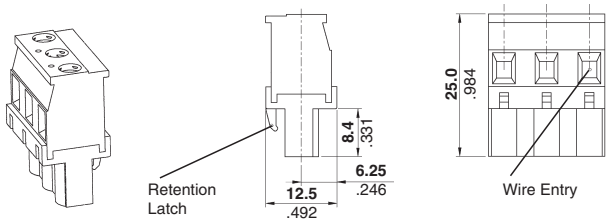


**Right-Hand Version**

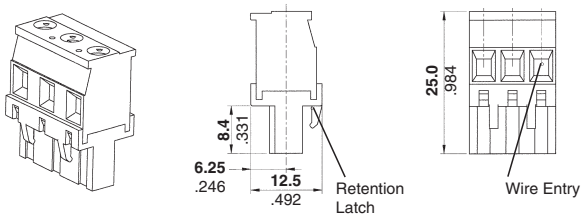


**Suggested Screw Torque**—7.0 in.-lbs.

| No. of Positions | Dim. A | 7.62 mm Centerline Part Numbers Wire Entry Left-Hand Green | Left-Hand Black | Right-Hand Green |
|---|---|---|---|---|
| 2 | **13.24** [.521] | 284043-2 | 1546935-2 | 284049-2 |
| 3 | **20.86** [.821] | 284043-3 | 1546935-3 | 284049-3 |
| 4 | **28.48** [1.121] | 284043-4 | 1546935-4 | 284049-4 |
| 5 | **36.10** [1.421] | 284043-5 | 1546935-5 | 284049-5 |
| 6 | **43.72** [1.721] | 284043-6 | 1546935-6 | 284049-6 |
| 7 | **51.34** [2.021] | 284043-7 | 1546935-7 | 284049-7 |
| 8 | **58.96** [2.321] | 284043-8 | 1546935-8 | 284049-8 |
| 9 | **66.58** [2.621] | 284043-9 | 1546935-9 | 284049-9 |
| 10 | **74.20** [2.921] | 1-284043-0 | 1-1546935-0 | 1-284049-0 |
| 11 | **81.82** [3.221] | 1-284043-1 | 1-1546935-1 | 1-284049-1 |
| 12 | **89.44** [3.521] | 1-284043-2 | — | 1-284049-2 |

| No. of Positions | Dim. A | 10.16 mm Centerline Part Numbers Wire Entry Left-Hand Green | Right-Hand Green | Right-Hand Black |
|---|---|---|---|---|
| 2 | **15.24** [0.600] | 284045-2 | 284051-2 | 1776538-2 |
| 3 | **25.40** [1.000] | 284045-3 | 284051-3 | 1776538-3 |
| 4 | **35.56** [1.400] | 284045-4 | 284051-4 | 1776538-4 |
| 5 | **45.72** [1.800] | 284045-5 | 284051-5 | 1776538-5 |
| 6 | **55.88** [2.200] | 284045-6 | 284051-6 | 1776538-6 |
| 7 | **66.04** [2.600] | 284045-7 | 284051-7 | 1776538-7 |
| 8 | **76.20** [3.000] | 284045-8 | 284051-8 | 1776538-8 |
| 9 | **86.36** [3.400] | 284045-9 | 284051-9 | 1776538-9 |
| 10 | **96.52** [3.800] | 1-284045-0 | 1-284051-0 | 1-1776538-0 |
| 11 | **106.68** [4.200] | 1-284045-1 | 1-284051-1 | 1-1776538-1 |
| 12 | **116.84** [4.600] | 1-284045-2 | 1-284051-2 | 1-1776538-2 |
| 13 | **127.00** [5.000] | 1-284045-3 | 1-284051-3 | — |



Dimensions are in millimeters and inches unless otherwise specified.

Dimensions are shown for reference purposes only. Specifications subject to change.

USA: 1-800-522-6752
Canada: 1-905-470-4425
Mexico: 01-800-733-8926
C. America: 52-55-1106-0803

South America: 55-11-2103-6000
Hong Kong: 852-2735-1628
Japan: 81-44-844-8013
UK: 8706-080-208

**Note:** All part numbers are RoHS Compliant.



## Unshrouded Straight Pin Headers

### Unshrouded Straight Pin Headers, 5.0 mm Centerline Color – Black

**UL Rating – 300 V, 12 A**

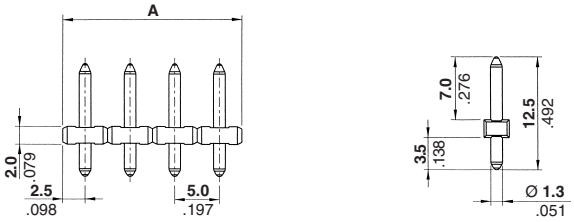


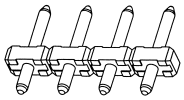

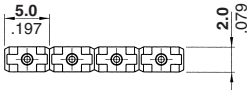


**Recommended PC Board Layout**

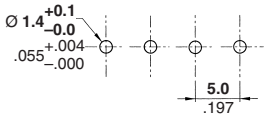


| No. of Positions | Dim. A | Part Numbers* |
|---|---|---|
| 2 | **10.0** [.394] | 1546931-2 |
| 3 | **15.0** [.591] | 1546931-3 |
| 4 | **20.0** [.787] | 1546931-4 |
| 5 | **25.0** [.984] | 1546931-5 |
| 6 | **30.0** [1.181] | 1546931-6 |
| 7 | **35.0** [1.378] | 1546931-7 |
| 8 | **40.0** [1.575] | 1546931-8 |
| 9 | **45.0** [1.772] | 1546931-9 |
| 10 | **50.0** [1.968] | 1-1546931-0 |
| 11 | **55.0** [2.165] | 1-1546931-1 |
| 12 | **60.0** [2.362] | 1-1546931-2 |
| 13 | **65.0** [2.559] | 1-1546931-3 |

| No. of Positions | Dim. A | Part Numbers* |
|---|---|---|
| 14 | **70.0** [2.756] | 1-1546931-4 |
| 15 | **75.0** [2.953] | 1-1546931-5 |
| 16 | **80.0** [3.150] | 1-1546931-6 |
| 17 | **85.0** [3.346] | 1-1546931-7 |
| 18 | **90.0** [3.543] | 1-1546931-8 |
| 19 | **95.0** [3.740] | 1-1546931-9 |
| 20 | **100.0** [3.937] | 2-1546931-0 |
| 21 | **105.0** [4.134] | 2-1546931-1 |
| 22 | **110.0** [4.331] | 2-1546931-2 |
| 23 | **115.0** [4.528] | 2-1546931-3 |
| 24 | **120.0** [4.724] | 2-1546931-4 |
| 25 | **125.0** [4.921] | 2-1546931-5 |

**Note:** Mate with Special Plug Connectors on pages 86 and 87.
*Wave solder process capable to 265°C [509°F] for 10 seconds.

### Unshrouded Straight Pin Headers, 10.0 mm Centerline Color – Black

**UL Rating – 300 V, 12 A**

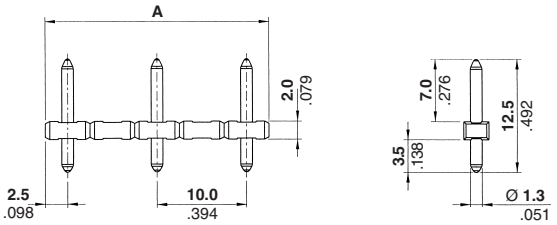


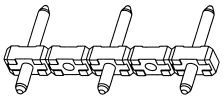

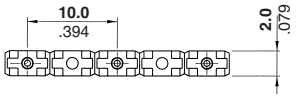


**Recommended PC Board Layout**

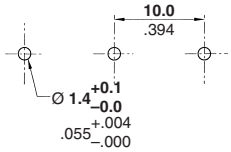


| No. of Positions | Dim. A | Part Numbers* |
|---|---|---|
| 2 | **15.0** [.591] | 1546932-2 |
| 3 | **25.0** [.984] | 1546932-3 |
| 4 | **35.0** [1.378] | 1546932-4 |
| 5 | **45.0** [1.772] | 1546932-5 |
| 6 | **55.0** [2.165] | 1546932-6 |

**Note:** Mate with Special Plug Connectors on page 88.
*Wave solder process capable to 265°C [509°F] for 10 seconds.



Catalog 1308389
Revised 6-07

www.tycoelectronics.com

Dimensions are in millimeters and inches unless otherwise specified.

Dimensions are shown for reference purposes only. Specifications subject to change.

USA: 1-800-522-6752
Canada: 1-905-470-4425
Mexico: 01-800-733-8926
C. America: 52-55-1106-0803

South America: 55-11-2103-6000
Hong Kong: 852-2735-1628
Japan: 81-44-844-8013
UK: 8706-080-208

**Note:** All part numbers are RoHS Compliant.

## Special Plug Connectors

### Special 90°/180° Plug Connectors, 5.0 mm Centerline Color – See chart.

### UL Rating – 300 V, 12 A 14-30 AWG

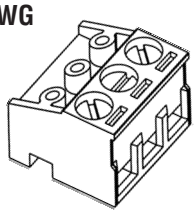

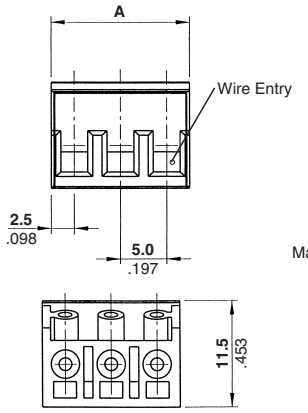


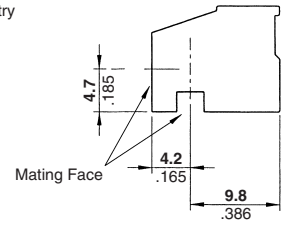


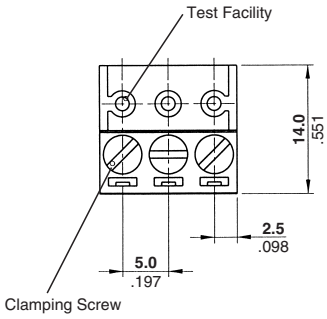


**Suggested Screw Torque**—6.0 in.-lbs.

| No. of Positions | Dim. A | Part Numbers Green | Part Numbers Black |
|---|---|---|---|
| 2 | **10.0** [.394] | 282830-2 | 1546018-2 |
| 3 | **15.0** [.591] | 282830-3 | 1546018-3 |
| 4 | **20.0** [.787] | 282830-4 | 1546018-4 |
| 5 | **25.0** [.984] | 282830-5 | 1546018-5 |
| 6 | **30.0** [1.181] | 282830-6 | 1546018-6 |
| 7 | **35.0** [1.378] | 282830-7 | 1546018-7 |
| 8 | **40.0** [1.575] | 282830-8 | 1546018-8 |
| 9 | **45.0** [1.772] | 282830-9 | 1546018-9 |
| 10 | **50.0** [1.968] | 1-282830-0 | 1-1546018-0 |
| 11 | **55.0** [2.165] | 1-282830-1 | 1-1546018-1 |
| 12 | **60.0** [2.362] | 1-282830-2 | 1-1546018-2 |
| 13 | **65.0** [2.559] | 1-282830-4 | 1-1546018-3 |

| No. of Positions | Dim. A | Part Numbers Green | Part Numbers Black |
|---|---|---|---|
| 14 | **70.0** [.591] | 1-282830-5 | 1-1546018-4 |
| 15 | **75.0** [.787] | 1-282830-6 | 1-1546018-5 |
| 16 | **80.0** [.984] | 1-282830-7 | 1-1546018-6 |
| 17 | **85.0** [1.181] | 1-282830-8 | 1-1546018-7 |
| 18 | **90.0** [1.378] | 1-282830-9 | 1-1546018-8 |
| 19 | **95.0** [1.575] | 2-282830-0 | 1-1546018-9 |
| 20 | **100.0** [1.772] | 2-282830-1 | 2-1546018-0 |
| 21 | **105.0** [1.968] | 2-282830-2 | 2-1546018-1 |
| 22 | **110.0** [2.165] | 2-282830-3 | 2-1546018-2 |
| 23 | **115.0** [2.362] | 2-282830-4 | 2-1546018-3 |
| 24 | **120.0** [2.362] | 2-282830-5 | 2-1546018-4 |
| 25 | **125.0** [2.362] | 2-282830-6 | 2-1546018-5 |

**Note:** Mate only with 1546931 (black) pin headers.

### Special 90°/270° Plug Connectors, 5.0 mm Centerline Color – Gray

### UL Rating – 300 V, 12 A 14-30 AWG

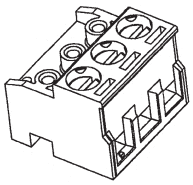

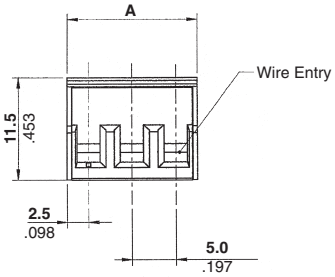


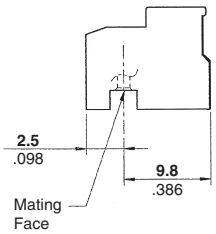


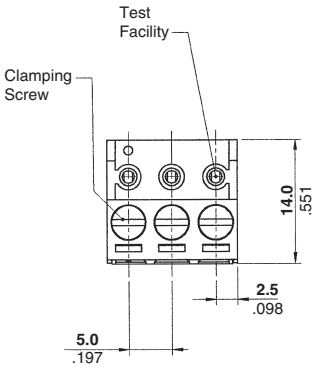


**Suggested Screw Torque**—6.0 in.-lbs.

| No. of Positions | Dim. A | Part Numbers |
|---|---|---|
| 2 | **10.0** [.394] | 1546226-2 |
| 3 | **15.0** [.591] | 1546226-3 |
| 4 | **20.0** [.787] | 1546226-4 |
| 5 | **25.0** [.984] | 1546226-5 |
| 6 | **30.0** [1.181] | 1546226-6 |
| 7 | **35.0** [1.378] | 1546226-7 |
| 8 | **40.0** [1.575] | 1546226-8 |
| 9 | **45.0** [1.772] | 1546226-9 |
| 10 | **50.0** [1.968] | 1-1546226-0 |
| 11 | **55.0** [2.165] | 1-1546226-1 |
| 12 | **60.0** [2.362] | 1-1546226-2 |
| 13 | **65.0** [2.559] | 1-1546226-3 |

| No. of Positions | Dim. A | Part Numbers |
|---|---|---|
| 14 | **70.0** [.591] | 1-1546226-4 |
| 15 | **75.0** [.787] | 1-1546226-5 |
| 16 | **80.0** [.984] | 1-1546226-6 |
| 17 | **85.0** [1.181] | 1-1546226-7 |
| 18 | **90.0** [1.378] | 1-1546226-8 |
| 19 | **95.0** [1.575] | 1-1546226-9 |
| 20 | **100.0** [1.772] | 2-1546226-0 |
| 21 | **105.0** [1.968] | 2-1546226-1 |
| 22 | **110.0** [2.165] | 2-1546226-2 |
| 23 | **115.0** [2.362] | 2-1546226-3 |
| 24 | **120.0** [2.362] | 2-1546226-4 |
| 25 | **125.0** [2.362] | 2-1546226-5 |

**Note:** Mate only with 1546931 (black) pin headers.



Dimensions are in millimeters and inches unless otherwise specified.

Dimensions are shown for reference purposes only. Specifications subject to change.

USA: 1-800-522-6752
Canada: 1-905-470-4425
Mexico: 01-800-733-8926
C. America: 52-55-1106-0803

South America: 55-11-2103-6000
Hong Kong: 852-2735-1628
Japan: 81-44-844-8013
UK: 8706-080-208

**Note:** All part numbers are RoHS Compliant.



## Special Plug Connectors with Latch

**Special 90°/270° Plug Connectors with Latch, 5.0 mm Centerline Color – Green**

**UL Rating – 300 V, 12 A**
**14-30 AWG**

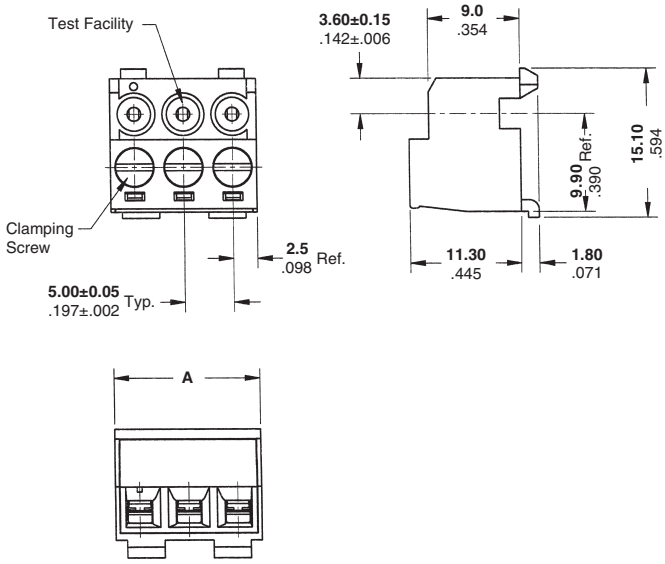


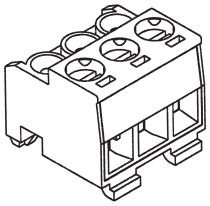

**Suggested Screw Torque**—6.0 in.-lbs.

| No. of Positions | Dimension A | Part Numbers |
|---|---|---|
| 2 | **10.0** [0.394] | 1546173-2 |
| 3 | **15.0** [0.591] | 1546173-3 |
| 4 | **20.0** [0.787] | 1546173-4 |
| 5 | **25.0** [0.984] | 1546173-5 |
| 6 | **30.0** [1.181] | 1546173-6 |
| 7 | **35.0** [1.378] | 1546173-7 |
| 8 | **40.0** [1.575] | 1546173-8 |
| 9 | **45.0** [1.772] | 1546173-9 |
| 10 | **50.0** [1.969] | 1-1546173-0 |
| 11 | **55.0** [2.165] | 1-1546173-1 |
| 12 | **60.0** [2.362] | 1-1546173-2 |

**Note:** Mate only with 1546931 (black) pin headers.



Dimensions are in millimeters and inches unless otherwise specified.

Dimensions are shown for reference purposes only. Specifications subject to change.

USA: 1-800-522-6752
Canada: 1-905-470-4425
Mexico: 01-800-733-8926
C. America: 52-55-1106-0803

South America: 55-11-2103-6000
Hong Kong: 852-2735-1628
Japan: 81-44-844-8013
UK: 8706-080-208

**Note:** All part numbers are RoHS Compliant.

## Special Plug Connectors

**Special 90°/180° Plug Connectors, 10.0 mm Centerline Color – Green**

**UL Rating – 600 V, 12 A 14-30 AWG**

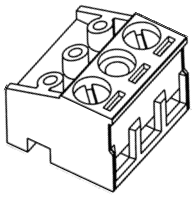

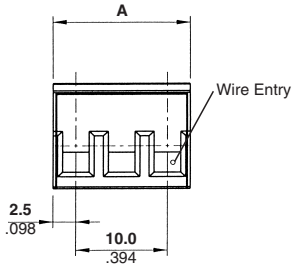


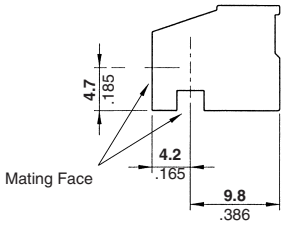


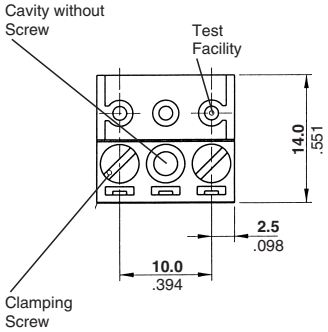


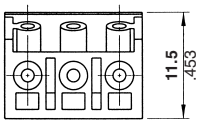


**Suggested Screw Torque**—6.0 in.-lbs.

| No. of Positions | Dim. A | Part Numbers |
|---|---|---|
| 2 | **15.0** [.591] | 282831-2 |
| 3 | **25.0** [.984] | 282831-3 |
| 4 | **35.0** [1.378] | 282831-4 |
| 5 | **45.0** [1.772] | 282831-5 |
| 6 | **55.0** [2.165] | 282831-6 |

**Note:** Mate only with 1546932 pin headers.



Dimensions are in millimeters and inches unless otherwise specified.

Dimensions are shown for reference purposes only. Specifications subject to change.

USA: 1-800-522-6752
Canada: 1-905-470-4425
Mexico: 01-800-733-8926
C. America: 52-55-1106-0803

South America: 55-11-2103-6000
Hong Kong: 852-2735-1628
Japan: 81-44-844-8013
UK: 8706-080-208

**Note:** All part numbers are RoHS Compliant.



## Flush-Mount Connectors

### 5 mm Pitch



### 5 mm Flush-Mount Plug-In Connectors with Cage Clamp Series B51C4 (Mate with Series B71N4 Pin Headers)

#### Material & Finish

**Housing Material**—Polyamide, Type 6/6

**Flammability**—UL94V-0

**Color**—Black

**Wire Entry Contact and Spring**—Phosphor bronze, tin plated

**Wire Cage**—Hardened steel, zinc plated, yellow chromate treated

**Screw**—M2.5 x 6.2mm, steel, zinc plated, clear chromate treated

#### Mechanical Properties

**Pitch (terminal spacing)**—5mm

**Wire Strip Length**—6.4mm

**Recommended Tightening Torque**— 0.5Nm [4.4 in-lbs]

#### Electrical Properties

**Maximum Current**—15A

**Operating Voltage**—300V (5mm)

**Wire Range**—12-30 AWG

**Dielectric Withstand**—2200V (5mm)

#### Environmental Properties

**Operating Temperature Range**—-60˚C to +105˚C [-76°F to +221°F]

**B51C4U (universal mounting)**

**A DIM**

**5 mm: A = N x 5**

**N = # of Poles**

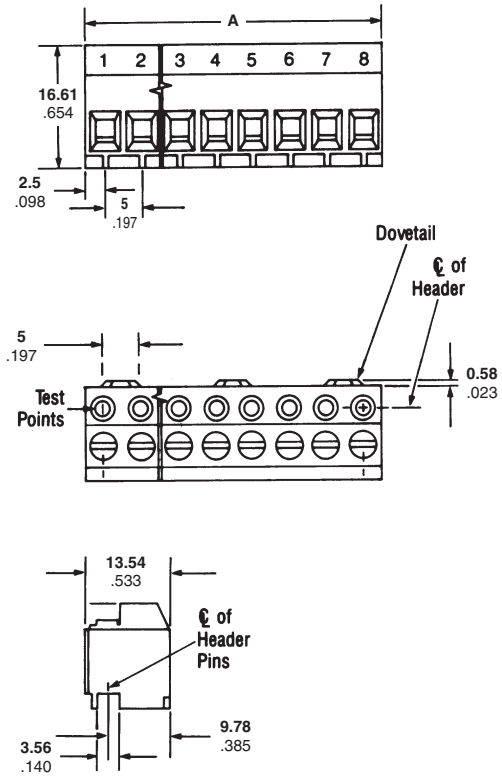


| No. of Positions | 5mm Universal | |
|---|---|---|
| | Part Number | Catalog Number |
| 2 | 1437426-1 | B51C4U02T |
| 3 | 1437426-3 | B51C4U03T |
| 4 | 1437426-9 | B51C4U04T |
| 5 | 1-1437426-3 | B51C4U05T |
| 6 | 1-1437426-6 | B51C4U06T |
| 7 | 2-1437426-0 | B51C4U07T |
| 8 | 2-1437426-5 | B51C4U08T |
| 9 | 2-1437426-8 | B51C4U09T |
| 10 | 3-1437426-2 | B51C4U10T |
| 11 | 3-1437426-6 | B51C4U11T |
| 12 | 3-1437426-9 | B51C4U12T |
| 13 | 4-1437426-6 | B51C4U13T |
| 14 | 4-1437426-9 | B51C4U14T |
| 15 | 5-1437426-1 | B51C4U15T |
| 16 | 5-1437426-3 | B51C4U16T |
| 17 | — | B51C4U17T |
| 18 | 5-1437426-6 | B51C4U18T |
| 19 | — | B51C4U19T |
| 20 | 5-1437426-7 | B51C4U20T |
| 21 | — | B51C4U21T |
| 22 | 5-1437426-8 | B51C4U22T |
| 23 | — | B51C4U23T |
| 24 | 5-1437426-9 | B51C4U24T |

LR28387 E63810



Catalog 1308389
Revised 6-07

www.tycoelectronics.com

Dimensions are in millimeters and inches unless otherwise specified.

Dimensions are shown for reference purposes only. Specifications subject to change.

USA: 1-800-522-6752
Canada: 1-905-470-4425
Mexico: 01-800-733-8926
C. America: 52-55-1106-0803

South America: 55-11-2103-6000
Hong Kong: 852-2735-1628
Japan: 81-44-844-8013
UK: 8706-080-208

**Note:** All part numbers are RoHS Compliant.

# Flush-Mount Pin Headers

## 5 mm Pitch

### 5 mm Flush-Mount Pin Headers Series B71N4 (Mate with Series B51C4 Connectors)

### Material & Finish

**Housing Material**—Liquid crystal polymer

**Flammability**—UL94V-0

**Color**—Black

**Solder Pin**—Phosphor bronze, tin plated

### Mechanical Properties

**Pitch (Pin Spacing)**—5mm

**Recommended PCB Hole Dia.**—1.7mm

### Electrical Properties

**Maximum Current**—15A

**Operating Voltage**—300V (5mm)

### Environmental Properties

**Operating Temperature Range**—-30˚C to +105˚C [-22°F to 221°F] Tin contact system

**(Vertical Solder Pins)**

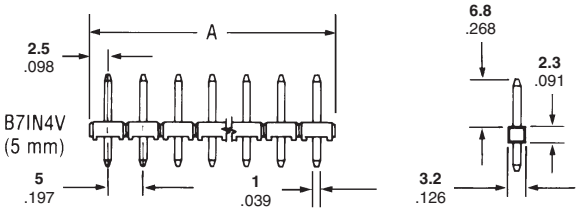


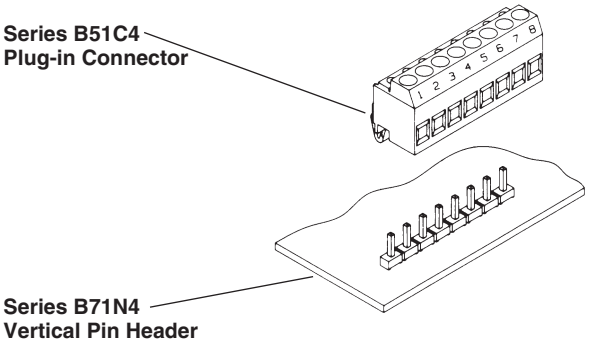


| No. of Positions | Dimension A | Part Number | Catalog Number |
|---|---|---|---|
| 2 | **10.00** [.394] | 1776452-2 | B71N4V02T |
| 3 | **15.00** [.591] | 1776452-3 | B71N4V03T |
| 4 | **15.00** [.591] | 1776452-4 | B71N4V04T |
| 5 | **25.00** [.984] | 1776452-5 | B71N4V05T |
| 6 | **30.00** [1.181] | 1776452-6 | B71N4V06T |
| 7 | **35.00** [1.378] | 1776452-7 | B71N4V07T |
| 8 | **40.00** [1.575] | 1776452-8 | B71N4V08T |
| 9 | **45.00** [1.772] | 1776452-9 | B71N4V09T |
| 10 | **50.00** [1.969] | 1-1776452-0 | B71N4V10T |
| 11 | **55.00** [2.165] | 1-1776452-1 | B71N4V11T |
| 12 | **60.00** [2.362] | 1-1776452-2 | B71N4V12T |
| 13 | **65.00** [2.559] | 1-1776452-3 | B71N4V13T |
| 14 | **70.00** [2.756] | 1-1776452-4 | B71N4V14T |
| 15 | **75.00** [2.953] | 1-1776452-5 | B71N4V15T |
| 16 | **80.00** [3.150] | 1-1776452-6 | B71N4V16T |
| 17 | **85.00** [3.346] | 1-1776452-7 | B71N4V17T |
| 18 | **90.00** [3.543] | 1-1776452-8 | B71N4V18T |
| 19 | — | — | B71N4V19T |
| 20 | **100.00** [3.937] | 2-1776452-0 | B71N4V20T |
| 21 | — | — | B71N4V21T |
| 22 | **110.00** [4.331] | 2-1776452-2 | B71N4V22T |
| 23 | — | — | B71N4V23T |
| 24 | **120.00** [4.724] | 2-1776452-4 | B71N4V24T |

LR28387 E63810



Dimensions are in millimeters and inches unless otherwise specified.

Dimensions are shown for reference purposes only. Specifications subject to change.

USA: 1-800-522-6752
Canada: 1-905-470-4425
Mexico: 01-800-733-8926
C. America: 52-55-1106-0803

South America: 55-11-2103-6000
Hong Kong: 852-2735-1628
Japan: 81-44-844-8013
UK: 8706-080-208

**Note:** All part numbers are RoHS Compliant.



## Flush-Mount Connectors

### 5.08 mm Pitch



### 5.08 mm Flush-Mount Plug-In Connectors with Cage Clamp Series B51C8 (Mate with Series B71N8 Pin Headers)

#### Material & Finish

**Housing Material**—Polyamide, Type 6/6

**Flammability**—UL94V-0

**Color**—Blue

**Wire Entry Contact and Spring**—Phosphor bronze, tin plated

**Wire Cage**—Hardened steel, zinc plated, yellow chromate treated

**Screw**—M2.5 x 6.2mm, steel, zinc plated, clear chromate treated

#### Mechanical Properties

**Pitch (terminal spacing)**—5.08mm

**Mounting**—Universal (vertical & horizonal)

**Wire Strip Length**—6.4mm

**Recommended Tightening Torque**—0.5 Nm (4.4 in-lbs)

#### Electrical Properties

**Maximum Current**—15A

**Operating Voltage**—300V (5.08mm)

**Wire Range**—12-30 AWG

**Dielectric Withstand**—2200V (5.08mm)

#### Environmental Properties

**Operating Temperature Range**—-60˚C to +105˚C [-76°F to 221°F]

**B51C8U (universal mounting)**

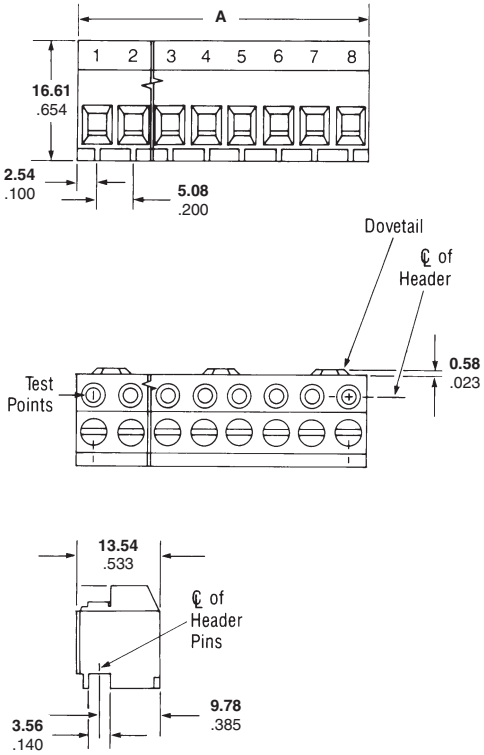


| No. of Positions | Dim. A | Part Number | Catalog Number |
|---|---|---|---|
| 2 | **10.16** [.400] | 7-1437426-1 | B51C8U02T |
| 3 | **15.24** [.600] | 7-1437426-2 | B51C8U03T |
| 4 | **20.32** [.800] | 7-1437426-4 | B51C8U04T |
| 5 | **25.40** [1.000] | 7-1437426-5 | B51C8U05T |
| 6 | **30.48** [1.200] | 7-1437426-7 | B51C8U06T |
| 7 | **35.56** [1.400] | 7-1437426-8 | B51C8U07T |
| 8 | **40.64** [1.600] | 8-1437426-0 | B51C8U08T |
| 9 | **45.72** [1.800] | 8-1437426-1 | B51C8U09T |
| 10 | **50.80** [2.000] | 8-1437426-3 | B51C8U10T |
| 11 | **55.88** [2.200] | 8-1437426-6 | B51C8U11T |
| 12 | **60.96** [2.400] | 8-1437426-7 | B51C8U12T |
| 13 | **66.04** [2.600] | 9-1437426-0 | B51C8U13T |
| 14 | **71.12** [2.800] | 9-1437426-1 | B51C8U14T |
| 15 | **76.20** [3.000] | 9-1437426-2 | B51C8U15T |

LR28387 E63810



Dimensions are in millimeters and inches unless otherwise specified.

Dimensions are shown for reference purposes only. Specifications subject to change.

USA: 1-800-522-6752
Canada: 1-905-470-4425
Mexico: 01-800-733-8926
C. America: 52-55-1106-0803

South America: 55-11-2103-6000
Hong Kong: 852-2735-1628
Japan: 81-44-844-8013
UK: 8706-080-208

**Note:** All part numbers are RoHS Compliant.

## Flush-Mount Pin Headers

### 5.08 mm Pitch

### 5.08 mm Flush-Mount Pin Headers Series B71N8 (Mates with Series B51C8 Connectors)

**(vertical solder pins)**

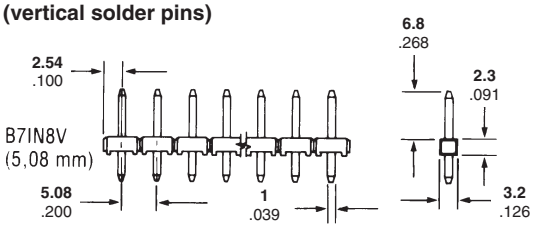


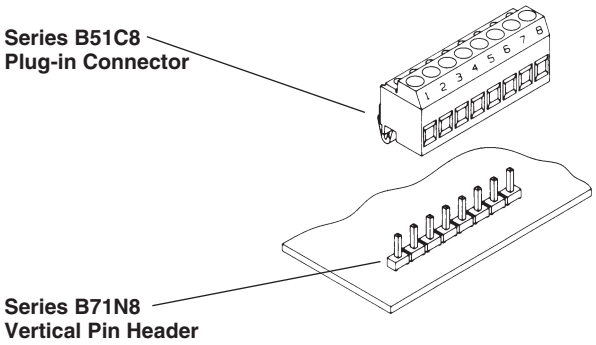


### Material & Finish

**Housing Material**—Liquid crystal polymer

**Flammability**—UL94V-0

**Color**—Brown

**Pin**—Phosphor bronze, tin plated

### Mechanical Properties

**Pitch (pin spacing)**—5.08mm

**Recommended PCB Hole Dia.**—1.7mm

### Electrical Properties

**Maximum Current**—15A

**Operating Voltage**—300V (5mm)

### Environmental Properties

**Operating Temperature Range**—-30˚C to +105˚C [-22°F to 221°F] Tin contact system

| No. of Positions | Part Number | Catalog Number |
|---|---|---|
| 2 | 1776453-2 | B71N8V02T |
| 3 | 1776453-3 | B71N8V03T |
| 4 | 1776453-4 | B71N8V04T |
| 5 | 1776453-5 | B71N8V05T |
| 6 | 1776453-6 | B71N8V06T |
| 7 | 1776453-7 | B71N8V07T |
| 8 | 1776453-8 | B71N8V08T |
| 9 | 1776453-9 | B71N8V09T |
| 10 | 1-1776453-0 | B71N8V10T |
| 11 | 1-1776453-1 | B71N8V11T |
| 12 | 1-1776453-2 | B71N8V12T |
| 13 | — | B71N8V13T |
| 14 | 1-1776453-4 | B71N8V14T |
| 15 | — | B71N8V15T |
| 16 | 1-1776453-6 | B71N8V16T |
| 17 | 1-1776453-7 | B71N8V17T |
| 18 | 1-1776453-8 | B71N8V18T |
| 19 | — | B71N8V19T |
| 20 | 2-1776453-0 | B71N8V20T |
| 21 | — | B71N8V21T |
| 22 | 2-1776453-2 | B71N8V22T |
| 23 | — | B71N8V23T |
| 24 | 2-1776453-4 | B71N8V24T |

LR28387 E63810



Dimensions are in millimeters and inches unless otherwise specified.

Dimensions are shown for reference purposes only. Specifications subject to change.

USA: 1-800-522-6752
Canada: 1-905-470-4425
Mexico: 01-800-733-8926
C. America: 52-55-1106-0803

South America: 55-11-2103-6000
Hong Kong: 852-2735-1628
Japan: 81-44-844-8013
UK: 8706-080-208

**Note:** All part numbers are RoHS Compliant.



## Wire Protector Versions

### Product Facts

- **Modular configuration designed with a dovetail and special detent to provide a more reliable attachment after combining smaller sizes to increase the number of available wire positions**
- **Accepts various wire ranges from 14-22 AWG**
- **Exceptional UL Flammability Classification. All are rated to a flammability classification of UL 94V-0. To achieve the UL94V-0 classification, all materials are tested and proven to be self-extinguishing**
- **UL Recognition File No. E28476**
- **CSA Certification File No. 209071**
- **Pitches Available**
  - **5.0 mm and 5.08 mm Low Profile**
  - **Side and top wire entry**
    - **3.5 mm Side Entry Only**
    - **5.00 mm**
  - **5.0 mm and 5.08 mm 45° wire entry**
- **Various position sizes available**
- **Ink marking available**
- **Other colors available upon request other than those listed in catalog**



Has full wire guard protection so that the screw does not press directly on the wire. Offers “Lower Profile” terminal block than the cage clamp style. Designed for infrequent terminations.

The screw is able to accommodate both Slot head and Phillips style screwdrivers.

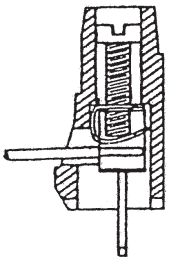

**Open**

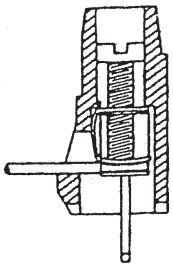

**Closed**



Catalog 1308389
Revised 6-07

www.tycoelectronics.com

Dimensions are in millimeters and inches unless otherwise specified.

Dimensions are shown for reference purposes only. Specifications subject to change.

USA: 1-800-522-6752
Canada: 1-905-470-4425
Mexico: 01-800-733-8926
C. America: 52-55-1106-0803

South America: 55-11-2103-6000
Hong Kong: 852-2735-1628
Japan: 81-44-844-8013
UK: 8706-080-208

**Note:** All part numbers are RoHS Compliant.

## PCB Mount, Straight, Top Wire Entry Connectors

**Terminal Block PCB Mount**
**Top Wire Entry**
**w/Interlock**
**5.0 mm Pitch (LT)**
**Color – Blue**

**UL Rating – 250 V, 10 A**
**14-22 AWG**

**Suggested Screw Torque**—
4.0 in.-lbs.

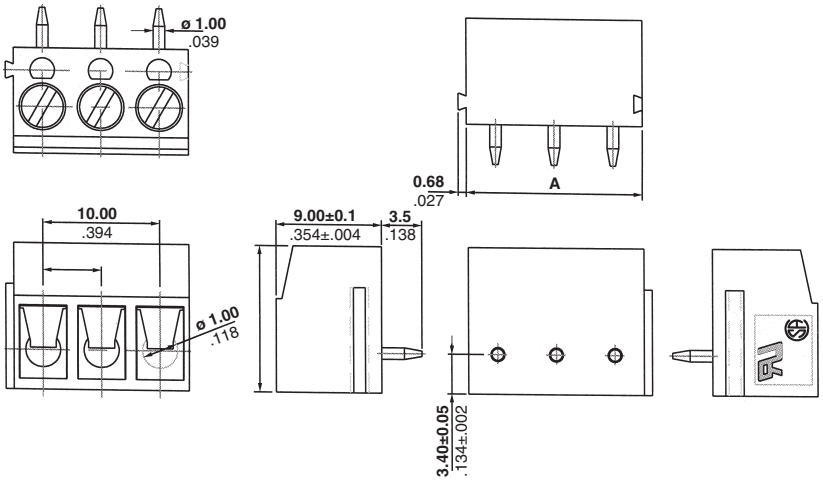


| No. of Positions | Dim. A | Part Numbers |
|---|---|---|
| 2 | **10.0** [0.394] | 1776492-2 |
| 3 | **15.0** [0.591] | 1776492-3 |
| 4 | **20.0** [0.787] | 1776492-4 |
| 5 | **25.0** [0.984] | 1776492-5 |
| 6 | **30.0** [1.181] | 1776492-6 |
| 7 | **35.0** [1.378] | 1776492-7 |
| 8 | **40.0** [1.575] | 1776492-8 |
| 9 | **45.0** [1.772] | 1776492-9 |
| 10 | **50.0** [1.968] | 1-1776492-0 |
| 11 | **55.0** [2.165] | 1-1776492-1 |
| 12 | **60.0** [2.362] | 1-1776492-2 |
| 13 | **65.0** [2.559] | 1-1776492-3 |
| 14 | **70.0** [2.756] | 1-1776492-4 |
| 15 | **75.0** [2.953] | 1-1776492-5 |
| 16 | **80.0** [3.150] | 1-1776492-6 |
| 17 | **85.0** [3.346] | 1-1776492-7 |
| 18 | **90.0** [3.543] | 1-1776492-8 |
| 19 | **95.0** [3.740] | 1-1776492-9 |
| 20 | **100.0** [3.937] | 2-1776492-0 |
| 21 | **105.0** [4.134] | 2-1776492-1 |
| 22 | **110.0** [4.331] | 2-1776492-2 |
| 23 | **115.0** [4.528] | 2-1776492-3 |
| 24 | **120.0** [4.724] | 2-1776492-4 |

Wave solder process capable to 265°C [509°F] for 10 seconds



Dimensions are in millimeters and inches unless otherwise specified.

Dimensions are shown for reference purposes only. Specifications subject to change.

USA: 1-800-522-6752
Canada: 1-905-470-4425
Mexico: 01-800-733-8926
C. America: 52-55-1106-0803

South America: 55-11-2103-6000
Hong Kong: 852-2735-1628
Japan: 81-44-844-8013
UK: 8706-080-208

**Note:** All part numbers are RoHS Compliant.



## PCB Mount, Straight, Top Wire Entry Connectors (Continued)

**Terminal Block PCB Mount**
**Top Wire Entry**
**Low Profile w/Interlock**
**5.0 mm Pitch (LT)**
**Color – See chart.**

**UL Rating – 250 V, 10 A**
**14-22 AWG**

**Suggested Screw Torque**—
4.5 in.-lbs.

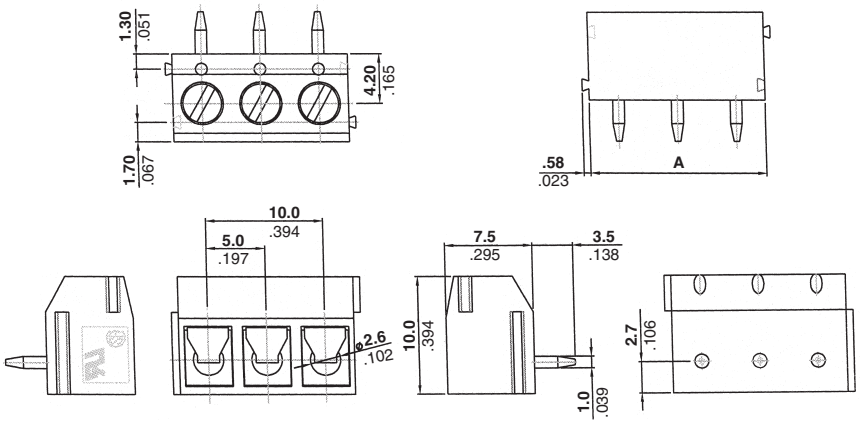


| No. of Positions | Dim. A | Part No. | |
|---|---|---|---|
| | | Blue | Green |
| 2 | **10.0** [.394] | 1776555-2 | 1776267-2 |
| 3 | **15.0** [.591] | 1776555-3 | 1776267-3 |
| 4 | **20.0** [.787] | 1776555-4 | 1776267-4 |
| 5 | **25.0** [.984] | 1776555-5 | 1776267-5 |
| 6 | **30.0** [1.181] | 1776555-6 | 1776267-6 |
| 7 | **35.0** [1.378] | 1776555-7 | 1776267-7 |
| 8 | **40.0** [1.575] | 1776555-8 | 1776267-8 |
| 9 | **45.0** [1.772] | 1776555-9 | 1776267-9 |
| 10 | **50.0** [1.968] | 1-1776555-0 | 1-1776267-0 |
| 11 | **55.0** [2.165] | 1-1776555-1 | 1-1776267-1 |
| 12 | **60.0** [2.362] | 1-1776555-2 | 1-1776267-2 |
| 13 | **65.0** [2.559] | 1-1776555-3 | 1-1776267-3 |
| 14 | **70.0** [.591] | 1-1776555-4 | 1-1776267-4 |
| 15 | **75.0** [.787] | 1-1776555-5 | 1-1776267-5 |
| 16 | **80.0** [.984] | 1-1776555-6 | 1-1776267-6 |
| 17 | **85.0** [1.181] | 1-1776555-7 | 1-1776267-7 |
| 18 | **90.0** [1.378] | 1-1776555-8 | 1-1776267-8 |
| 19 | **95.0** [1.575] | 1-1776555-9 | 1-1776267-9 |
| 20 | **100.0** [1.772] | 2-1776555-0 | 2-1776267-0 |
| 21 | **105.0** [1.968] | 2-1776555-1 | 2-1776267-1 |
| 22 | **110.0** [2.165] | 2-1776555-2 | 2-1776267-2 |
| 23 | **115.0** [2.362] | 2-1776555-3 | 2-1776267-3 |
| 24 | **120.0** [2.362] | 2-1776555-4 | 2-1776267-4 |

Wave solder process capable to 265°C [509°F] for 10 seconds



Dimensions are in millimeters and inches unless otherwise specified.

Dimensions are shown for reference purposes only. Specifications subject to change.

USA: 1-800-522-6752
Canada: 1-905-470-4425
Mexico: 01-800-733-8926
C. America: 52-55-1106-0803

South America: 55-11-2103-6000
Hong Kong: 852-2735-1628
Japan: 81-44-844-8013
UK: 8706-080-208

**Note:** All part numbers are RoHS Compliant.

## PCB Mount, Straight, Side Wire Entry Connectors

**Terminal Block PCB Mount**
**Side Wire Entry**
**w/Interlock**
**3.5 mm Pitch (LT)**
**Color – Blue**

**UL Rating – 250 V, 7 A**
**18-26 AWG**

**Suggested Screw Torque**—
2.5 in.-lbs.

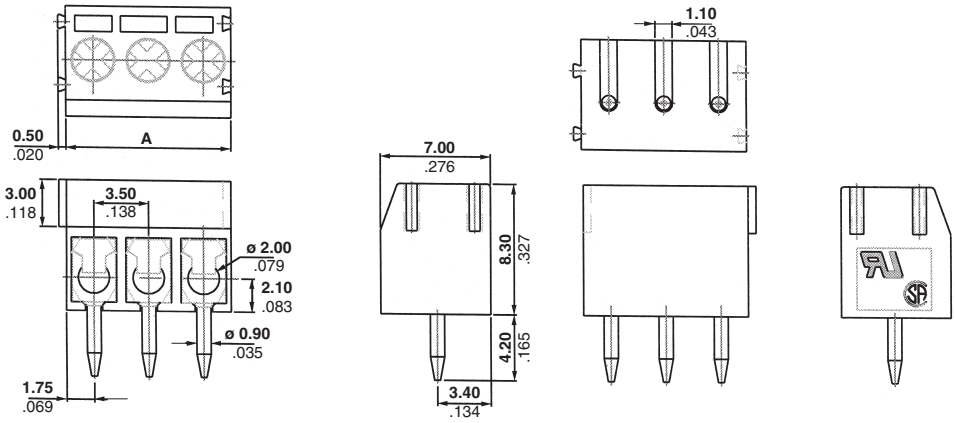


| No. of Positions | Dim. A | Part Numbers |
|---|---|---|
| 2 | **7.00** [.276] | 1776275-2 |
| 3 | **10.50** [.413] | 1776275-3 |
| 4 | **14.00** [.551] | 1776275-4 |
| 5 | **17.50** [.689] | 1776275-5 |
| 6 | **21.00** [.827] | 1776275-6 |
| 7 | **24.50** [.965] | 1776275-7 |
| 8 | **28.00** [1.102] | 1776275-8 |
| 9 | **31.50** [1.240] | 1776275-9 |
| 10 | **35.00** [1.378] | 1-1776275-0 |
| 11 | **38.50** [1.516] | 1-1776275-1 |
| 12 | **42.00** [1.654] | 1-1776275-2 |
| 13 | **45.50** [1.791] | 1-1776275-3 |
| 14 | **49.00** [1.929] | 1-1776275-4 |
| 15 | **52.50** [2.067] | 1-1776275-5 |
| 16 | **54.00** [2.126] | 1-1776275-6 |
| 17 | **57.50** [2.264] | 1-1776275-7 |
| 18 | **61.00** [2.402] | 1-1776275-8 |
| 19 | **64.50** [2.539] | 1-1776275-9 |
| 20 | **68.00** [2.677] | 2-1776275-0 |
| 21 | **71.50** [2.815] | 2-1776275-1 |
| 22 | **75.00** [2.953] | 2-1776275-2 |
| 23 | **78.50** [3.091] | 2-1776275-3 |
| 24 | **82.00** [3.228] | 2-1776275-4 |

Wave solder process capable to 265°C [509°F] for 10 seconds



Dimensions are in millimeters and inches unless otherwise specified.

Dimensions are shown for reference purposes only. Specifications subject to change.

USA: 1-800-522-6752
Canada: 1-905-470-4425
Mexico: 01-800-733-8926
C. America: 52-55-1106-0803

South America: 55-11-2103-6000
Hong Kong: 852-2735-1628
Japan: 81-44-844-8013
UK: 8706-080-208

**Note:** All part numbers are RoHS Compliant.



## PCB Mount, Straight, Side Wire Entry Connectors (Continued)

**Terminal Block PCB Mount**
**Side Wire Entry**
**Low Profile w/Interlock**
**5.0 mm Pitch (LT)**

**UL Rating – 250 V, 10 A**
**14-22 AWG**

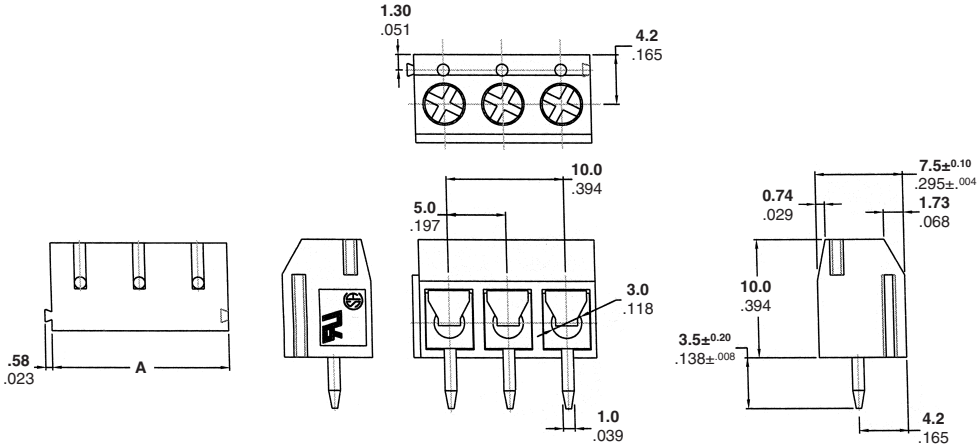


**Suggested Screw Torque**—
4.5 in.-lbs.

| No. of Positions | Dim. A | Part Numbers | | | |
|---|---|---|---|---|---|
| | | Blue | Green | Gray | Black |
| 2 | **10.0** [.394] | 1776244-2 | 1776266-2 | 1776504-2 | 1776269-2 |
| 3 | **15.0** [.591] | 1776244-3 | 1776266-3 | 1776504-3 | 1776269-3 |
| 4 | **20.0** [.787] | 1776244-4 | 1776266-4 | 1776504-4 | 1776269-4 |
| 5 | **25.0** [.984] | 1776244-5 | 1776266-5 | 1776504-5 | 1776269-5 |
| 6 | **30.0** [1.181] | 1776244-6 | 1776266-6 | 1776504-6 | 1776269-6 |
| 7 | **35.0** [1.378] | 1776244-7 | 1776266-7 | 1776504-7 | 1776269-7 |
| 8 | **40.0** [1.575] | 1776244-8 | 1776266-8 | 1776504-8 | 1776269-8 |
| 9 | **45.0** [1.772] | 1776244-9 | 1776266-9 | 1776504-9 | 1776269-9 |
| 10 | **50.0** [1.968] | 1-1776244-0 | 1-1776266-0 | 1-1776504-0 | 1-1776269-0 |
| 11 | **55.0** [2.165] | 1-1776244-1 | 1-1776266-1 | 1-1776504-1 | 1-1776269-1 |
| 12 | **60.0** [2.362] | 1-1776244-2 | 1-1776266-2 | 1-1776504-2 | 1-1776269-2 |
| 13 | **65.0** [2.559] | 1-1776244-3 | 1-1776266-3 | 1-1776504-3 | 1-1776269-3 |
| 14 | **70.0** [.591] | 1-1776244-4 | 1-1776266-4 | 1-1776504-4 | 1-1776269-4 |
| 15 | **75.0** [.787] | 1-1776244-5 | 1-1776266-5 | 1-1776504-5 | 1-1776269-5 |
| 16 | **80.0** [.984] | 1-1776244-6 | 1-1776266-6 | 1-1776504-6 | 1-1776269-6 |
| 17 | **85.0** [1.181] | 1-1776244-7 | 1-1776266-7 | 1-1776504-7 | 1-1776269-7 |
| 18 | **90.0** [1.378] | 1-1776244-8 | 1-1776266-8 | 1-1776504-8 | 1-1776269-8 |
| 19 | **95.0** [1.575] | 1-1776244-9 | 1-1776266-9 | 1-1776504-9 | 1-1776269-9 |
| 20 | **100.0** [1.772] | 2-1776244-0 | 2-1776266-0 | 2-1776504-0 | 2-1776269-0 |
| 21 | **105.0** [1.968] | 2-1776244-1 | 2-1776266-1 | 2-1776504-1 | 2-1776269-1 |
| 22 | **110.0** [2.165] | 2-1776244-2 | 2-1776266-2 | 2-1776504-2 | 2-1776269-2 |
| 23 | **115.0** [2.362] | 2-1776244-3 | 2-1776266-3 | 2-1776504-3 | 2-1776269-3 |
| 24 | **120.0** [2.362] | 2-1776244-4 | 2-1776266-4 | 2-1776504-4 | 2-1776269-4 |

Wave solder process capable to 265°C [509°F] for 10 seconds



Dimensions are in millimeters and inches unless otherwise specified.

Dimensions are shown for reference purposes only. Specifications subject to change.

USA: 1-800-522-6752
Canada: 1-905-470-4425
Mexico: 01-800-733-8926
C. America: 52-55-1106-0803

South America: 55-11-2103-6000
Hong Kong: 852-2735-1628
Japan: 81-44-844-8013
UK: 8706-080-208

**Note:** All part numbers are RoHS Compliant.

## PCB Mount, Straight, Side Wire Entry Connectors (Continued)

**Terminal Block PCB Mount**
**Side Wire Entry**
**w/Interlock**
**5.00 mm Pitch (LT)**
**Color – Blue**

**UL Rating – 250 V, 10 A**
**14-22 AWG**

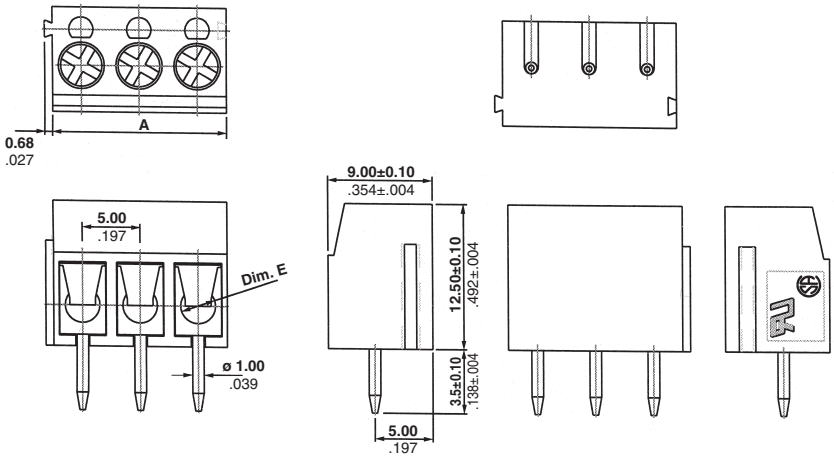


**Suggested Screw Torque**—
4.5 in.-lbs.

| No. of Positions | Dim. A | Part Numbers |
|---|---|---|
| 2 | **10.00** [.394] | 1776491-2 |
| 3 | **15.00** [.591] | 1776491-3 |
| 4 | **20.00** [.787] | 1776491-4 |
| 5 | **25.00** [.984] | 1776491-5 |
| 6 | **30.00** [1.181] | 1776491-6 |
| 7 | **35.00** [1.378] | 1776491-7 |
| 8 | **40.00** [1.575] | 1776491-8 |
| 9 | **45.00** [1.772] | 1776491-9 |
| 10 | **50.00** [1.969] | 1-1776491-0 |
| 11 | **55.00** [2.165] | 1-1776491-1 |
| 12 | **60.00** [2.362] | 1-1776491-2 |
| 13 | **65.00** [2.559] | 1-1776491-3 |
| 14 | **70.00** [2.756] | 1-1776491-4 |
| 15 | **75.00** [2.953] | 1-1776491-5 |
| 16 | **80.00** [3.150] | 1-1776491-6 |
| 17 | **85.00** [3.346] | 1-1776491-7 |
| 18 | **90.00** [3.543] | 1-1776491-8 |
| 19 | **95.00** [3.740] | 1-1776491-9 |
| 20 | **100.00** [3.937] | 2-1776491-0 |
| 21 | **105.00** [4.134] | 2-1776491-1 |
| 22 | **110.00** [4.331] | 2-1776491-2 |
| 23 | **115.00** [4.525] | 2-1776491-3 |
| 24 | **120.00** [4.724] | 2-1776491-4 |

Wave solder process capable to 265°C [509°F] for 10 seconds



Dimensions are in millimeters and inches unless otherwise specified.

Dimensions are shown for reference purposes only. Specifications subject to change.

USA: 1-800-522-6752
Canada: 1-905-470-4425
Mexico: 01-800-733-8926
C. America: 52-55-1106-0803

South America: 55-11-2103-6000
Hong Kong: 852-2735-1628
Japan: 81-44-844-8013
UK: 8706-080-208

**Note:** All part numbers are RoHS Compliant.



## 45° Wire Inlet Connectors

### Terminal Block
### 45° Wire Inlet w/Interlock
### 5.00 mm Pitch (LT)
### Color – Blue

### UL Rating – 250 V, 10 A
### 14-22 AWG

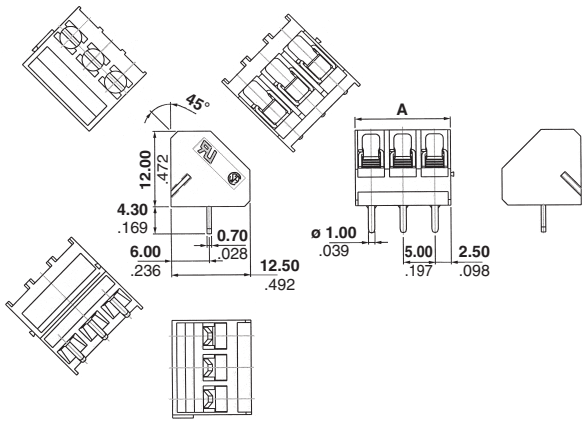


**Suggested Screw Torque**—
4.0 in.-lbs.

| No. of Positions | Dim. A | Part Numbers |
|---|---|---|
| 2 | **10.00** [.394] | 1776252-2 |
| 3 | **15.00** [.591] | 1776252-3 |
| 4 | **20.00** [.787] | 1776252-4 |
| 5 | **25.00** [.984] | 1776252-5 |
| 6 | **30.00** [1.181] | 1776252-6 |
| 7 | **35.00** [1.378] | 1776252-7 |
| 8 | **40.00** [1.575] | 1776252-8 |
| 9 | **45.00** [1.772] | 1776252-9 |
| 10 | **50.00** [1.969] | 1-1776252-0 |
| 11 | **55.00** [2.165] | 1-1776252-1 |
| 12 | **60.00** [2.362] | 1-1776252-2 |
| 13 | **65.00** [2.559] | 1-1776252-3 |

| No. of Positions | Dim. A | Part Numbers |
|---|---|---|
| 14 | **70.00** [2.756] | 1-1776252-4 |
| 15 | **75.00** [2.953] | 1-1776252-5 |
| 16 | **80.00** [3.150] | 1-1776252-6 |
| 17 | **85.00** [3.346] | 1-1776252-7 |
| 18 | **90.00** [3.543] | 1-1776252-8 |
| 19 | **95.00** [3.740] | 1-1776252-9 |
| 20 | **100.00** [3.937] | 2-1776252-0 |
| 21 | **105.00** [4.134] | 2-1776252-1 |
| 22 | **110.00** [4.331] | 2-1776252-2 |
| 23 | **115.00** [4.528] | 2-1776252-3 |
| 24 | **120.00** [4.724] | 2-1776252-4 |

Wave solder process capable to 265°C [509°F] for 10 seconds

### Terminal Block
### 45° Wire Inlet w/Interlock
### 5.08 mm Pitch (LT)
### Color – Blue

### UL Rating – 250 V, 10 A
### 14-22 AWG

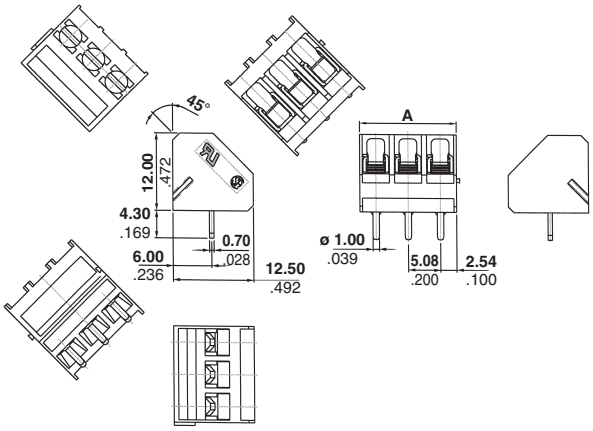


**Suggested Screw Torque**—
4.0 in.-lbs.

| No. of Positions | Dim. A | Part Numbers |
|---|---|---|
| 2 | **10.16** [.400] | 1776258-2 |
| 3 | **15.24** [.600] | 1776258-3 |
| 4 | **20.32** [.800] | 1776258-4 |
| 5 | **25.40** [1.000] | 1776258-5 |
| 6 | **30.48** [1.200] | 1776258-6 |
| 7 | **35.56** [1.400] | 1776258-7 |
| 8 | **40.64** [1.600] | 1776258-8 |
| 9 | **45.72** [1.800] | 1776258-9 |
| 10 | **50.80** [2.000] | 1-1776258-0 |
| 11 | **55.88** [2.200] | 1-1776258-1 |
| 12 | **60.96** [2.400] | 1-1776258-2 |
| 13 | **66.04** [2.600] | 1-1776258-3 |

| No. of Positions | Dim. A | Part Numbers |
|---|---|---|
| 14 | **71.12** [2.800] | 1-1776258-4 |
| 15 | **76.20** [3.000] | 1-1776258-5 |
| 16 | **81.28** [3.200] | 1-1776258-6 |
| 17 | **86.36** [3.400] | 1-1776258-7 |
| 18 | **91.44** [3.600] | 1-1776258-8 |
| 19 | **96.52** [3.800] | 1-1776258-9 |
| 20 | **101.60** [4.000] | 2-1776258-0 |
| 21 | **106.68** [4.200] | 2-1776258-1 |
| 22 | **111.76** [4.400] | 2-1776258-2 |
| 23 | **116.84** [4.600] | 2-1776258-3 |
| 24 | **121.92** [4.800] | 2-1776258-4 |

Wave solder process capable to 265°C [509°F] for 10 seconds





Dimensions are in millimeters and inches unless otherwise specified.

Dimensions are shown for reference purposes only. Specifications subject to change.

USA: 1-800-522-6752
Canada: 1-905-470-4425
Mexico: 01-800-733-8926
C. America: 52-55-1106-0803
South America: 55-11-2103-6000
Hong Kong: 852-2735-1628
Japan: 81-44-844-8013
UK: 8706-080-208

**Note:** All part numbers are RoHS Compliant.

## Plug, Flush Mount

**Plug**
**Flush Mount**
**5.00 mm Pitch**
**Color – See chart.**

**UL Rating – 250/300 V, 10 A**
**14-22 AWG**

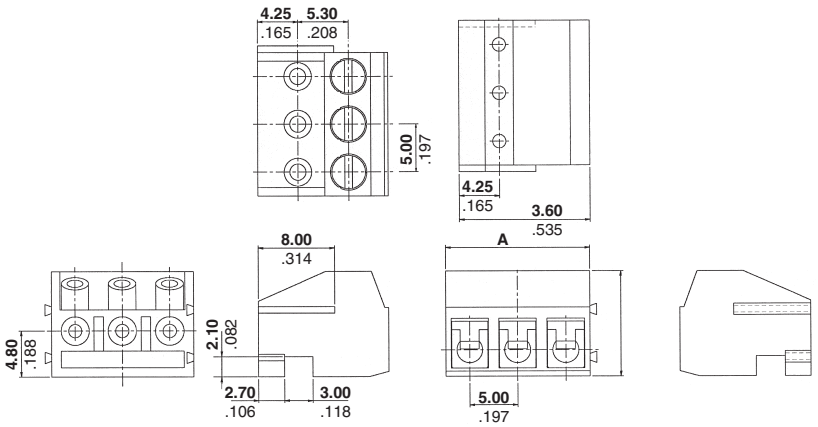


**Suggested Screw Torque**—
4.5 in.-lbs.

| No. of Positions | Dim. A | Part No. Black | Part No. Blue |
|---|---|---|---|
| 2 | **10.00** [.394] | 1776280-2 | 1776263-2 |
| 3 | **15.00** [.591] | 1776280-3 | 1776263-3 |
| 4 | **20.00** [.787] | 1776280-4 | 1776263-4 |
| 5 | **25.00** [.984] | 1776280-5 | 1776263-5 |
| 6 | **30.00** [1.181] | 1776280-6 | 1776263-6 |
| 7 | **35.00** [1.378] | 1776280-7 | 1776263-7 |
| 8 | **40.00** [1.575] | 1776280-8 | 1776263-8 |
| 9 | **45.00** [1.772] | 1776280-9 | 1776263-9 |
| 10 | **50.00** [1.969] | 1-1776280-0 | 1-1776263-0 |
| 11 | **55.00** [2.165] | 1-1776280-1 | 1-1776263-1 |
| 12 | **60.00** [2.362] | 1-1776280-2 | 1-1776263-2 |
| 13 | **65.00** [2.559] | 1-1776280-3 | 1-1776263-3 |
| 14 | **70.00** [2.756] | 1-1776280-4 | 1-1776263-4 |
| 15 | **75.00** [2.953] | 1-1776280-5 | 1-1776263-5 |
| 16 | **80.00** [3.150] | 1-1776280-6 | 1-1776263-6 |
| 17 | **85.00** [3.346] | 1-1776280-7 | 1-1776263-7 |
| 18 | **90.00** [3.543] | 1-1776280-8 | 1-1776263-8 |
| 19 | **95.00** [3.740] | 1-1776280-9 | 1-1776263-9 |
| 20 | **100.00** [3.937] | 2-1776280-0 | 2-1776263-0 |
| 21 | **105.00** [4.134] | 2-1776280-1 | 2-1776263-1 |
| 22 | **110.00** [4.331] | 2-1776280-2 | 2-1776263-2 |
| 23 | **115.00** [4.528] | 2-1776280-3 | 2-1776263-3 |
| 24 | **120.00** [4.724] | 2-1776280-4 | 2-1776263-4 |

## Header, Straight Mount

**Header**
**Straight Mount,**
**Unshrouded**
**5.00 mm Pitch**
**Color – Blue**

**UL Rating – 250/300 V, 10 A**

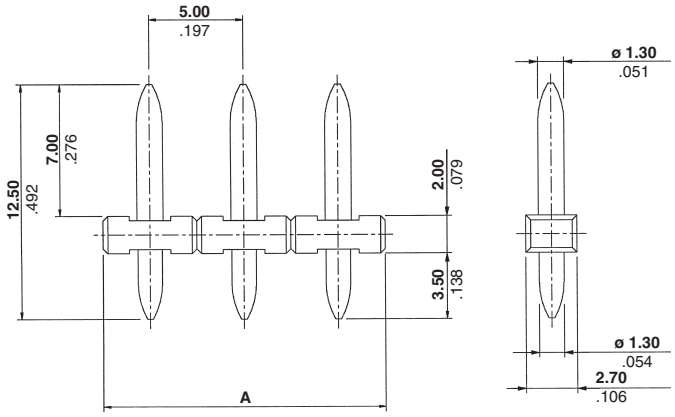


| No. of Positions | Dim. A | Part Numbers |
|---|---|---|
| 2 | **10.00** [.394] | 1776489-2 |
| 3 | **15.00** [.591] | 1776489-3 |
| 4 | **20.00** [.787] | 1776489-4 |
| 5 | **25.00** [.984] | 1776489-5 |
| 6 | **30.00** [1.181] | 1776489-6 |
| 7 | **35.00** [1.378] | 1776489-7 |
| 8 | **40.00** [1.575] | 1776489-8 |
| 9 | **45.00** [1.772] | 1776489-9 |
| 10 | **50.00** [1.969] | 1-1776489-0 |
| 11 | **55.00** [2.165] | 1-1776489-1 |
| 12 | **60.00** [2.362] | 1-1776489-2 |
| 13 | **65.00** [2.559] | 1-1776489-3 |
| 14 | **70.00** [2.756] | 1-1776489-4 |
| 15 | **75.00** [2.953] | 1-1776489-5 |
| 16 | **80.00** [3.150] | 1-1776489-6 |
| 17 | **85.00** [3.346] | 1-1776489-7 |
| 18 | **90.00** [3.543] | 1-1776489-8 |
| 19 | **95.00** [3.740] | 1-1776489-9 |
| 20 | **100.00** [3.937] | 2-1776489-0 |
| 21 | **105.00** [4.134] | 2-1776489-1 |
| 22 | **110.00** [4.331] | 2-1776489-2 |
| 23 | **115.00** [4.528] | 2-1776489-3 |
| 24 | **120.00** [4.724] | 2-1776489-4 |

Wave solder process capable to 265°C [509°F] for 10 seconds



Dimensions are in millimeters and inches unless otherwise specified.

Dimensions are shown for reference purposes only. Specifications subject to change.

USA: 1-800-522-6752
Canada: 1-905-470-4425
Mexico: 01-800-733-8926
C. America: 52-55-1106-0803

South America: 55-11-2103-6000
Hong Kong: 852-2735-1628
Japan: 81-44-844-8013
UK: 8706-080-208

**Note:** All part numbers are RoHS Compliant.



# Wire Trap

## 2.5 mm Pitch



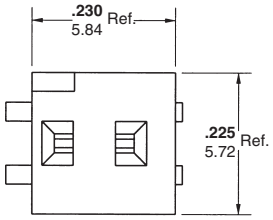


## 2.5 mm Surface Mount, Technology with Wire Trap, Series SMC

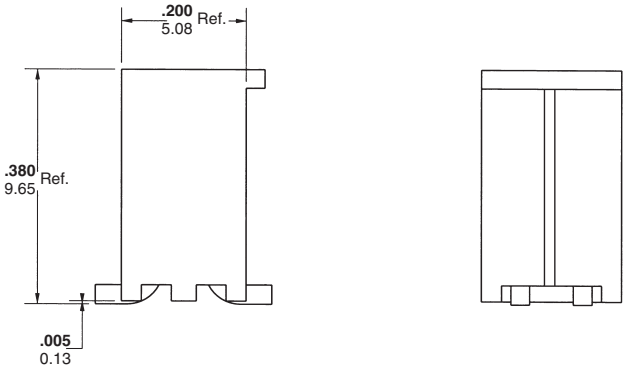


### Material & Finish

**Housing Material**—Polyphenylene Sulfide (PPS)

**Flammability**—UL94V-0

**Color**—Black

**Contact**—Phosphor bronze, tin plated over nickel

### Mechanical Properties

**Pitch (terminal spacing)**—2.5mm [.098]

**Wire Strip Length**—5.5mm min, 7.11mm max. [0.22" min, 0.28" max]

**Max. Wire Insulation Diameter**—1.7mm [.067]

**Packaging**—Tape and reel and loose piece

### Electrical Properties

**Maximum Current**—3A

**Operating Voltage**—250V

**Wire Range**—24 AWG, stranded tin

**Dielectric Withstand**—1500 VAC

### Environmental Properties

**Max. Operating Temperature**—105°C [221°F]

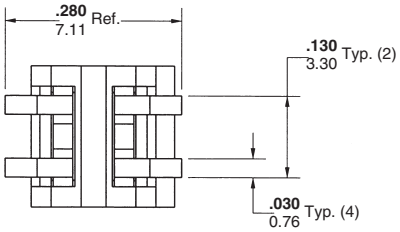


### Surface Mount with Wire Trap Product Facts

- **Available in 2.5 mm pitch**
- **Accepts 24 AWG stranded tin**
- **2 position Connector**
- **Current capability: 3 A**
- **250 V**
- **Packaging: Tape and Reel and Loose Piece (25 pcs/bag)**

| Description | No. of Positions | Part Number | Catalog Number |
|---|---|---|---|
| Tape & Reel, 500 pieces | 2 | 1776226-1 | SMC2402 |
| 25 pieces | 2 | 1776227-1 | SM2V02 |



Catalog 1308389
Revised 6-07

www.tycoelectronics.com

Dimensions are in millimeters and inches unless otherwise specified.

Dimensions are shown for reference purposes only. Specifications subject to change.

USA: 1-800-522-6752
Canada: 1-905-470-4425
Mexico: 01-800-733-8926
C. America: 52-55-1106-0803

South America: 55-11-2103-6000
Hong Kong: 852-2735-1628
Japan: 81-44-844-8013
UK: 8706-080-208

**Note:** All part numbers are RoHS Compliant.

# PIVOT BLOCK 3.5 mm Plugs

## Product Facts

- **3.5 mm [.138] centerline IDC plug**
- **Alternative to screw clamp plugs**
- **Two-piece pluggable terminal block system**
- **Mates with 3.5 mm horizontal and vertical terminal block headers on pages 45, 47, 49 and 58**
- **Proven pivot wire termination**
- **Multi-position connector, IDC termination and tactile feel when terminated**
- **No wire stripping required**
- **Flanged version available**
- **Designs available to terminate solid and stranded wires: 22-24 AWG (2-16 positions)**
- **Wire stuffer allows visual inspection of wire termination**
- **Screwdriver required to open wire stuffer**



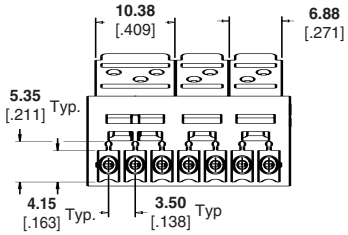


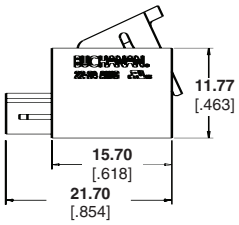


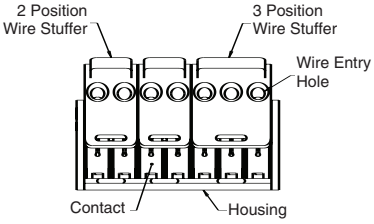


## Material and Finish

**Wire Stuffer**—Polycarbonate

**Housing**—PBT Polyester, Green (standard color), blue also available

**Contact**—Phosphor Bronze

**Plating**—Tin over Nickel

## Performance Characteristics

### Mechanical Properties

10 cycles min. durability wire termination

15 lbs. closing force max. (2 position)

10 lbs. opening force max. (2 position)

Screws for mounting flange M2.5 fixing screw

### Electrical Properties

Maximum current 5A (22-24 AWG)

Operating voltage 250 V

Dielectric withstanding 1500 VAC

### Technical Documents

**Product Specification:**
108-1981

**Application Specification:**
114-13037

| No. of Positions | Description | 22-24 AWG Part Number Blue | 22-24 AWG Part Number Green |
|---|---|---|---|
| 2 | IDC T/B | 1776279-2 | 1776282-2 |
| | IDC T/B with Screw Flange | 1776281-2 | 1776283-2 |
| 3 | IDC T/B | 1776279-3 | 1776282-3 |
| | IDC T/B with Screw Flange | 1776281-3 | 1776283-3 |
| 4 | IDC T/B | 1776279-4 | 1776282-4 |
| | IDC T/B with Screw Flange | 1776281-4 | 1776283-4 |
| 5 | IDC T/B | 1776279-5 | 1776282-5 |
| | IDC T/B with Screw Flange | 1776281-5 | 1776283-5 |
| 6 | IDC T/B | 1776279-6 | 1776282-6 |
| | IDC T/B with Screw Flange | 1776281-6 | 1776283-6 |
| 7 | IDC T/B | 1776279-7 | 1776282-7 |
| | IDC T/B with Screw Flange | 1776281-7 | 1776283-7 |
| 8 | IDC T/B | 1776279-8 | 1776282-8 |
| | IDC T/B with Screw Flange | 1776281-8 | 1776283-8 |
| 9 | IDC T/B | 1776279-9 | 1776282-9 |
| | IDC T/B with Screw Flange | 1776281-9 | 1776283-9 |
| 10 | IDC T/B | 1-1776279-0 | 1-1776282-0 |
| | IDC T/B with Screw Flange | 1-1776281-0 | 1-1776283-0 |
| 11 | IDC T/B | 1-1776279-1 | 1-1776282-1 |
| | IDC T/B with Screw Flange | 1-1776281-1 | 1-1776283-1 |
| 12 | IDC T/B | 1-1776279-2 | 1-1776282-2 |
| | IDC T/B with Screw Flange | 1-1776281-2 | 1-1776283-2 |
| 13 | IDC T/B | 1-1776279-3 | 1-1776282-3 |
| | IDC T/B with Screw Flange | 1-1776281-3 | 1-1776283-3 |
| 14 | IDC T/B | 1-1776279-4 | 1-1776282-4 |
| | IDC T/B with Screw Flange | 1-1776281-4 | 1-1776283-4 |
| 15 | IDC T/B | 1-1776279-5 | 1-1776282-5 |
| | IDC T/B with Screw Flange | 1-1776281-5 | 1-1776283-5 |
| 16 | IDC T/B | 1-1776279-6 | 1-1776282-6 |
| | IDC T/B with Screw Flange | 1-1776281-6 | 1-1776283-6 |



Dimensions are in millimeters and inches unless otherwise specified.

Dimensions are shown for reference purposes only. Specifications subject to change.

USA: 1-800-522-6752
Canada: 1-905-470-4425
Mexico: 01-800-733-8926
C. America: 52-55-1106-0803

South America: 55-11-2103-6000
Hong Kong: 852-2735-1628
Japan: 81-44-844-8013
UK: 8706-080-208

**Note:** All part numbers are RoHS Compliant.



# Vertical Screwless Wire Connectors

## Product Facts

- **Contact design allows for retermination**
- **Terminates 16-18 AWG solid wire and 18 AWG bonded wire**
- **Through-hole solder mount with kinked legs for PCB retention**



## Material and Finish

**Housing**—UL94V-0 rated PBT

**Contact**—Phosphor Bronze

**Contact Finish**—Pre-tin over nickel underplate

## Performance Characteristics

### Mechanical Properties

5 cycles min. durability wire termination

**Wire Retention**—5 lb. [22.25N]

**Pitch**— .138 [3.5 mm] staggered centerline

### Electrical Properties

Maximum current 2A

Operating voltage 600 V

Dielectric withstanding 2200 VAC

### Technical Documents

**Product Specification:**
108-2059

**Application Specification:**
114-13075

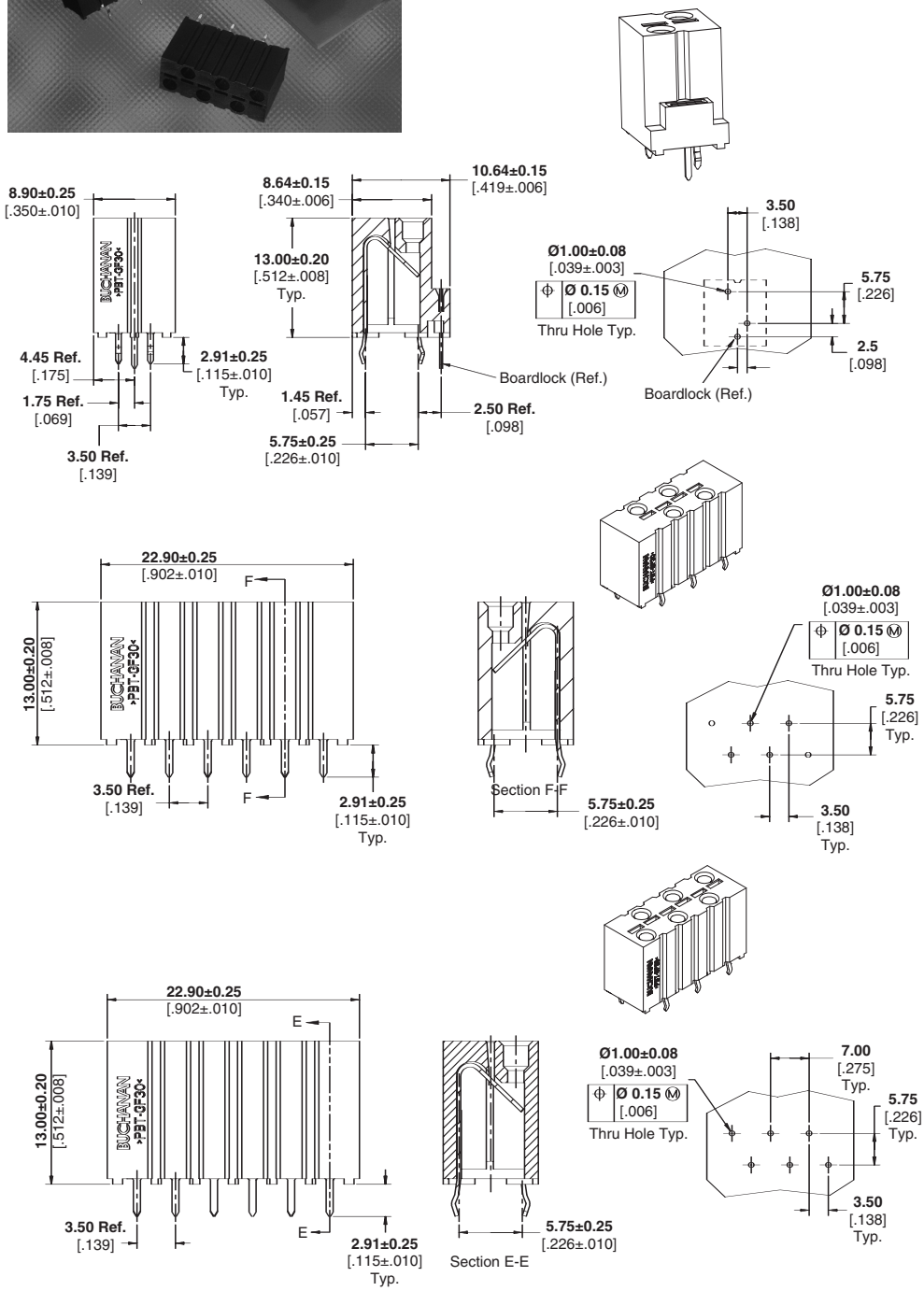


| No. of Positions | Description | Part Numbers |
|---|---|---|
| 2 | W/Boardlock | 1811957-1 |
| 4 | — | 1811444-1 |
| 6 | — | 1811398-1 |



Dimensions are in millimeters and inches unless otherwise specified.

Dimensions are shown for reference purposes only. Specifications subject to change.

USA: 1-800-522-6752
Canada: 1-905-470-4425
Mexico: 01-800-733-8926
C. America: 52-55-1106-0803

South America: 55-11-2103-6000
Hong Kong: 852-2735-1628
Japan: 81-44-844-8013
UK: 8706-080-208

**Note:** All part numbers are RoHS Compliant.

# Screwless Terminal Blocks

## Product Facts

- **Available in 5.0 mm [.197] and 5.08 mm [.200] pitch sizes**
- **Wire range 14-22 AWG**
- **Current capability: 10 A (5.08 mm [.200] lever version)**
- **Vertical and right-angle wire insertion provides options to meet different application needs**
- **No special tool required, levers can be easily actuated with a finger or a screwdriver**
- **Screwless saves time when installing wires**
- **UL Recognition**
- **CSA Certification**



**5.0 mm and 5.08 mm Pitch (Pages 104, 105)**



**Series 2SV 5.08 mm Pitch (Below)**

Screwless Terminal Blocks are suitable for both solid and stranded wires and offers a fast way to complete wire connections. The lever is fully integrated into the body of the terminal block, which means no special tools are required.

The spring is made from stainless steel strip so that there is a strong connection.

## 5.08 mm Standard Connectors with Screwless Clamp Series 2SV

### Material & Finish

**Housing Material**—Thermoplastic polyester

**Flammability**—UL94V-0

**Color**—Black

**Clamping Terminal and Solder Pin**— Acid-tin over copper alloy

### Mechanical Properties

**Pitch (terminal spacing)**—5.08mm [.200]

**Recommended PCB Hole Dia.**—1.4mm [.055]

### Electrical Properties

**Maximum Current**—10 A

**Operating Voltage**—150/300V (limited ratings)

**Wire Range**—18-22 AWG

### Environmental Properties

**Max. Operating Temperature**—130°C [266°F]

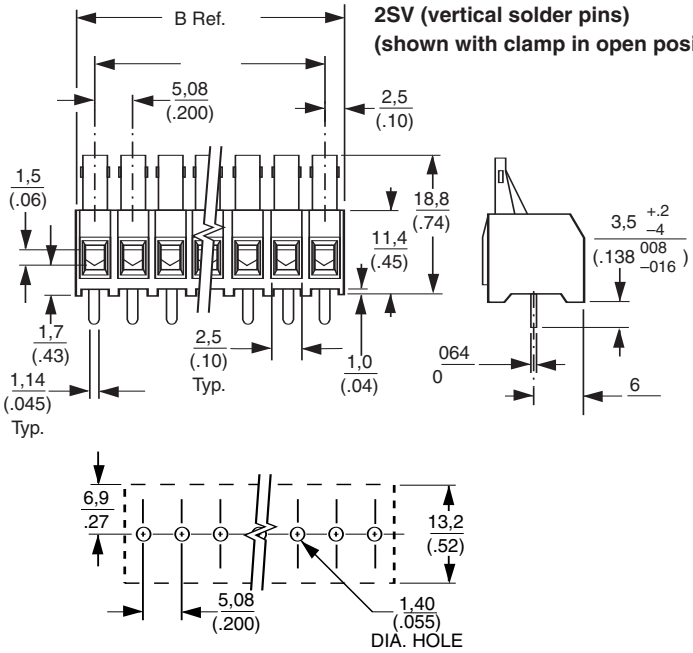


| No. of Positions | Dimensions A | Dimensions B | Part Number | Catalog Number |
|---|---|---|---|---|
| 2 | **0.2** [5.1] | **0.4** [10.2] | 1437671-1 | 2SV-02 |
| 3 | **0.4** [10.2] | **0.6** [15.2] | 1437671-4 | 2SV-03 |
| 4 | **0.6** [15.2] | **0.8** [20.3] | 1437671-6 | 2SV-04 |
| 5 | **0.8** [20.3] | **1.0** [25.4] | 1437671-7 | 2SV-05 |
| 6 | **1.0** [25.4] | **1.2** [30.5] | 1437671-9 | 2SV-06 |
| 7 | **1.2** [30.5] | **1.4** [35.6] | 1-1437671-0 | 2SV-07 |
| 8 | **1.4** [35.6] | **1.6** [40.6] | 1-1437671-1 | 2SV-08 |
| 9 | **1.6** [40.6] | **1.8** [45.7] | 1-1437671-2 | 2SV-09 |
| 10 | **1.8** [45.7] | **2.0** [50.8] | 1-1437671-3 | 2SV-10 |
| 11 | **2.0** [50.8] | **2.2** [55.9] | 1-1437671-4 | 2SV-11 |
| 12 | **2.2** [55.9] | **2.4** [61.0] | 1-1437671-5 | 2SV-12 |
| 13 | **2.4** [61.0] | **2.6** [66.0] | 1-1437671-6 | 2SV-13 |
| 14 | **2.6** [66.0] | **2.8** [71.1] | 1-1437671-9 | 2SV-14 |
| 15 | **2.8** [71.1] | **3.0** [76.2] | 2-1437671-0 | 2SV-15 |
| 16 | **3.0** [76.2] | **3.2** [81.3] | 2-1437671-1 | 2SV-16 |



Dimensions are in millimeters and inches unless otherwise specified.

Dimensions are shown for reference purposes only. Specifications subject to change.

USA: 1-800-522-6752
Canada: 1-905-470-4425
Mexico: 01-800-733-8926
C. America: 52-55-1106-0803

South America: 55-11-2103-6000
Hong Kong: 852-2735-1628
Japan: 81-44-844-8013
UK: 8706-080-208

**Note:** All part numbers are RoHS Compliant.



## Screwless, Side Wire Entry Connectors

**Board Mount Screwless, 5.0 mm Pitch, Side Wire Entry, Terminal Block Color – Green**

**UL Rating – 300 V, 10 A 14-22 AWG**

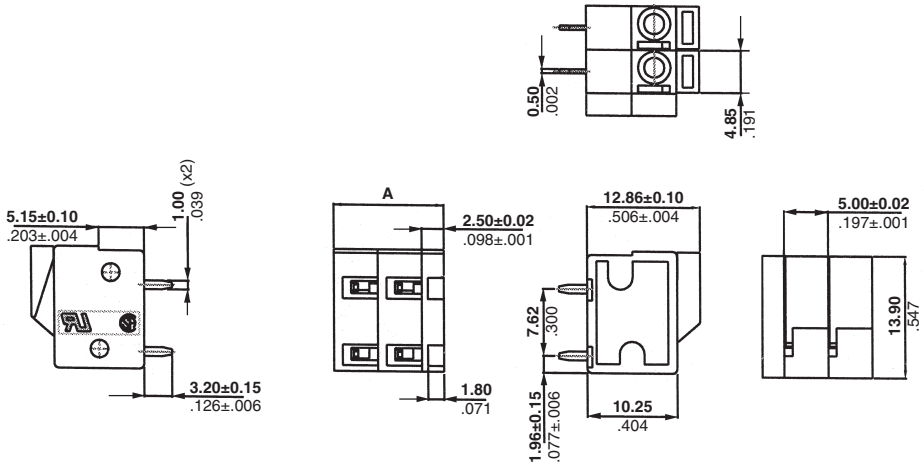


| No. of Positions | Dim. A | Part Numbers |
|---|---|---|
| 2 | **12.50** [.492] | 1776261-2 |
| 3 | **17.50** [.689] | 1776261-3 |
| 4 | **22.50** [.886] | 1776261-4 |
| 5 | **27.50** [1.083] | 1776261-5 |
| 6 | **32.50** [1.280] | 1776261-6 |
| 7 | **37.50** [1.476] | 1776261-7 |
| 8 | **42.50** [1.673] | 1776261-8 |
| 9 | **47.50** [1.870] | 1776261-9 |
| 10 | **52.20** [2.055] | 1-1776261-0 |
| 11 | **57.50** [2.264] | 1-1776261-1 |
| 12 | **62.50** [2.461] | 1-1776261-2 |

Wave solder process capable to 265°C [509°F] for 10 seconds

**Board Mount Screwless, 5.08 mm Pitch, Side Wire Entry, Terminal Block Color – Green**

**UL Rating – 300 V, 10 A 14-22 AWG**

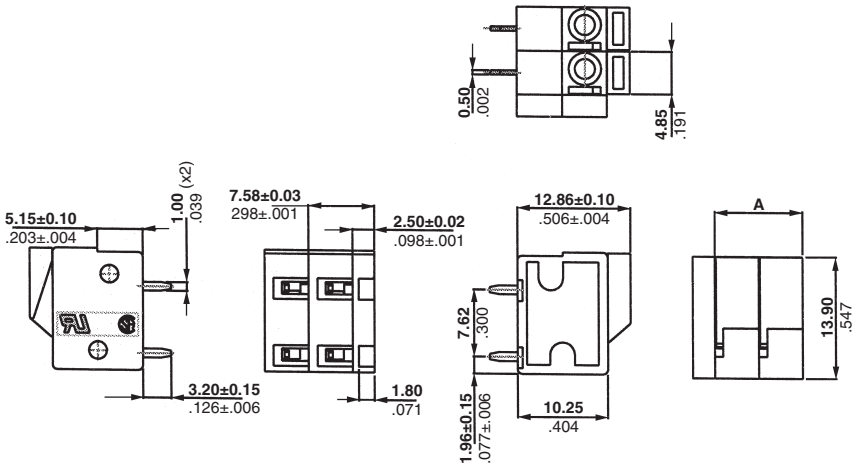


| No. of Positions | Dim. A | Part Numbers |
|---|---|---|
| 2 | **10.16** [.400] | 1776262-2 |
| 3 | **15.24** [.600] | 1776262-3 |
| 4 | **20.32** [.800] | 1776262-4 |
| 5 | **25.40** [1.000] | 1776262-5 |
| 6 | **30.48** [1.200] | 1776262-6 |
| 7 | **35.56** [1.400] | 1776262-7 |
| 8 | **40.64** [1.600] | 1776262-8 |
| 9 | **45.72** [1.800] | 1776262-9 |
| 10 | **50.80** [2.000] | 1-1776262-0 |
| 11 | **55.88** [2.200] | 1-1776262-1 |
| 12 | **60.96** [2.400] | 1-1776262-2 |

Wave solder process capable to 265°C [509°F] for 10 seconds



Dimensions are in millimeters and inches unless otherwise specified.

Dimensions are shown for reference purposes only. Specifications subject to change.

USA: 1-800-522-6752
Canada: 1-905-470-4425
Mexico: 01-800-733-8926
C. America: 52-55-1106-0803

South America: 55-11-2103-6000
Hong Kong: 852-2735-1628
Japan: 81-44-844-8013
UK: 8706-080-208

**Note:** All part numbers are RoHS Compliant.

## Screwless, Top Wire Entry Connectors

### Board Mount Screwless, 5.0 mm Pitch, Top Wire Entry, Terminal Block Color – Green

### UL Rating – 300 V, 10 A 14-22 AWG

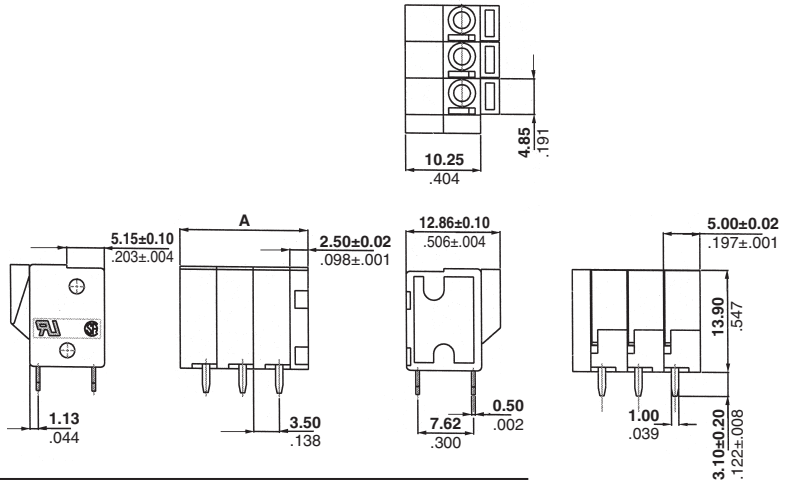


| No. of Positions | Dim. A | Part Numbers |
|---|---|---|
| 2 | **12.50** [.492] | 1776259-2 |
| 3 | **17.50** [.689] | 1776259-3 |
| 4 | **22.50** [.886] | 1776259-4 |
| 5 | **27.50** [1.083] | 1776259-5 |
| 6 | **32.50** [1.280] | 1776259-6 |
| 7 | **37.50** [1.476] | 1776259-7 |
| 8 | **42.50** [1.673] | 1776259-8 |
| 9 | **47.50** [1.870] | 1776259-9 |
| 10 | **52.20** [2.055] | 1-1776259-0 |
| 11 | **57.50** [2.264] | 1-1776259-1 |
| 12 | **62.50** [2.461] | 1-1776259-2 |

Wave solder process capable to 265°C [509°F] for 10 seconds

### Board Mount Screwless, 5.08 mm Pitch, Top Wire Entry, Terminal Block Color – Green

### UL Rating – 300 V, 10 A 14-22 AWG

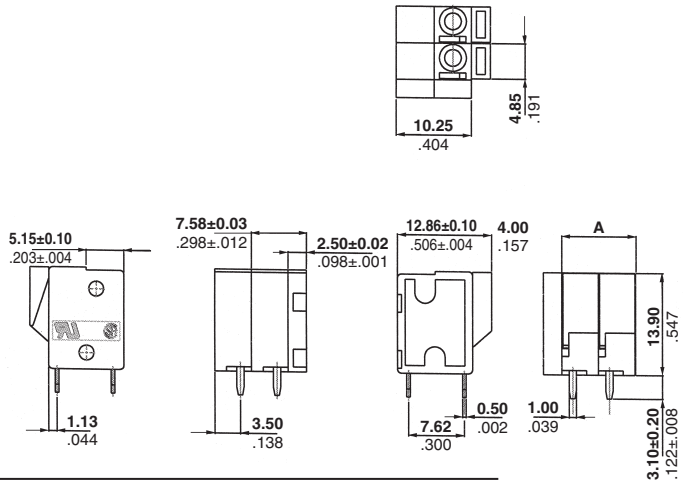


| No. of Positions | Dim. A | Part Numbers |
|---|---|---|
| 2 | **10.16** [.400] | 1776260-2 |
| 3 | **15.24** [.600] | 1776260-3 |
| 4 | **20.32** [.800] | 1776260-4 |
| 5 | **25.40** [1.000] | 1776260-5 |
| 6 | **30.48** [1.200] | 1776260-6 |
| 7 | **35.56** [1.400] | 1776260-7 |
| 8 | **40.64** [1.600] | 1776260-8 |
| 9 | **45.72** [1.800] | 1776260-9 |
| 10 | **50.80** [2.000] | 1-1776260-0 |
| 11 | **55.88** [2.200] | 1-1776260-1 |
| 12 | **60.96** [2.400] | 1-1776260-2 |

Wave solder process capable to 265°C [509°F] for 10 seconds



Dimensions are in millimeters and inches unless otherwise specified.

Dimensions are shown for reference purposes only. Specifications subject to change.

USA: 1-800-522-6752
Canada: 1-905-470-4425
Mexico: 01-800-733-8926
C. America: 52-55-1106-0803

South America: 55-11-2103-6000
Hong Kong: 852-2735-1628
Japan: 81-44-844-8013
UK: 8706-080-208

**Note:** All part numbers are RoHS Compliant.



# Labeling

## Labeling

n If you need to number Terminal Block connectors, Tyco Electronics makes available an easy-to-use numbering system based on adhesive labels with proper centerline.



| Centerline | | Number of Positions | Numbering from…up to | Part Numbers |
|---|---|---|---|---|
| **3.5** | [.138] | 10 | 1 … 10 | 284627-1 |
| **3.5** | [.138] | 10 | 11 … 20 | 284627-2 |
| **3.5** | [.138] | 10 | 21 … 30 | 284627-3 |
| **3.5** | [.138] | 10 | 31 … 40 | 284627-4 |
| **3.5** | [.138] | 10 | 41 … 50 | 284627-5 |
| **3.5** | [.138] | 10 | 51 … 60 | 284627-6 |
| **3.81** | [.150] | 10 | 1 … 10 | 284628-1 |
| **3.81** | [.150] | 10 | 11 … 20 | 284628-2 |
| **3.81** | [.150] | 10 | 21 … 30 | 284628-3 |
| **3.81** | [.150] | 10 | 31 … 40 | 284628-4 |
| **3.81** | [.150] | 10 | 41 … 50 | 284628-5 |
| **3.81** | [.150] | 10 | 51 … 60 | 284628-6 |
| **5.0–5.08** | [.197–.200] | 10 | 1 … 10 | 282928-1 |
| **5.0–5.08** | [.197–.200] | 10 | 11 … 20 | 282928-2 |
| **5.0–5.08** | [.197–.200] | 10 | 21 … 30 | 282928-3 |
| **5.0–5.08** | [.197–.200] | 10 | 31 … 40 | 282928-4 |
| **5.0–5.08** | [.197–.200] | 10 | 41 … 50 | 282928-5 |
| **5.0–5.08** | [.197–.200] | 10 | 51 … 60 | 282928-6 |
| **7.5–7.62** | [.295–.300] | 10 | 1 … 10 | 282930-1 |
| **7.5–7.62** | [.295–.300] | 10 | 11 … 20 | 282930-2 |
| **7.5–7.62** | [.295–.300] | 10 | 21 … 30 | 282930-3 |
| **10.0–10.16** | [.394–.400] | 10 | 1 … 10 | 282929-1 |
| **10.0–10.16** | [.394–.400] | 10 | 11 … 20 | 282929-2 |
| **10.0–10.16** | [.394–.400] | 10 | 21 … 30 | 282929-3 |

There are 12 adhesive labels per sheet.
Please ask for customized labeling.



Dimensions are in millimeters and inches unless otherwise specified.

Dimensions are shown for reference purposes only. Specifications subject to change.

USA: 1-800-522-6752
Canada: 1-905-470-4425
Mexico: 01-800-733-8926
C. America: 52-55-1106-0803

South America: 55-11-2103-6000
Hong Kong: 852-2735-1628
Japan: 81-44-844-8013
UK: 8706-080-208

**Note:** All part numbers are RoHS Compliant.

## Accessories

### Polarization Keys

- Polarization keys help prevent wrong mating of two-piece Terminal Block connectors (not valid for special version).

  Special keys allow you to differentiate counterparts, meeting OEMs' requirement for error-free interconnections.

### Color – Red

**For Plugs**



**For Headers**



| Application | Part Number* |
|---|---|
| Two-piece Terminal Block Plugs | 282969-1 |
| Two-piece Terminal Block Headers | 282970-1 |
| 3.5, 3.81 mm [.138, .150] Plug | 1546050-1 |
| 3.5, 3.81 mm [.138, .150] Header | 1546051-1 |

*Comprised of 1 Circular Carrier with 6 Keys.

### Screwdrivers

- Screwdrivers are additional accessories to facilitate the application of Terminal Block stacking connectors.

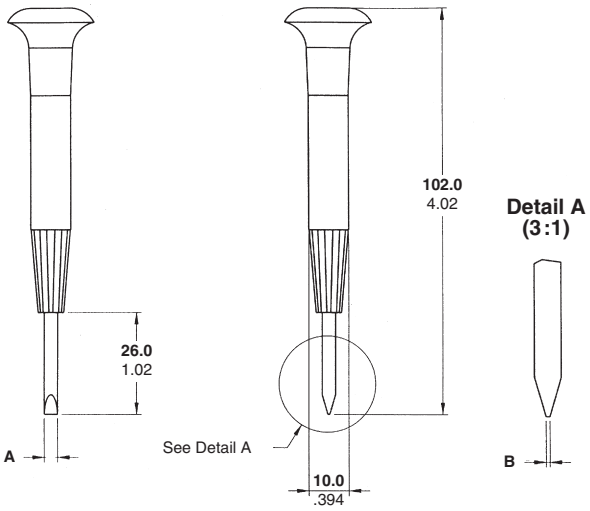


| Screw | Dimensions | | Part Number |
|---|---|---|---|
| | A | B | |
| M **1.6** [.063] | **1.8** [.071] | **0.3** [.012] | 785730-1 |
| M **3.0** [.118] | **2.5** [.098] | **0.6** [.024] | 785730-2 |



Dimensions are in millimeters and inches unless otherwise specified.

Dimensions are shown for reference purposes only. Specifications subject to change.

USA: 1-800-522-6752
Canada: 1-905-470-4425
Mexico: 01-800-733-8926
C. America: 52-55-1106-0803

South America: 55-11-2103-6000
Hong Kong: 852-2735-1628
Japan: 81-44-844-8013
UK: 8706-080-208

**Note:** All part numbers are RoHS Compliant.



## Accessories (Continued)

### PLASTI-GRIP

**Wire Pins**

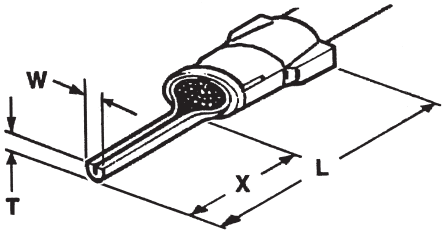


| Wire Size Range AWG | Wire Size Range (mm²) | Wire Size (mm²) | DIN Wire Size Range (mm²) | Insulation Diameter Max. (mm²) | Insulation Color | Dimensions X | Dimensions W | Dimensions T | Dimensions L | Part Number | Packaging Unit | CERTI-CRIMP Hand Tool |
|---|---|---|---|---|---|---|---|---|---|---|---|---|
| 22-16 | **0.25-1.60** | **0.35-0.50-0.75-1.00-1.50** | **0.5-1.0** | **3.7** | Red | **9.9** [.390] | **1.8** [.071] | **1.8** [.071] | **23.8** [.937] | 165167-0 | 100 | 47386 |
| 16-14 | **1.00-2.60** | **1.0-1.5-2.5** | **>1.0-2.5** | **4.9** | Blue | **6.7** [.264] | **1.8** [.071] | **1.8** [.071] | **20.7** [.815] | 165075 | 100 | 47387-7 |
| | | | | | | **9.9** [.390] | **1.8** [.071] | **1.8** [.071] | **23.7** [.933] | 165171 | 100 | 47387-7 |
| 12-10 | **2.70-6.60** | **4.0-6.0** | **>2.5-6.0** | **6.4** | Yellow | **9.9** [.390] | **2.6** [.102] | **2.6** [.102] | **29.2** [1.150] | 165085-0 | 100 | 59239-4 |

### PIDG

**Wire Pins**

**Material and Finish**

**Pin** – Copper, tin plated
**Insulation Sleeve** – Nylon

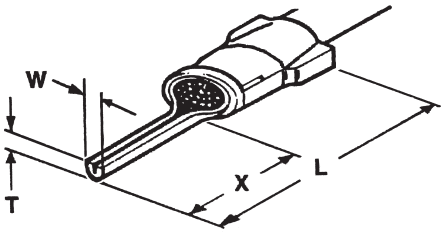


| Wire Size Range AWG | Wire Size Range (mm²) | Wire Size (mm²) | DIN Wire Size Range (mm²) | Insulation Diameter Max. (mm²) | Insulation Color | Dimensions X | Dimensions W | Dimensions T | Dimensions L | Part Number | Packaging Unit | CERTI-CRIMP Hand Tool |
|---|---|---|---|---|---|---|---|---|---|---|---|---|
| 26-22 | **0.10-0.40** | **0.14-0.20-0.25-0.35** | **0.14-0.35** | **2.1** | Yellow | **6.7** [.264] | **1.1** [.043] | **1.1** [.043] | **18.2** [.717] | 165514-1 | 500 | 46121 |
| 22-16 | **0.25-1.60** | **0.35-0.50-0.75-1.00-1.50** | **0.5-1.0** | **3.6** | Red | **6.7** [.264] | **1.8** [.071] | **1.8** [.071] | **19.7** [.776] | 165142-0 | 500 | 47386 |
| | | | | | | **9.9** [.390] | **1.9** [.075] | **1.8** [.071] | **22.9** [.902] | 165168-0 | 500 | 47386 |
| 16-14 | **1.00-2.60** | **1.0-1.5-2.5** | **>1.0-2.5** | **4.3** | Blue | **6.7** [.264] | **1.8** [.071] | **1.8** [.071] | **20.3** [.799] | 165046-0 | 500 | 47387-7 |
| | | | | | | **9.9** [.390] | **1.8** [.071] | **1.8** [.071] | **23.6** [.929] | 165172-0 | 500 | 47387-7 |
| | | | | | | **15.2** [.598] | **2.7** [.106] | **2.3** [.091] | **29.1** [1.146] | 9-160402-2 | 500 | 47387-7 |
| 12-10 | **2.70-6.60** | **4.0-6.0** | **>2.5-6.0** | **6.4** | Yellow | **9.9** [.390] | **2.6** [.102] | **2.6** [.102] | **28.5** [1.122] | 165049-0 | 500 | 59239-4 |

### Related Product Data

For more information on AMP Standard Terminals and Splices or Quick-Connect FASTON Receptacles and Tabs, request Catalog 82042.



Dimensions are in millimeters and inches unless otherwise specified.

Dimensions are shown for reference purposes only. Specifications subject to change.

USA: 1-800-522-6752
Canada: 1-905-470-4425
Mexico: 01-800-733-8926
C. America: 52-55-1106-0803

South America: 55-11-2103-6000
Hong Kong: 852-2735-1628
Japan: 81-44-844-8013
UK: 8706-080-208

**Note:** All part numbers are RoHS Compliant.

## Accessories (Continued)

### Wire Ferrules

These Wire Ferrules, suitable for the most common wire range of 0.5 mm² through 10.0 mm², [20AWG-7AWG] are terminated with hand tools.

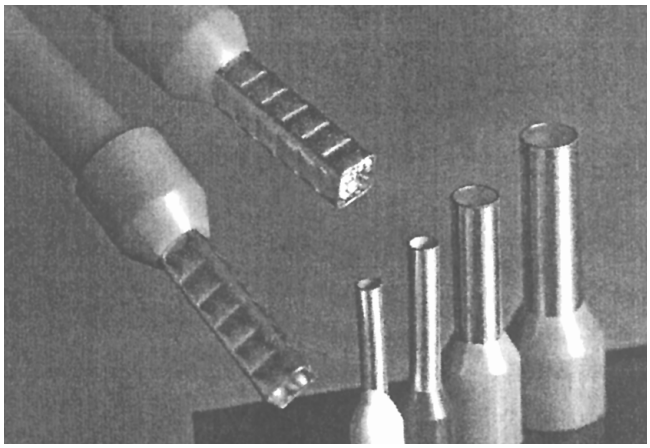

### DIN Wire Ferrules

**Tubing Form with Plastic Sleeve According to DIN 46228, Part 4**

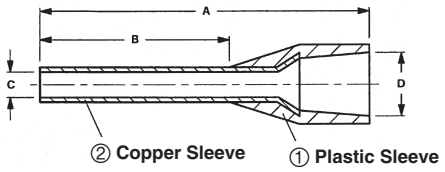


| Wire Size Range AWG | Wire Size Range (mm²) | Insulation Diameter Max | Version | Insulation Color | Dimensions A | Dimensions B | Dimensions C | Dimensions D | Strip Length | Part Number | Packaging Unit |
|---|---|---|---|---|---|---|---|---|---|---|---|
| 20 | **0.50** | **2.3** [.091] | Normal | White | **14.0** [.551] | **8.0** [.315] | **1.0** [.039] | **2.6** [.102] | **10.0** [.394] | 966067-2 | 500 |
| 18 | **0.75** | **2.5** [.098] | Normal | Grey | **14.0** [.551] | **8.0** [.315] | **1.2** [.047] | **2.8** [.110] | **10.0** [.394] | 966067-5 | 500 |
| 17 | **1.00** | **2.7** [.106] | Normal | Red | **14.0** [.551] | **8.0** [.315] | **1.4** [.055] | **3.0** [.118] | **10.0** [.394] | 966067-9 | 500 |
| 16 | **1.50** | **3.2** [.126] | Normal | Black | **14.0** [.551] | **8.0** [.315] | **1.7** [.067] | **3.5** [.138] | **10.0** [.394] | 1-966067-2 | 500 |
| 14 | **2.50** | **3.9** [.154] | Normal | Blue | **14.0** [.551] | **8.0** [.315] | **2.2** [.087] | **4.2** [.165] | **10.0** [.394] | 1-966067-6 | 500 |
| 11 | **4.00** | **4.5** [.177] | Normal | Grey | **17.0** [.669] | **10.0** [.394] | **2.8** [.110] | **4.8** [.189] | **12.0** [.472] | 1-966067-9 | 500 |
| 10 | **6.00** | **6.0** [.236] | Normal | Yellow | **20.0** [.787] | **12.0** [.472] | **3.5** [.138] | **6.3** [.248] | **14.0** [.551] | 2-966067-2 | 100 |
| 7 | **10.00** | **7.3** [.287] | Normal | Red | **22.0** [.866] | **12.0** [.472] | **4.5** [.177] | **7.6** [.299] | **15.0** [.591] | 2-966067-4 | 100 |

### Double Wire Ferrules

**Tubing Form with Plastic Sleeve, According to DIN 46228, Part 4**

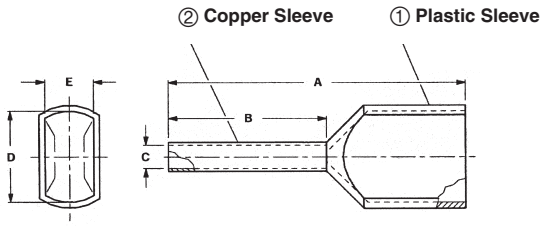


| Wire Size Range AWG | Wire Size Range (mm²) | Insulation Diameter Max. | Version | Insulation Color | Dimensions A | Dimensions B | Dimensions C | Dimensions D | Dimensions E | Strip Length | Part Number | Packaging Unit |
|---|---|---|---|---|---|---|---|---|---|---|---|---|
| 2 x 20 | **2 x 0.50** | **2.1** [.083] | Normal | White | **15.0** [.591] | **8.0** [.315] | **1.40** [.055] | **4.7** [.185] | **2.5** [.098] | **10.0** [.394] | 966144-1 | 500 |
| 2 x 18 | **2 x 0.75** | **2.2** [.087] | Normal | Grey | **15.0** [.591] | **8.0** [.315] | **1.70** [.067] | **5.0** [.197] | **2.8** [.110] | **10.0** [.394] | 966144-2 | 500 |
| 2 x 18 | **2 x 0.75** | **2.2** [.087] | Long | Grey | **17.0** [.669] | **10.0** [.394] | **1.70** [.067] | **5.0** [.197] | **2.8** [.110] | **12.0** [.472] | 966144-3 | 500 |
| 2 x 17 | **2 x 1.00** | **2.5** [.098] | Normal | Red | **15.0** [.591] | **8.0** [.315] | **1.95** [.077] | **5.4** [.213] | **3.4** [.134] | **10.0** [.394] | 966144-4 | 500 |
| 2 x 16 | **2 x 1.50** | **3.0** [.118] | Normal | Black | **16.0** [.630] | **8.0** [.315] | **2.20** [.087] | **6.6** [.260] | **3.6** [.142] | **10.0** [.394] | 966144-6 | 500 |
| 2 x 14 | **2 x 2.50** | **3.6** [.142] | Normal | Blue | **18.5** [.728] | **10.0** [.394] | **2.80** [.110] | **7.8** [.307] | **4.2** [.165] | **12.0** [.472] | 966144-8 | 250 |
| 2 x 11 | **2 x 4.00** | **4.1** [.161] | Normal | Grey | **23.0** [.906] | **12.0** [.472] | **3.70** [.146] | **8.8** [.346] | **4.9** [.193] | **14.0** [.551] | 1-966144-0 | 100 |



Dimensions are in millimeters and inches unless otherwise specified.

Dimensions are shown for reference purposes only. Specifications subject to change.

USA: 1-800-522-6752
Canada: 1-905-470-4425
Mexico: 01-800-733-8926
C. America: 52-55-1106-0803

South America: 55-11-2103-6000
Hong Kong: 852-2735-1628
Japan: 81-44-844-8013
UK: 8706-080-208

**Note:** All part numbers are RoHS Compliant.



## Accessories (Continued)

### DIN Tubular End Sleeve with Plastic Sleeve

**According to DIN 46228, Part 4, in Strip Form**

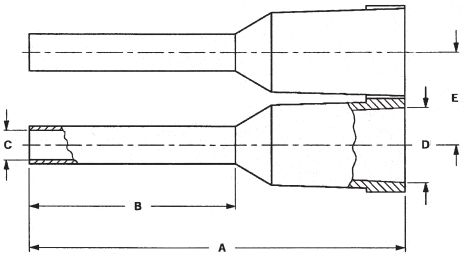


| Wire Size Range AWG | Wire Size Range (mm²) | Insulation Diameter Max. | Insulation Color | Dimensions A | Dimensions B | Dimensions C | Dimensions D | Dimensions E | Strip Length | Part Number | Packaging Unit |
|---|---|---|---|---|---|---|---|---|---|---|---|
| 20 | **0.50** | **2.4** [.094] | White | **14.5** [.571] | **8.0** [.315] | **1.1** [.043] | **2.8** [.110] | **3.5** [.138] | **10.0** [.394] | 1241000-1 | 1,000 |
| 18 | **0.75** | **2.6** [.102] | Grey | **14.5** [.571] | **8.0** [.315] | **1.3** [.051] | **2.9** [.114] | **3.5** [.138] | **10.0** [.394] | 1241001-1 | 1,000 |
| 17 | **1.00** | **2.9** [.114] | Red | **14.5** [.571] | **8.0** [.315] | **1.5** [.059] | **3.2** [.126] | **3.9** [.154] | **10.0** [.394] | 1241002-1 | 1,000 |
| 16 | **1.50** | **3.2** [.126] | Black | **14.5** [.571] | **8.0** [.315] | **1.8** [.071] | **3.4** [.134] | **4.1** [.161] | **10.0** [.394] | 1241003-1 | 1,000 |
| 14 | **2.50** | **4.0** [.157] | Blue | **14.5** [.571] | **8.0** [.315] | **2.3** [.091] | **4.3** [.169] | **5.0** [.197] | **10.0** [.394] | 1241004-1 | 500 |
| 14 | **2.50** | **4.0** [.157] | Grey | **14.5** [.571] | **8.0** [.315] | **2.3** [.091] | **4.3** [.169] | **5.0** [.197] | **10.0** [.394] | 1241004-2 | 500 |

## Application Tooling

### Product Facts

- **Self-adjusting rectangular crimp profile for DIN-style crimp**
- **Only two hand tools are needed to crimp wire sizes from 0.14 mm² through 10.0 mm²**
- **Adjustable crimp pressure**
- **Crimp control**

### Crimp Hand Tool for Wire Ferrules

This newly designed self-adjusting die set offers a time-saving crimping process and uniform crimp.

A ratchet system provides for a complete crimp cycle before releasing. The crimp is according to DIN specification.

The tool handles are contoured for comfort.



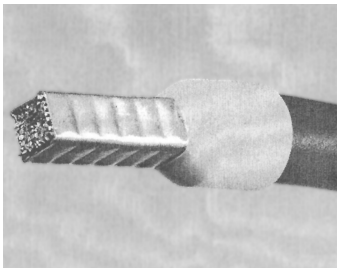

### Loose Piece Tooling

| Wire Size Range (mm²) | Part Number |
|---|---|
| **0.14-6.00** | 539660-1 |
| **0.75-10.0** | 539661-1 |

### Strip Form Tooling

| End Sleeve Part Number | Applicator Part No. CLS IV+ Lead Maker | K Terminator | G Terminator |
|---|---|---|---|
| 1241000-1 | —* | —* | —* |
| 1241001-1 | —* | —* | —* |
| 1241002-2 | —* | —* | —* |
| 1241003-1 | | | |
| 1241004-1 | —* | —* | —* |
| 1241004-2 | | | |

*Contact the Tooling Assistance Center for Part Number



Catalog 1308389
Revised 6-07

www.tycoelectronics.com

Dimensions are in millimeters and inches unless otherwise specified.

Dimensions are shown for reference purposes only. Specifications subject to change.

USA: 1-800-522-6752
Canada: 1-905-470-4425
Mexico: 01-800-733-8926
C. America: 52-55-1106-0803

South America: 55-11-2103-6000
Hong Kong: 852-2735-1628
Japan: 81-44-844-8013
UK: 8706-080-208