REV.	ECN NO.	DATE	SIGN	DESCRIPTION

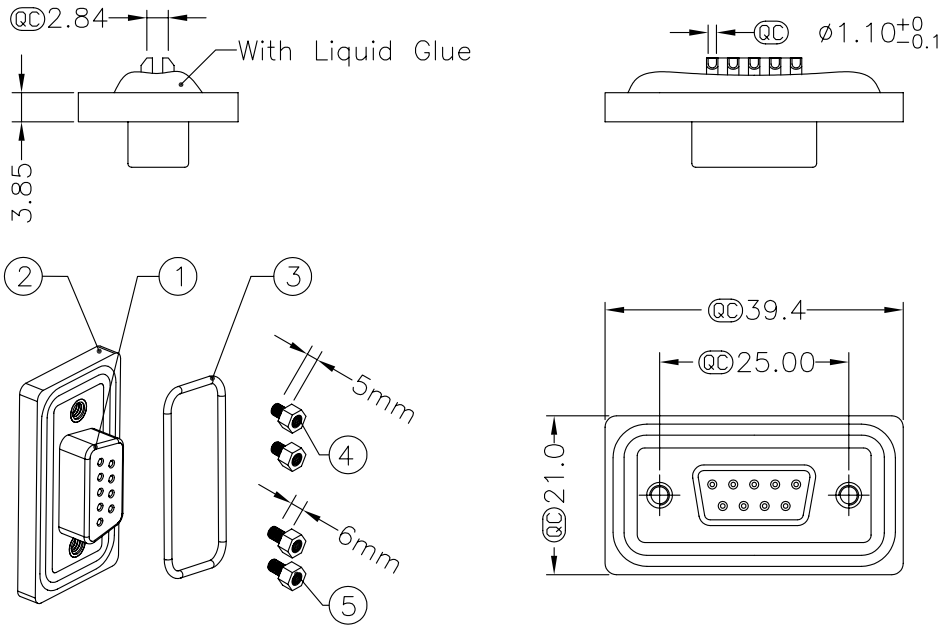

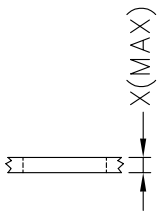

Panel Thickness

Screw L=5.0 For Panel Thickness Under 1.2mm

Screw L=6.0 For Panel Thickness Between 1.2~2.0mm

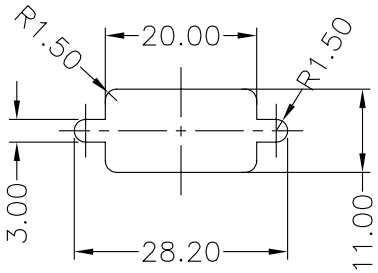

Recommended Panel Cut-Out

⚠Warning! Drawings & Specifications Are Subject To Change Without Notification

LTWSDB-09PFFS-SL7001	LTWSDB-09PMMS-SL7001
LTWSDB-09PFFS-SL8001	LTWSDB-09PMMS-SL8001

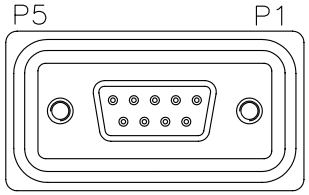

Pin Assignments

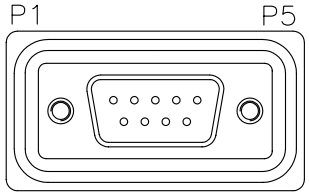

Front View

Note:

1.Materials

① Connector	:	D-SUB 9Pin, Pin: Brass,Gold Flash
② Plastic Jacket	:	Nylon+Glass Filled
③ Ring	:	Silicone
④⑤ Screw	:	Brass,Nickel Plated

2. QC Important Dimension.

3. Applicable Wire Range: 22AWG-26AWG

UNIT : mm	TITLE D-SUB For Panel Mount, 9Pin, Solder Type 180°	LTW 亮泰企業股份有限公司	ITEM NO	DRAWN BY Ju Xiao Fang / DATE 2004/08/03
TOLERANCE .X ±0.25 .XX ±0.1 .XXX ±0.05 ANGLES ±1°	SCALE 1:1 / SHEET 1 OF 1		DWG NO LTWSDB-09PXXS-SLX001	CHECKED BY / DATE
	REV. A / SIZE A4 / QC :Inspection Item		CUSTOMER	APPROVED BY / DATE

THIS INFORMATION IS CONFIDENTIAL AND IS DISCLOSED TO YOU ON CONDITION THAT NO FURTHER DISCLOSURE IS MADE BY YOU TO OTHER THAN LTW PERSONNEL WITHOUT WRITTEN AUTHORIZATION FROM LTW CORP.