THIS DRAWING IS UNPUBLISHED. RELEASED FOR PUBLICATION 2016
© COPYRIGHT 2003 BY TE Connectivity ALL RIGHTS RESERVED.

REVISIONS

P	LTR	DESCRIPTION	DATE	DWN	APVD
	D3	REVISED (ECR-16-009804)	07JUL2016	JM	JW
	D4	REVISED (ECR-17-000376)	10JAN2017	JM	JW
	D5	REVISED (ECR-17-014365)	28SEP2017	HH	YJ
	D6	REVISED (ECR-22-150596)	26AUG2022	DG	YJ

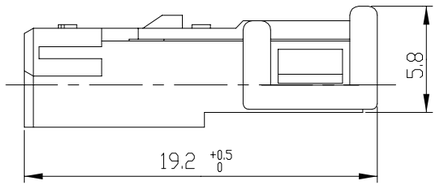

IN CLOSED POSITION

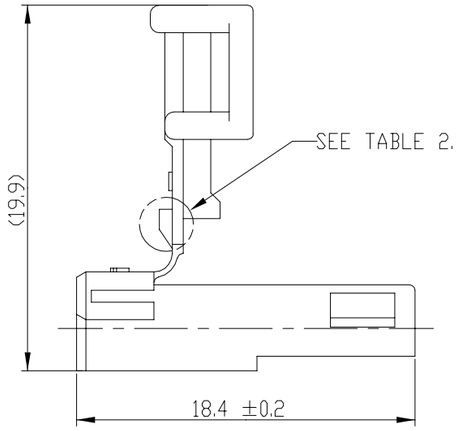

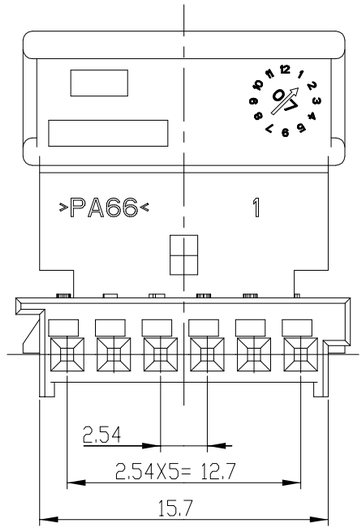

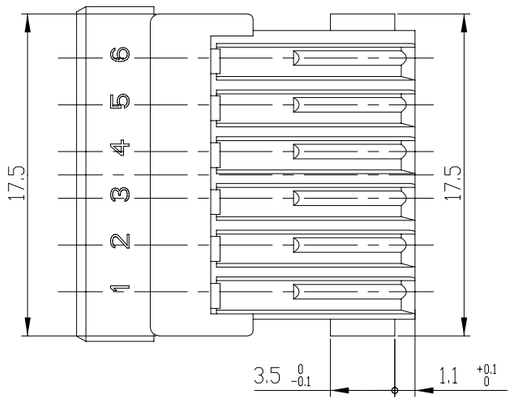

4 936289-5	936289-2 5 936289-3 D4 936289-7 3-936289-4
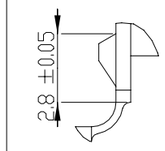	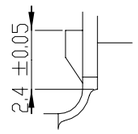

(TABLE 1) SCALE 2:1

CODE A : TBD	CODE B : TBD	CODE C : 3-936289-4
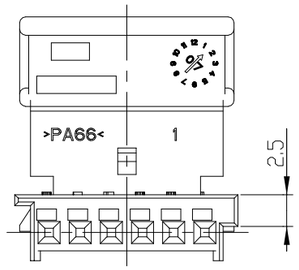	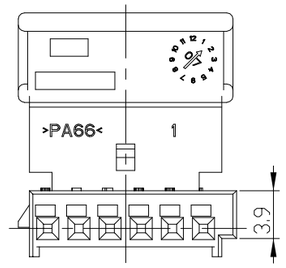	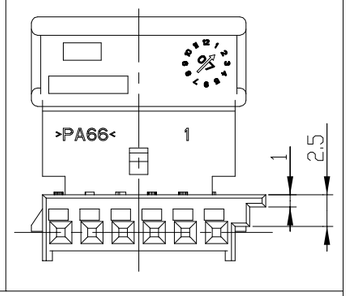
CODE D : TBD	D4 CODE E : 936289-7, 936289-5, 936289-3, 936289-2	
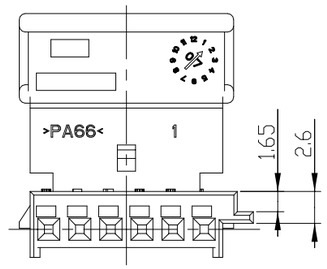	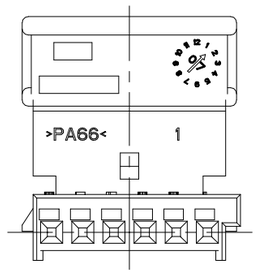	

NO.	CODE	COLOR	MATERIAL	DESCRIPTION	PART NO.
D4 1	E	GRAY	PA66	SOCKET HSG 6P	5 936289-3
	E	BLACK	PA66	SOCKET HSG 6P	5 936289-2
	E	NATURAL	PBT	SOCKET HSG 6P	4 936289-5
	E	GREEN	PA66	SOCKET HSG 6P	5 936289-7
	D	-	PBT	SOCKET HSG 6P	TBD
	C	BROWN	PA66	SOCKET HSG 6P	5 3-936289-4
	B	-	PBT	SOCKET HSG 6P	TBD
	A	-	PBT	SOCKET HSG 6P	TBD

NOTE

1. BE MATED WITH HEADER HSG (P/N : 936287) SMOOTHLY
2. CODE IS AS FOLLOWS: SEE TABLE 1.
3. APPLICABLE RECEPTACLE CONTACT P/N

D6 PART NO.	DESCRIPTION	WIRE SIZE(mm^2)
5-928999-X	MQS RECEPTACLE TML (SOCKET CONTACT)	0.2 ~ 0.5
5-963715-X	MQS RECEPTACLE TML (SOCKET CONTACT)	0.75

- MQS CONTACT(AVX: 0.5mm^2 / AVSS-X: 0.75mm^2)
4. LOCKING FORCE : MIN 4kgf (FORCE WITH FULL PINS APPLIED, ONLY EXPORT)
5. LOCKING FORCE : OVER 8kgf
6. GENERAL TOLERANCE

D5

GENERAL TOLERANCES	
10 MAX	±0.3
10 OVER 30 MAX	±0.2
30 OVER 100 MAX	±0.25
ANGLES	±3°

THIS DRAWING IS A CONTROLLED DOCUMENT.

DIMENSIONS: mm

TOLERANCES UNLESS OTHERWISE SPECIFIED
0 PLC ±
1 PLC ±
2 PLC ±
3 PLC ±
4 PLC ±
ANGLES ±

MATERIAL SEE TABLE

FINISH -

DWN JM JEON
CHK -
APVD JW JUNG
PRODUCT SPEC -
APPLICATION SPEC -
WEIGHT -

TE Connectivity

NAME MQS, SOCKET HOUSING 6POS

SIZE	CAGE CODE	DRAWING NO	RESTRICTED TO
A3	00779	C-936289	-

CUSTOMER DRAWING | SCALE 3:1 | SHEET 1 OF 1 | REV D6