

Plug - PP-H 2,5/ 1 GNYE - 3210020

Please be informed that the data shown in this PDF Document is generated from our Online Catalog. Please find the complete data in the user's documentation. Our General Terms of Use for Downloads are valid (<http://download.phoenixcontact.com>)



Plug, Connection method: Push-in connection, Number of positions: 1, Cross section: 0.14 mm² - 4 mm², AWG: 26 - 12, Width: 5.2 mm, Height: 39 mm, Color: green-yellow

Image shows the version in gray

Product Features

- ✓ Large-surface labeling option
- ✓ The Push-in technology COMBI plugs for self-assembly provide solutions that users can implement themselves
- ✓ Tested for railway applications



Key commercial data

| | |
|--------------------------------------|----------|
| Packing unit | 1 1 |
| Weight per Piece (excluding packing) | 3.6 GRM |
| Custom tariff number | 85366990 |
| Country of origin | Poland |

Technical data

General

| | |
|---|---|
| Number of levels | 1 |
| Number of connections | 1 |
| Color | green-yellow |
| Insulating material | PA |
| Inflammability class according to UL 94 | V0 |
| Area of application | Railway industry |
| | Mechanical engineering |
| | Plant engineering |
| Maximum load current | 24 A (with 2.5 mm ² conductor cross section) |
| Rated surge voltage | 6 kV |
| Pollution degree | 3 |

Plug - PP-H 2,5/ 1 GNYE - 3210020

Technical data

General

| | |
|----------------------------------|-----------|
| Surge voltage category | III |
| Insulating material group | I |
| Connection in acc. with standard | IEC 61984 |
| Nominal current I_N | 24 A |
| Nominal voltage U_N | 500 V |
| Open side panel | nein |
| Number of positions | 1 |

Dimensions

| | |
|--------|---------|
| Width | 5.2 mm |
| Length | 15.8 mm |
| Height | 39 mm |

Connection data

| | |
|---|----------------------|
| Conductor cross section solid min. | 0.14 mm ² |
| Conductor cross section solid max. | 4 mm ² |
| Conductor cross section AWG/kcmil min. | 26 |
| Conductor cross section AWG/kcmil max. | 12 |
| Conductor cross section stranded min. | 0.14 mm ² |
| Conductor cross section stranded max. | 2.5 mm ² |
| Min. AWG conductor cross section, stranded | 26 |
| Max. AWG conductor cross section, stranded | 14 |
| Conductor cross section stranded, with ferrule without plastic sleeve min. | 0.14 mm ² |
| Conductor cross section stranded, with ferrule without plastic sleeve max. | 2.5 mm ² |
| Conductor cross section stranded, with ferrule with plastic sleeve min. | 0.14 mm ² |
| Conductor cross section stranded, with ferrule with plastic sleeve max. | 2.5 mm ² |
| 2 conductors with same cross section, stranded, TWIN ferrules with plastic sleeve, max. | 0.5 mm ² |
| Connection method | Push-in connection |
| Stripping length | 10 mm |
| Internal cylindrical gage | A3 |

Classifications

eCl@ss

| | |
|------------|----------|
| eCl@ss 4.0 | 272607xx |
| eCl@ss 4.1 | 27260701 |
| eCl@ss 5.0 | 27260701 |

Plug - PP-H 2,5/ 1 GNYE - 3210020

Classifications

eCl@ss

| | |
|------------|----------|
| eCl@ss 5.1 | 27260701 |
| eCl@ss 6.0 | 27141151 |
| eCl@ss 7.0 | 27141151 |
| eCl@ss 8.0 | 27141151 |

ETIM

| | |
|----------|----------|
| ETIM 2.0 | EC000897 |
| ETIM 3.0 | EC000897 |
| ETIM 4.0 | EC002021 |
| ETIM 5.0 | EC002021 |

UNSPSC

| | |
|---------------|----------|
| UNSPSC 6.01 | 30211802 |
| UNSPSC 7.0901 | 39121402 |
| UNSPSC 11 | 39121402 |
| UNSPSC 12.01 | 39121402 |
| UNSPSC 13.2 | 39121402 |

Approvals

Approvals

Approvals

GL / RS / ABS / UL Recognized / cUL Recognized / BV / cULus Recognized

Ex Approvals

Approvals submitted

Approval details


| |
|----|
| GL |
|----|


| |
|----|
| RS |
|----|

Plug - PP-H 2,5/ 1 GNYE - 3210020


Approvals

| |
|-----|
| ABS |
|-----|

| UL Recognized  | | |
|---|-------|-------|
| | B | C |
| mm²/AWG/kcmil | 26-12 | 26-12 |
| Nominal current I _N | 20 A | 20 A |
| Nominal voltage U _N | 300 V | 300 V |

| cUL Recognized  | | |
|--|-------|-------|
| | B | C |
| mm²/AWG/kcmil | 26-12 | 26-12 |
| Nominal current I _N | 20 A | 20 A |
| Nominal voltage U _N | 300 V | 300 V |

| |
|----|
| BV |
|----|

| |
|--|
| cULus Recognized  |
|--|

Accessories

Accessories

Cable housing

Cable housing - PH 2,5/ 2 - 3209691



Cable housing, Length: 19.9 mm, Width: 10.4 mm, Height: 36.8 mm, Number of positions: 2, Color: gray

Plug - PP-H 2,5/ 1 GNYE - 3210020

Accessories

Cable housing - PH 2,5/ 3 - 3209701



Cable housing, Length: 19.9 mm, Width: 15.6 mm, Height: 36.8 mm, Number of positions: 3, Color: gray

Cable housing - PH 2,5/ 4 - 3209714



Cable housing, Length: 19.9 mm, Width: 20.8 mm, Height: 36.8 mm, Number of positions: 4, Color: gray

Cable housing - PH 2,5/ 5 - 3209727



Cable housing, Length: 19.9 mm, Width: 26 mm, Height: 36.8 mm, Number of positions: 5, Color: gray

Cable housing - PH 2,5/ 6 - 3209730



Cable housing, Length: 19.9 mm, Width: 31.2 mm, Height: 36.8 mm, Number of positions: 6, Color: gray

Cable housing - PH 2,5/ 7 - 3209743



Cable housing, Length: 19.9 mm, Width: 36.4 mm, Height: 36.8 mm, Number of positions: 7, Color: gray

Plug - PP-H 2,5/ 1 GNYE - 3210020

Accessories

Cable housing - PH 2,5/ 8 - 3209756



Cable housing, Length: 19.9 mm, Width: 41.6 mm, Height: 36.8 mm, Number of positions: 8, Color: gray

Cable housing - PH 2,5/ 9 - 3209507



Cable housing, Length: 19.9 mm, Width: 46.8 mm, Height: 36.8 mm, Number of positions: 9, Color: gray

Cable housing - PH 2,5/10 - 3209769



Cable housing, Length: 19.9 mm, Width: 52 mm, Height: 36.8 mm, Number of positions: 10, Color: gray

Cable housing - PH 2,5/11 - 3209772



Cable housing, Length: 19.9 mm, Width: 57.2 mm, Height: 36.8 mm, Number of positions: 11, Color: gray

Cable housing - PH 2,5/12 - 3209785



Cable housing, Length: 19.9 mm, Width: 62.4 mm, Height: 36.8 mm, Number of positions: 12, Color: gray

Plug - PP-H 2,5/ 1 GNYE - 3210020

Accessories

Cable housing - PH 2,5/13 - 3209798



Cable housing, Length: 19.9 mm, Width: 67.6 mm, Height: 36.8 mm, Number of positions: 13, Color: gray

Cable housing - PH 2,5/14 - 3209808



Cable housing, Length: 19.9 mm, Width: 72.8 mm, Height: 36.8 mm, Number of positions: 14, Color: gray

Cable housing - PH 2,5/15 - 3209811



Cable housing, Length: 19.9 mm, Width: 78 mm, Height: 36.8 mm, Number of positions: 15, Color: gray

End cover

Flange cover - DF-SP-H 2,5 - 3209824



Flange cover, Length: 35.8 mm, Width: 4.5 mm, Height: 24.7 mm, Color: gray

Flange

Flange cover - DFS-SP-H 2,5 - 3061431



Flange cover, Length: 35.8 mm, Width: 4.5 mm, Height: 24.7 mm, Color: gray

Plug - PP-H 2,5/ 1 GNYE - 3210020

Accessories

Insulating sleeve

Insulating sleeve - MPS-IH WH - 0201663



Insulating sleeve, Color: white

Insulating sleeve - MPS-IH RD - 0201676



Insulating sleeve, Color: red

Insulating sleeve - MPS-IH BU - 0201689



Insulating sleeve, Color: blue

Insulating sleeve - MPS-IH YE - 0201692



Insulating sleeve, Color: yellow

Insulating sleeve - MPS-IH GN - 0201702



Insulating sleeve, Color: green

Plug - PP-H 2,5/ 1 GNYE - 3210020

Accessories

Insulating sleeve - MPS-IH GY - 0201728



Insulating sleeve, Color: gray

Insulating sleeve - MPS-IH BK - 0201731



Insulating sleeve, Color: black

Insulation stop sleeve - ISH 2,5/0,2 - 3002843



Insulation stop sleeve, Color: white

Insulation stop sleeve - ISH 2,5/0,5 - 3002856



Insulation stop sleeve, Color: gray

Insulation stop sleeve - ISH 2,5/1,0 - 3002869



Insulation stop sleeve, Color: black

Mounting material

Plug - PP-H 2,5/ 1 GNYE - 3210020

Accessories

Latching - PR - 3040559



Latching, Number of positions: 1, Color: orange

Latching - PR/2 - 3040630



Latching, Number of positions: 2, Color: orange

Latching - PRZ - 3040614



Latching, Length: 3 mm, Width: 5.2 mm, Number of positions: 2, Color: orange

Shield connection

Shield connection clamp - PSH 3- 6 - 3040591



Shield connection clamp, Color: black

Shield connection clamp - PSH 5-10 - 3040601



Shield connection clamp, Color: black

Plug - PP-H 2,5/ 1 GNYE - 3210020

Accessories

Strain relief

Strain relief - PZ/4 - 3040643



Strain relief, Number of positions: 4, Color: black

Test plug terminal block

Test plugs - MPS-MT - 0201744



Test plugs, Color: silver

Drawings

Circuit diagram

