

NOT RECOMMENDED FOR NEW DESIGNS
USE SS22-LTP~SS210-LTP SERIES



Micro Commercial Components



Micro Commercial Components
20736 Marilla Street Chatsworth
CA 91311
Phone: (818) 701-4933
Fax: (818) 701-4939

**SS22
THRU
SS210**

Features

- Lead Free Finish/Rohs Compliant (Note1) ("P" Suffix designates Compliant. See ordering information)
- Low Forward Voltage
- Low Forward Voltage
- Guard Ring Protection
- Epoxy meets UL 94 V-0 flammability rating
- Moisture Sensitivity Level 1

Maximum Ratings

- Operating Temperature: -55°C to +125°C
- Storage Temperature: -55°C to +150°C
- Maximum Thermal Resistance: R_{thjL}-15 °C/W; R_{thja}-73 °C/W

MCC Catalog Number	Device Marking	Maximum Recurrent Peak Reverse Voltage	Maximum RMS Voltage	Maximum DC Blocking Voltage
SS22	SS22	20V	14V	20V
SS23	SS23	30V	21V	30V
SS24	SS24	40V	28V	40V
SS25	SS25	50V	35V	50V
SS26	SS26	60V	42V	60V
SS28	SS28	80V	56V	80V
SS210	SS210	100V	70V	100V

Electrical Characteristics @ 25°C Unless Otherwise Specified

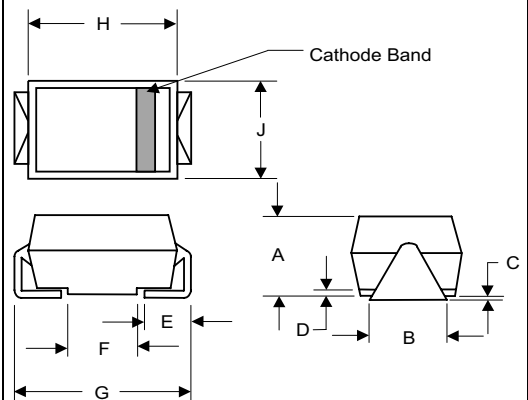
Average Forward Current	I _{F(AV)}	2.0A	T _J = 100°C
Peak Forward Surge Current	I _{FSM}	50A	8.3ms, half sine
Maximum Instantaneous Forward Voltage SS22-SS24 SS25-SS26 SS28-SS210	V _F	.55V .70V .85V	I _{FM} = 2.0A; T _J = 25°C*
Maximum DC Reverse Current At Rated DC Blocking Voltage	I _R	0.5mA	T _J = 25°C
Typical Junction Capacitance SS22 SS23-SS210	C _J	230pF 50pF	Measured at 1.0MHz, V _R =4.0V

*Pulse test: Pulse width 300 μsec, Duty cycle 2%

Note: 1. High Temperature Solder Exemptions Applied, see EU Directive Annex 7.

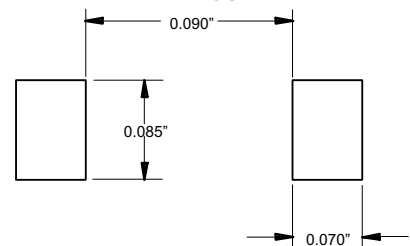
**2 Amp Schottky
Rectifier
20 to 100 Volts**

**DO-214AC
(SMA) (High Profile)**



DIMENSIONS					
DIM	INCHES		MM		NOTE
	MIN	MAX	MIN	MAX	
A	.078	.116	1.98	2.95	
B	.067	.089	1.70	2.25	
C	.002	.008	.05	.20	
D	---	.02	---	.51	
E	.035	.055	.89	1.40	
F	.065	.096	1.65	2.45	
G	.205	.224	5.21	5.69	
H	.160	.180	4.06	4.57	
I	.100	.112	2.57	2.84	

**SUGGESTED SOLDER
PAD LAYOUT**



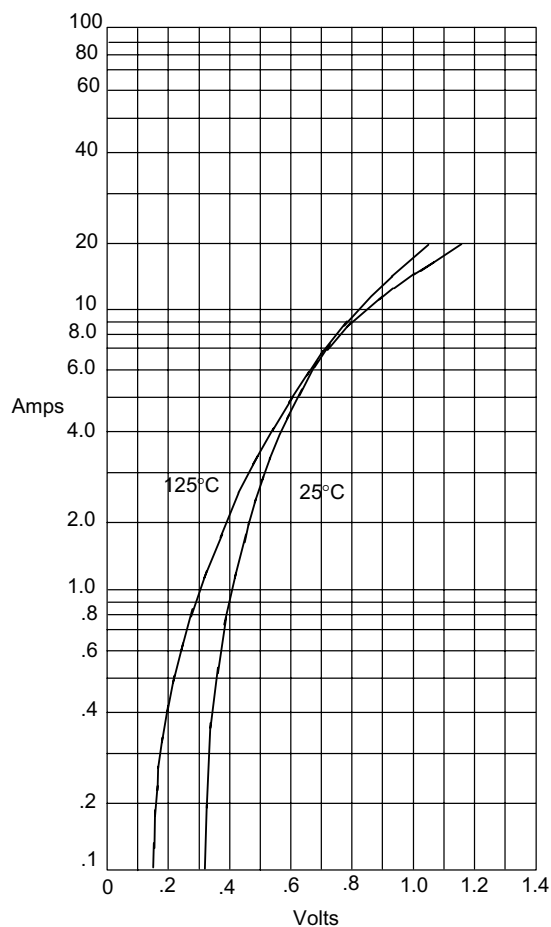
www.mccsemi.com

SS22

M.C.C.

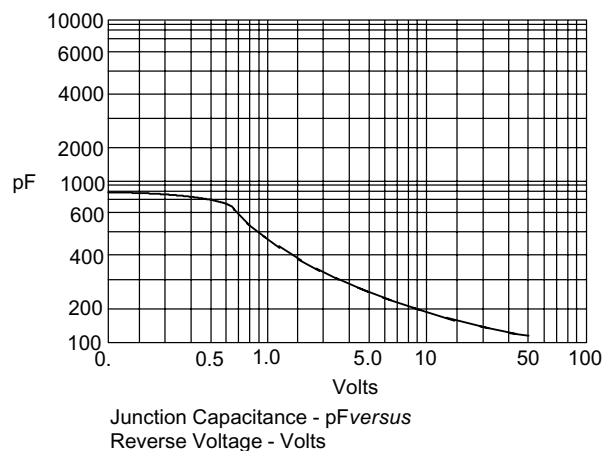
Micro Commercial Components

Figure 1
Typical Forward Characteristics



Instantaneous Forward Current - Amperes *versus*
Instantaneous Forward Voltage - Volts

Figure 3
Typical Junction Capacitance



Junction Capacitance - pF *versus*
Reverse Voltage - Volts

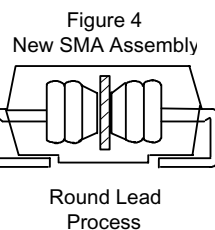
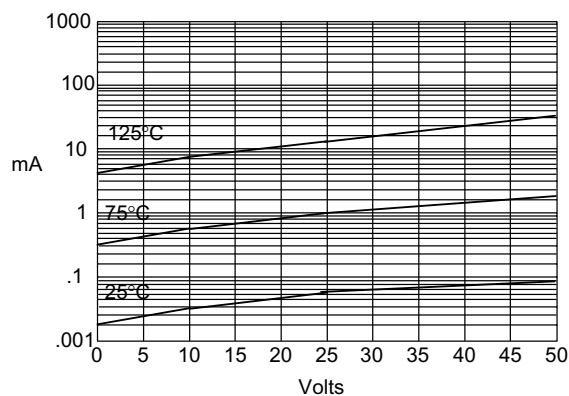


Figure 2
Typical Reverse Characteristics



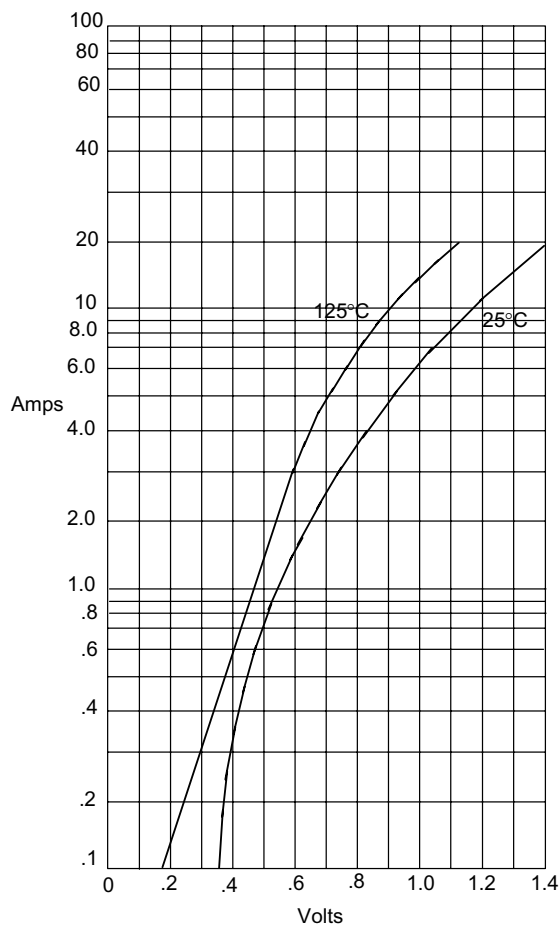
Typical Reverse Current - mA *versus*
Reverse Voltage - Volts

SS23 thru SS210



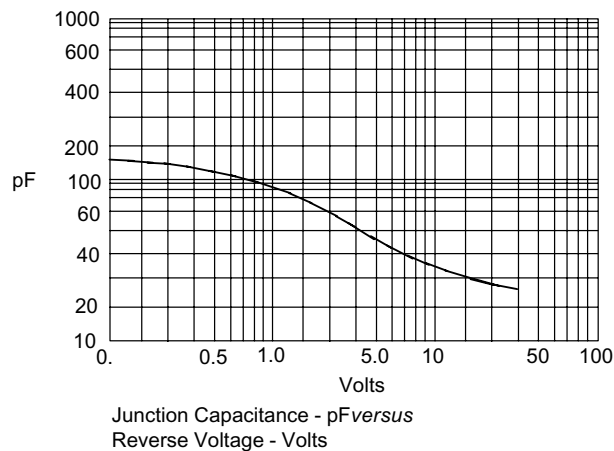
Micro Commercial Components

Figure 1
Typical Forward Characteristics



Instantaneous Forward Current - Amperes versus
Instantaneous Forward Voltage - Volts

Figure 3
Typical Junction Capacitance



Junction Capacitance - pF versus
Reverse Voltage - Volts

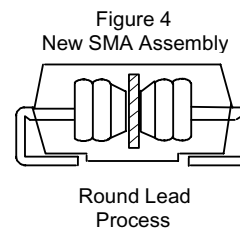
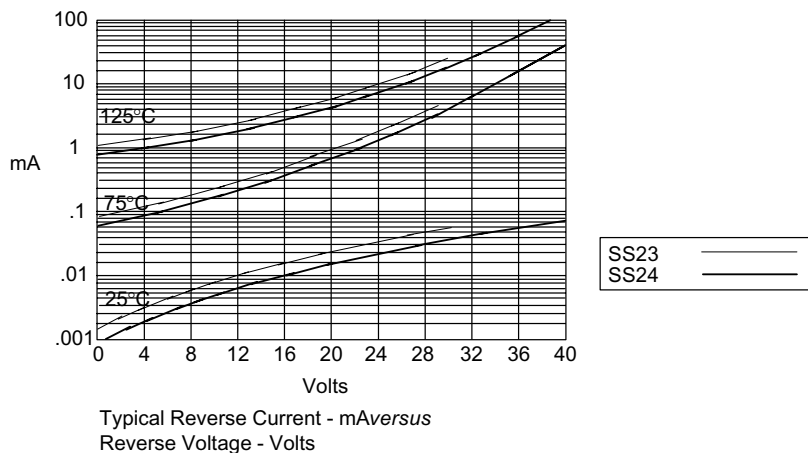


Figure 2
Typical Reverse Characteristics



Typical Reverse Current - mA versus
Reverse Voltage - Volts

Ordering Information :

Device	Packing
Part Number-TP	Tape&Reel: 3Kpcs/Reel

IMPORTANT NOTICE

Micro Commercial Components Corp. reserves the right to make changes without further notice to any product herein to make corrections, modifications , enhancements , improvements , or other changes . **Micro Commercial Components Corp .** does not assume any liability arising out of the application or use of any product described herein; neither does it convey any license under its patent rights ,nor the rights of others . The user of products in such applications shall assume all risks of such use and will agree to hold **Micro Commercial Components Corp .** and all the companies whose products are represented on our website, harmless against all damages.

LIFE SUPPORT

MCC's products are not authorized for use as critical components in life support devices or systems without the express written approval of Micro Commercial Components Corporation.

CUSTOMER AWARENESS

Counterfeiting of semiconductor parts is a growing problem in the industry. Micro Commercial Components (MCC) is taking strong measures to protect ourselves and our customers from the proliferation of counterfeit parts. MCC strongly encourages customers to purchase MCC parts either directly from MCC or from Authorized MCC Distributors who are listed by country on our web page cited below. Products customers buy either from MCC directly or from Authorized MCC Distributors are genuine parts, have full traceability, meet MCC's quality standards for handling and storage. **MCC will not provide any warranty coverage or other assistance for parts bought from Unauthorized Sources.** MCC is committed to combat this global problem and encourage our customers to do their part in stopping this practice by buying direct or from authorized distributors.