

Distributed by:



www.Jameco.com ♦ 1-800-831-4242

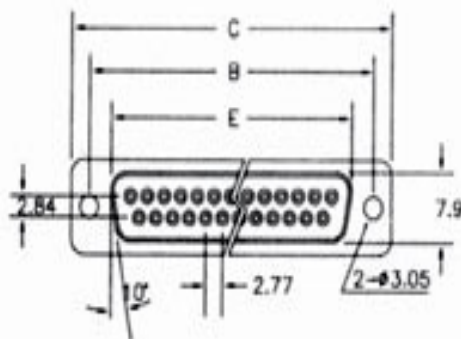
The content and copyrights of the attached
material are the property of its owner.

1003-09 P T B T S

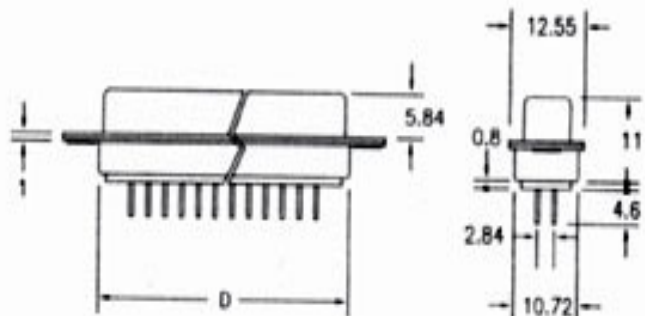
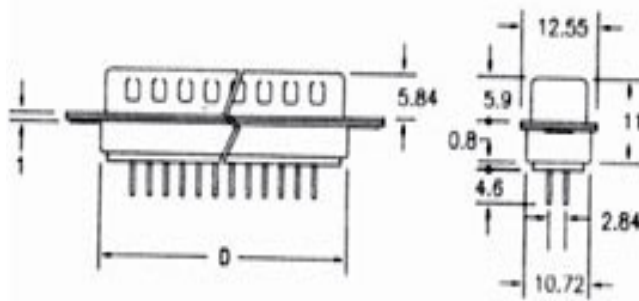
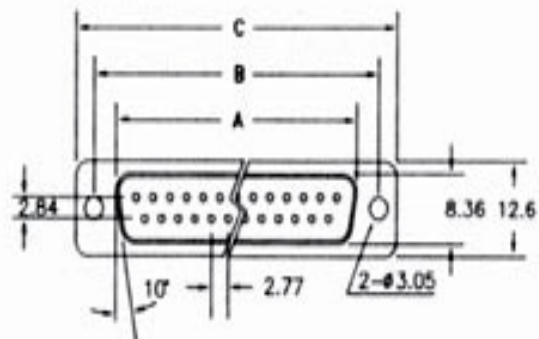
1 2 3 4 5 6

- 1 NO. OF PINS : 9, 15, 19, 23, 25, 37, 50
- 2 CONTACT TYPE : P-Male S-Female
- 3 SHELL PLATED : T-Tin shell Z-Zinc shell
- 4 INSULATOR COLOR : B-blue K-black W-white
- 5 MOUNTING TYPE : T - Through hole type
N - with UNC#4-40 nut type
- 6 CONTACT PLATED : S - Tin plated on terminal &
gold plated on contact
G - All gold plated

FEMALE



MALE



D-SUB DIP STRAIGHT TYPE

Specifications:

Contact Resistance: 30mΩmax. at DC 100mA
Insulator Resistance: 1000MΩmin. at DC 500V
Current Rating: 5 AMP

Dielectric Withstanding

Voltage: AC 1000V For 1 minute
Operating Temperature: -55°C~+105°C
Contact: Brass or Phosphor Bronze
Housing: PBT & 30% Glass Fiber (UL 94V-0)

Dimension

Position	A	B	C	D	E
9	16.92	24.99	30.81	19.28	16.33
15	25.25	33.62	39.14	27.51	24.66
19	32.90	39.03	44.80	33.02	29.92
23	38.50	44.36	50.30	38.15	35.18
25	38.96	47.04	53.04	41.30	38.38
37	55.42	63.50	69.32	57.71	54.84
50	52.86	61.11	66.90	55.30	52.34