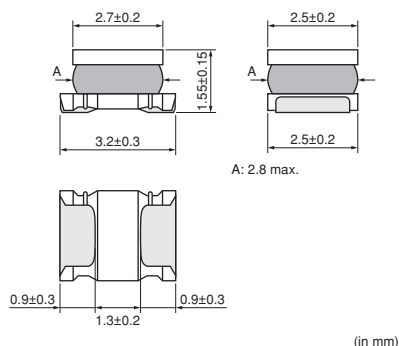


EMIFIL® (Inductor type) chipEMIFIL®

NFZ32BW_HN10 Series (1210 Size)

■ Dimensions



■ Equivalent Circuit



(Resistance element becomes dominant at high frequencies.)

■ Packaging

Code	Packaging	Minimum Quantity
L	180mm Embossed Tape	2000
K	330mm Embossed Tape	7500

■ Rated Value (□: packaging code)

Part Number	Impedance (at 100MHz/20°C)	Impedance (at 1MHz/20°C)	Rated Current	DC Resistance	Operating Temperature Range (Self-temperature rise is included)	Operating Temperature Range
NFZ32BW3R6HN10□	-	3.6ohm ±30%	2550mA	0.03ohm±20%	-40 to +125°C	-40 to +105°C
NFZ32BW7R4HN10□	-	7.4ohm ±30%	2050mA	0.045ohm±20%	-40 to +125°C	-40 to +105°C
NFZ32BW9R0HN10□	-	9.0ohm ±30%	1750mA	0.057ohm±20%	-40 to +125°C	-40 to +105°C
NFZ32BW150HN10□	-	15ohm ±30%	1600mA	0.076ohm±20%	-40 to +125°C	-40 to +105°C
NFZ32BW210HN10□	-	21ohm ±30%	1200mA	0.12ohm±20%	-40 to +125°C	-40 to +105°C
NFZ32BW320HN10□	-	32ohm ±30%	1000mA	0.18ohm±20%	-40 to +125°C	-40 to +105°C
NFZ32BW420HN10□	-	42ohm ±30%	850mA	0.24ohm±20%	-40 to +125°C	-40 to +105°C
NFZ32BW700HN10□	-	70ohm ±30%	700mA	0.38ohm±20%	-40 to +125°C	-40 to +105°C
NFZ32BW111HN10□	-	110ohm ±30%	520mA	0.57ohm±20%	-40 to +125°C	-40 to +105°C
NFZ32BW151HN10□	-	150ohm ±30%	450mA	0.81ohm±20%	-40 to +125°C	-40 to +105°C
NFZ32BW221HN10□	-	220ohm ±30%	390mA	1.15ohm±20%	-40 to +125°C	-40 to +105°C
NFZ32BW291HN10□	-	290ohm ±30%	310mA	1.78ohm±20%	-40 to +125°C	-40 to +105°C
NFZ32BW451HN10□	-	450ohm ±30%	275mA	2.28ohm±20%	-40 to +125°C	-40 to +105°C
NFZ32BW621HN10□	-	620ohm ±30%	250mA	2.7ohm±20%	-40 to +125°C	-40 to +105°C
NFZ32BW881HN10□	-	880ohm ±30%	200mA	4.38ohm±20%	-40 to +125°C	-40 to +105°C

Number of Circuits: 1

■ Notice (Rating)

When Rated Current is applied to the Products,
self-generation of heat will rise to 40°C or less.

Continued on the following page.

● This data sheet is applied for CHIP EMIFIL® used for General Electronics equipment for your design.

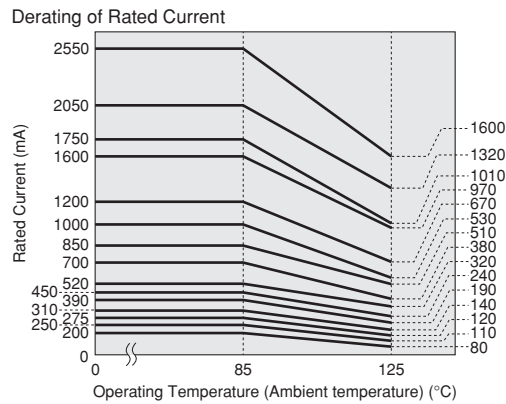
⚠ Note:

1. This datasheet is downloaded from the website of Murata Manufacturing co., ltd. Therefore, it's specifications are subject to change or our products in it may be discontinued without advance notice. Please check with our sales representatives or product engineers before ordering.
2. This datasheet has only typical specifications because there is no space for detailed specifications. Therefore, please approve our product specifications or transact the approval sheet for product specifications before ordering.

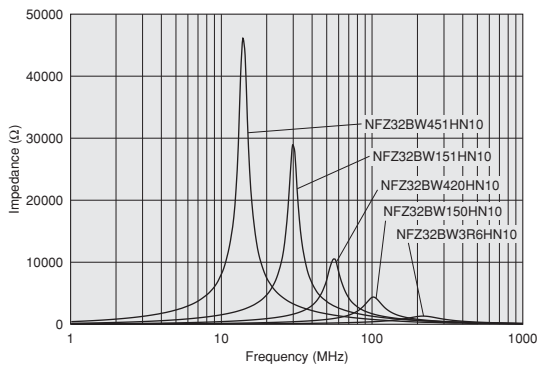
Continued from the preceding page.

Derating of Rated Current

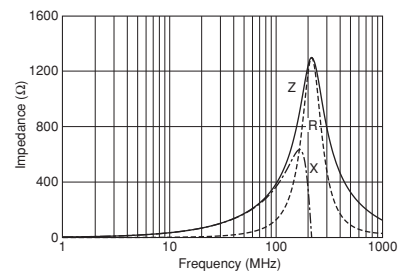
In operating temperature exceeding +85°C, derating of current is necessary for NFZ32BW_HN10 series.
Please apply the derating curve shown in chart according to the operating temperature.



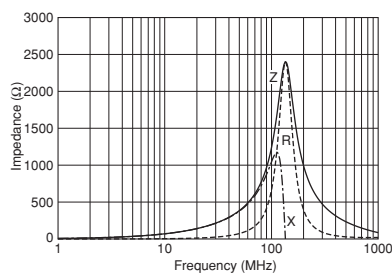
Impedance-Frequency Characteristics (Main Items)



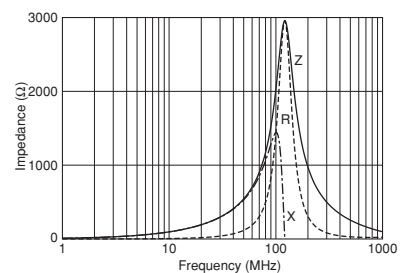
Impedance-Frequency Characteristics NFZ32BW3R6HN10



Impedance-Frequency Characteristics NFZ32BW7R4HN10



Impedance-Frequency Characteristics NFZ32BW9R0HN10



Continued on the following page.

● This data sheet is applied for CHIP EMIFIL® used for General Electronics equipment for your design.

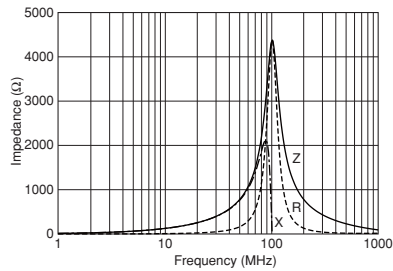
Note:

1. This datasheet is downloaded from the website of Murata Manufacturing co., ltd. Therefore, it's specifications are subject to change or our products in it may be discontinued without advance notice. Please check with our sales representatives or product engineers before ordering.
2. This datasheet has only typical specifications because there is no space for detailed specifications. Therefore, please approve our product specifications or transact the approval sheet for product specifications before ordering.

Continued from the preceding page.

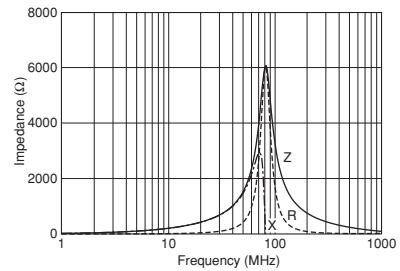
■ Impedance-Frequency Characteristics

NFZ32BW150HN10



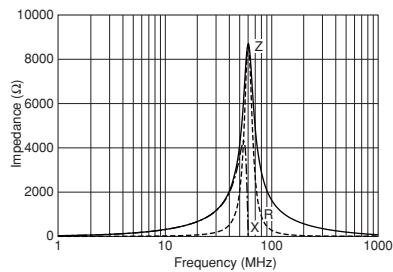
■ Impedance-Frequency Characteristics

NFZ32BW210HN10



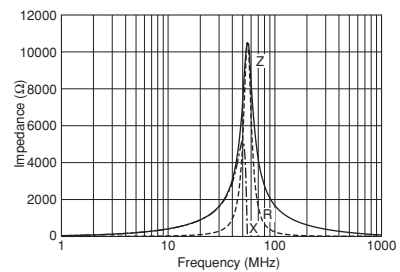
■ Impedance-Frequency Characteristics

NFZ32BW320HN10



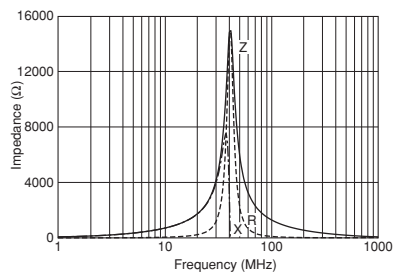
■ Impedance-Frequency Characteristics

NFZ32BW420HN10



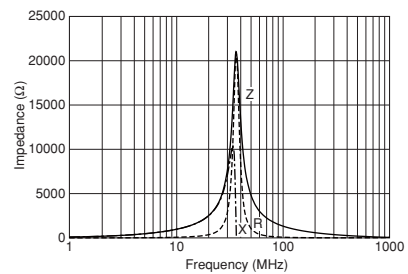
■ Impedance-Frequency Characteristics

NFZ32BW700HN10



■ Impedance-Frequency Characteristics

NFZ32BW111HN10



Continued on the following page.

● This data sheet is applied for CHIP EMIFIL® used for General Electronics equipment for your design.

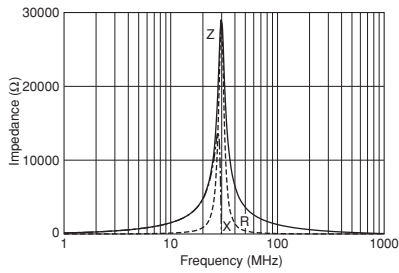
⚠ Note:

1. This datasheet is downloaded from the website of Murata Manufacturing Co., Ltd. Therefore, its specifications are subject to change or our products in it may be discontinued without advance notice. Please check with our sales representatives or product engineers before ordering.
2. This datasheet has only typical specifications because there is no space for detailed specifications. Therefore, please approve our product specifications or transact the approval sheet for product specifications before ordering.

Continued from the preceding page.

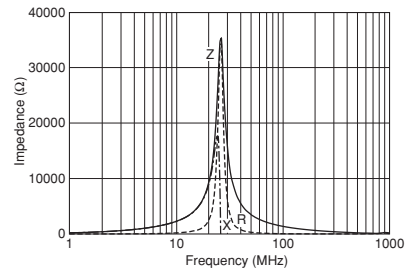
Impedance-Frequency Characteristics

NFZ32BW151HN10



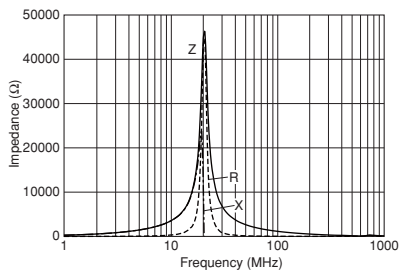
Impedance-Frequency Characteristics

NFZ32BW221HN10



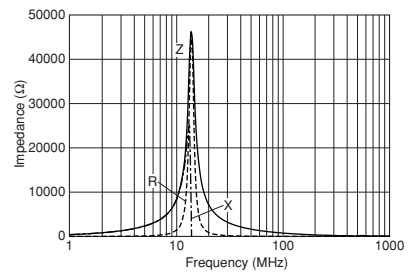
Impedance-Frequency Characteristics

NFZ32BW291HN10



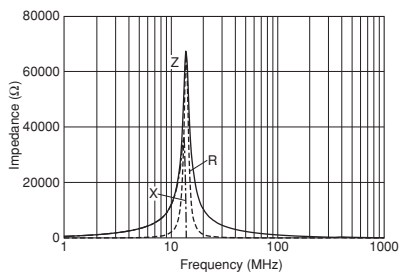
Impedance-Frequency Characteristics

NFZ32BW451HN10



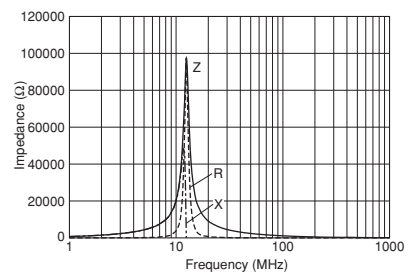
Impedance-Frequency Characteristics

NFZ32BW621HN10



Impedance-Frequency Characteristics

NFZ32BW881HN10




Continued on the following page.

● This data sheet is applied for CHIP EMIFIL® used for General Electronics equipment for your design.

Note:

1. This datasheet is downloaded from the website of Murata Manufacturing co., ltd. Therefore, it's specifications are subject to change or our products in it may be discontinued without advance notice. Please check with our sales representatives or product engineers before ordering.
2. This datasheet has only typical specifications because there is no space for detailed specifications. Therefore, please approve our product specifications or transact the approval sheet for product specifications before ordering.

 Continued from the preceding page.

■ ⚠ Caution/Notice

⚠ Caution (Rating)

Do not use products beyond the rated current as this may create excessive heat and deteriorate the insulation resistance.

Notice

Solderability of Tin plating termination chip might be deteriorated when low temperature soldering profile where peak solder temperature is below the Tin melting point is used. Please confirm the solderability of Tin plating termination chip before use.

● This data sheet is applied for CHIP EMIFIL® used for General Electronics equipment for your design.

⚠ Note:

1. This datasheet is downloaded from the website of Murata Manufacturing co., ltd. Therefore, it's specifications are subject to change or our products in it may be discontinued without advance notice. Please check with our sales representatives or product engineers before ordering.
2. This datasheet has only typical specifications because there is no space for detailed specifications. Therefore, please approve our product specifications or transact the approval sheet for product specifications before ordering.