




High Performance, High Precision Surface Mount 0402 Capacitor



PATENTED

ELECTRICAL SPECIFICATIONS

Operating Temperature: - 55 °C to + 125 °C
Temperature Coefficient of Capacitance (TCC): 0 ± 30 ppm/°C
Insulation Resistance: 10¹¹ Ω min
Voltage: 2.5 x rated voltage (DC) for 5 seconds
Ageing: none

ENVIRONMENTAL SPECIFICATIONS

Life Test: 1000 hours, + 125 °C at 2 x rated voltage (DC)
Thermal Shock: 100 Cycles, - 55 °C/+ 150 °C
Moisture Resistance: 1000 hours at rated DCV, 85 % RH, + 85 °C

FEATURES

- Terminations are Sn/Ag/Cu or Au. The standard product is lead (Pb)-free and RoHS compliant, but terminations containing lead are available
- New technology surface mount capacitor based on a special semiconductor process
- Construction reduces the parasitic inductance and brings the SRF values to ultra-high frequencies
- Capacitance is extremely stable in a wide range of frequencies from 1 MHz to several GHz
- High Q and low ESR
- Tight tolerance to ± 1 % or 0.05 pF
- Ultra high SRF
- Low parasitic inductance (~ 0.032 nH)
- Capacitance range: 0.1 pF to 180



RoHS*
COMPLIANT

APPLICATIONS

- Wireless communications
- Mobile phones
- Cordless phones
- GPS
- VCO
- Filter Networks
- Matching Networks
- Embedded substrates

CAPACITANCE TOLERANCE CODE					
FOR LESS THAN 10 pF			FOR 10 pF AND HIGHER		
A	B	C	F	G	J
± 0.05 pF	± 0.10 pF	± 0.25 pF	± 1 %	± 2 %	± 5 %

ORDERING INFORMATION								
HPC	0402	A	100	G	X	X	T0	XX
MODEL	SIZE	TYPE	CAPACITANCE VALUE	CAPACITANCE TOLERANCE	TERMINATION	VOLTAGE	PACKAGING	SPECIAL ENGINEERING CONTROL CODE
			The first two digits are significant, the third is a multiplier. An "R" indicates a decimal point. Examples: 101 = 100 pF 4R7 = 4.7 pF	see chart above	X = Tin/Lead termination W = Lead (Pb)-free terminations	1 = 6 V Z = 10 V Y = 16 V X = 25 V M = 50 V L = 100 V	T0 = 10 000 pcs T5 = 5000 pcs T1 = 1000 pcs tape and reel	Leave blank when no special requirements apply
"W" terminations preferred. "See Part Numbering System, Document 10147, for complete explanations."								

* Pb containing terminations are not RoHS compliant, exemptions may apply.



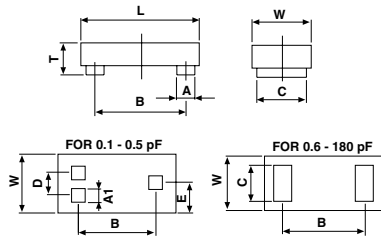
Not for new designs, this product will be discontinued soon

HPC0402A

High Performance, High Precision
Surface Mount 0402 Capacitor

Vishay

DIMENSIONS

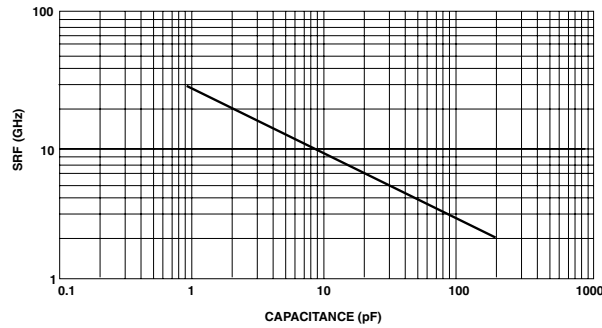


DIMENSION	INCHES	MILLIMETERS
L	0.040 ± 0.002	1.02 ± 0.05
W	0.020 ± 0.002	0.51 ± 0.05
T*	0.016 ± 0.004	0.40 ± 0.10
A	0.006 ± 0.002	0.15 ± 0.05
A1	0.004 ± 0.001	0.10 ± 0.03
B	0.028 ± 0.002	0.71 ± 0.05
C	0.014 ± 0.002	0.36 ± 0.05
D	0.008 ± 0.002	0.20 ± 0.05
E	0.010 ± 0.002	0.25 ± 0.05

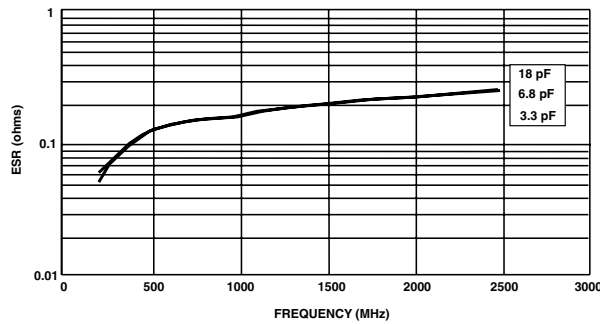
For PCB pad design please see assembly/reflow recommendations document 10125.

* For low profile versions see data sheet HPC0402B/C

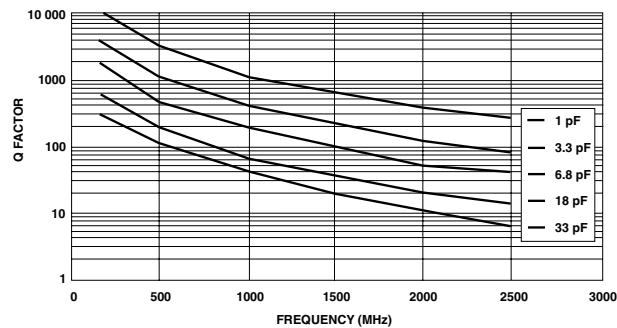
SRF VS. CAPACITANCE (TYPICAL)



ESR VS. FREQUENCY (TYPICAL)



Q VS. FREQUENCY (TYPICAL)



HPC0402A



Vishay

High Performance, High Precision
Surface Mount 0402 Capacitor

CAPACITANCE RANGE AND VOLTAGE							
CAPACITANCE (pF)	TOLERANCE	VOLTAGE RATING AND VOLTAGE CODE					
		100 V CODE:	50 V CODE:	25 V CODE:	16 V CODE:	10 V CODE:	6 V CODE:
0.1	A,B,C	L	M	X	Y	Z	1
0.2	A,B,C	L	M	X	Y	Z	1
0.3	A,B,C	L	M	X	Y	Z	1
0.4	A,B,C	L	M	X	Y	Z	1
0.5	A,B,C	L	M	X	Y	Z	1
0.6	A,B,C	L	M	X	Y	Z	1
0.7	A,B,C	L	M	X	Y	Z	1
0.8	A,B,C	L	M	X	Y	Z	1
0.9	A,B,C	L	M	X	Y	Z	1
1.0	A,B,C	L	M	X	Y	Z	1
1.2	A,B,C	L	M	X	Y	Z	1
1.3	A,B,C	L	M	X	Y	Z	1
1.5	A,B,C	L	M	X	Y	Z	1
1.6	A,B,C	L	M	X	Y	Z	1
1.8	A,B,C	L	M	X	Y	Z	1
2.0	A,B,C	L	M	X	Y	Z	1
2.2	A,B,C	L	M	X	Y	Z	1
2.4	A,B,C	L	M	X	Y	Z	1
2.7	A,B,C	L	M	X	Y	Z	1
3.0	A,B,C	L	M	X	Y	Z	1
3.3	A,B,C	L	M	X	Y	Z	1
3.6	A,B,C	L	M	X	Y	Z	1
3.9	A,B,C		M	X	Y	Z	1
4.3	A,B,C		M	X	Y	Z	1
4.7	A,B,C		M	X	Y	Z	1
5.1	A,B,C		M	X	Y	Z	1
5.6	A,B,C		M	X	Y	Z	1
6.2	A,B,C		M	X	Y	Z	1
6.8	A,B,C		M	X	Y	Z	1
7.5	A,B,C		M	X	Y	Z	1
8.2	A,B,C		M	X	Y	Z	1
9.1	A,B,C			X	Y	Z	1
10	F,G,J			X	Y	Z	1
11	F,G,J			X	Y	Z	1
12	F,G,J			X	Y	Z	1
13	F,G,J				Y	Z	1
15	F,G,J				Y	Z	1
16	F,G,J				Y	Z	1
18	F,G,J				Y	Z	1
20	F,G,J					Z	1
22	F,G,J					Z	1
24	F,G,J					Z	1
27	F,G,J					Z	1
30	F,G,J					Z	1
33	F,G,J					Z	1
36	F,G,J					Z	1
39	F,G,J					Z	1
43	F,G,J					Z	1
47	F,G,J					Z	1
51	F,G,J						1
56	F,G,J						1
62	F,G,J						1
68	F,G,J						1
75	F,G,J						1
82	F,G,J						1
91	F,G,J						1
100	F,G,J						1
110	F,G,J						1
120	F,G,J						1
130	F,G,J						1
150	F,G,J						1
160	F,G,J						1
180	F,G,J						1



High Performance, High Precision
Surface Mount 0402 Capacitor

Vishay

ELECTRICAL SPECIFICATIONS ¹⁾												
CAPACITANCE (pF)	TOLERANCE CODE**	SRF (GHz) TYP.	Ceff TYP.	Q	Ceff TYP.	Q	Ceff TYP.	Q	Ceff TYP.	Q	Ceff TYP.	Q
			200 MHz		500 MHz		1000 MHz		2000 MHz		2500 MHz	
0.1	A,B,C	N/A										
0.2	A,B,C	N/A										
0.3	A,B,C	N/A										
0.4	A,B,C	N/A										
0.5	A,B,C	N/A										
0.6	A,B,C	N/A										
0.7	A,B,C	N/A										
0.8	A,B,C	32.5	0.80	12 994	0.80	3924	0.80	1392	0.80	439	0.80	296
0.9	A,B,C	30.6	0.90	12 052	0.90	3639	0.90	1291	0.90	407	0.91	275
1.0	A,B,C	29.1	1.00	11 340	1.00	3424	1.00	1215	1.00	383	1.01	258
1.2	A,B,C	26.5	1.20	10 395	1.20	3139	1.20	1113	1.21	351	1.21	236
1.3	A,B,C	25.5	1.30	9595	1.30	2897	1.30	1028	1.31	324	1.31	218
1.5	A,B,C	23.7	1.50	8316	1.50	2511	1.50	890	1.51	280	1.52	189
1.6	A,B,C	23.0	1.60	7796	1.60	2354	1.60	835	1.61	263	1.62	177
1.8	A,B,C	21.7	1.80	6930	1.80	2092	1.80	742	1.82	233	1.82	157
2.0	A,B,C	20.5	2.00	6237	2.00	1883	2.00	667	2.02	210	2.03	141
2.2	A,B,C	19.6	2.20	5670	2.20	1711	2.21	607	2.22	190	2.24	128
2.4	A,B,C	18.8	2.40	5197	2.40	1569	2.41	556	2.43	174	2.44	117
2.7	A,B,C	17.7	2.70	4620	2.70	1394	2.71	494	2.73	155	2.76	104
3.0	A,B,C	16.8	3.00	4158	3.00	1255	3.01	444	3.04	139	3.07	93
3.3	A,B,C	16.0	3.30	3780	3.30	1141	3.31	404	3.35	126	3.38	85
3.6	A,B,C	15.3	3.60	3464	3.60	1045	3.62	370	3.66	116	3.70	77
3.9	A,B,C	14.7	3.90	3198	3.90	965	3.92	341	3.97	107	4.02	71
4.3	A,B,C	14.0	4.30	2900	4.31	875	4.32	310	4.39	96	4.44	64
4.7	A,B,C	13.4	4.70	2654	4.71	801	4.73	283	4.81	88	4.87	59
5.1	A,B,C	12.9	5.10	2445	5.11	738	5.13	261	5.23	81	5.30	54
5.6	A,B,C	12.3	5.60	2227	5.61	672	5.64	237	5.75	74	5.84	49
6.2	A,B,C	11.7	6.20	2011	6.21	607	6.25	214	6.39	66	6.50	44
6.8	A,B,C	11.1	6.80	1834	6.81	553	6.86	195	7.03	60	7.16	40
7.5	A,B,C	10.6	7.50	1663	7.52	501	7.57	177	7.78	54	7.94	36
8.2	A,B,C	10.1	8.20	1521	8.22	458	8.28	162	8.53	50	8.73	33
9.1	A,B,C	9.6	9.10	1370	9.12	413	9.20	145	9.51	45	9.76	29
10	F,G,J	9.2	10.0	1247	10.0	376	10.1	132	10.5	40	10.8	27
11	F,G,J	8.8	11.0	1133	11.0	341	11.1	120	11.6	36	12.0	24
12	F,G,J	8.4	12.0	1039	12.0	313	12.2	110	12.7	33	13.2	22
13	F,G,J	8.1	13.0	959	13.1	289	13.2	101	13.9	31	14.4	20
15	F,G,J	7.5	15.0	831	15.1	250	15.3	88	16.1	26	16.9	17
16	F,G,J	7.3	16.0	779	16.1	234	16.3	82	17.3	24	18.1	16
18	F,G,J	6.8	18.0	692	18.1	208	18.4	73	19.7	22	20.8	14
20	F,G,J	6.5	20.0	623	20.1	187	20.5	65	22.1	19	23.5	12
22	F,G,J	6.2	22.0	566	22.1	170	22.6	59	24.6	17	26.3	11
24	F,G,J	5.9	24.0	519	24.2	156	24.7	54	27.1	16	29.2	10
27	F,G,J	5.6	27.0	461	27.2	138	27.9	48	31.0	14	33.7	8
30	F,G,J	5.3	30.0	415	30.3	124	31.1	43	35.0	12	38.6	7
33	F,G,J	5.1	33.1	377	33.3	113	34.3	39	39.1	11	43.7	7
36	F,G,J	4.8	36.1	346	36.4	104	37.6	36	43.4	10	49.1	6
39	F,G,J	4.7	39.1	319	39.5	95	40.9	33	47.8	9	54.8	5
43	F,G,J	4.4	43.1	290	43.6	87	45.3	30	54.0	8	63.1	5
47	F,G,J	4.2	47.1	265	47.7	79	49.8	27	60.5	7	72.1	4
51	F,G,J	4.1	51.1	244	51.8	73	54.3	25	67.2	6	81.9	3
56	F,G,J	3.9	56.1	222	56.9	66	60.0	22	76.2	6	95.6	3
62	F,G,J	3.7	62.2	201	63.2	60	66.9	20	87.8	5	114.6	2
68	F,G,J	3.5	68.2	183	69.4	54	74.0	18	100.3	4	136.9	2
75	F,G,J	3.4	75.3	166	76.7	49	82.3	16	116.3	4	168.6	2
82	F,G,J	3.2	82.3	152	84.0	45	90.8	15	134.1	3	208.6	1
91	F,G,J	3.0	91.4	136	93.5	40	102.0	13	160.0	3	278.8	1
100	F,G,J	2.9	100.5	124	103.1	37	113.4	12	190.0	2	384.9	1
110	F,G,J	2.8	110.6	113	113.7	33	126.5	11	229.7	2		
120	F,G,J	2.7	120.7	103	124.4	30	139.9	10	278.1	2		
130	F,G,J	2.5	130.8	95	135.2	28	153.7	9	338.4	1		
150	F,G,J	2.4	151.1	83	157.0	24	182.4	7	518.3	1		
160	F,G,J	2.3	161.2	77	168.0	22	197.4	7	661.1	1		
180	F,G,J	2.2	181.5	69	190.1	20	228.8	6				

1. 1) Additional non-standard values available on request
 ** A = ± 0.05; B = ± 0.10; C = ± 0.25; F = ± 1 %; G = ± 2 %; J = ± 5 %



Disclaimer

ALL PRODUCT, PRODUCT SPECIFICATIONS AND DATA ARE SUBJECT TO CHANGE WITHOUT NOTICE TO IMPROVE RELIABILITY, FUNCTION OR DESIGN OR OTHERWISE.

Vishay Intertechnology, Inc., its affiliates, agents, and employees, and all persons acting on its or their behalf (collectively, "Vishay"), disclaim any and all liability for any errors, inaccuracies or incompleteness contained in any datasheet or in any other disclosure relating to any product.

Vishay makes no warranty, representation or guarantee regarding the suitability of the products for any particular purpose or the continuing production of any product. To the maximum extent permitted by applicable law, Vishay disclaims (i) any and all liability arising out of the application or use of any product, (ii) any and all liability, including without limitation special, consequential or incidental damages, and (iii) any and all implied warranties, including warranties of fitness for particular purpose, non-infringement and merchantability.

Statements regarding the suitability of products for certain types of applications are based on Vishay's knowledge of typical requirements that are often placed on Vishay products in generic applications. Such statements are not binding statements about the suitability of products for a particular application. It is the customer's responsibility to validate that a particular product with the properties described in the product specification is suitable for use in a particular application. Parameters provided in datasheets and/or specifications may vary in different applications and performance may vary over time. All operating parameters, including typical parameters, must be validated for each customer application by the customer's technical experts. Product specifications do not expand or otherwise modify Vishay's terms and conditions of purchase, including but not limited to the warranty expressed therein.

Except as expressly indicated in writing, Vishay products are not designed for use in medical, life-saving, or life-sustaining applications or for any other application in which the failure of the Vishay product could result in personal injury or death. Customers using or selling Vishay products not expressly indicated for use in such applications do so at their own risk. Please contact authorized Vishay personnel to obtain written terms and conditions regarding products designed for such applications.

No license, express or implied, by estoppel or otherwise, to any intellectual property rights is granted by this document or by any conduct of Vishay. Product names and markings noted herein may be trademarks of their respective owners.

Material Category Policy

Vishay Intertechnology, Inc. hereby certifies that all its products that are identified as RoHS-Compliant fulfill the definitions and restrictions defined under Directive 2011/65/EU of The European Parliament and of the Council of June 8, 2011 on the restriction of the use of certain hazardous substances in electrical and electronic equipment (EEE) - recast, unless otherwise specified as non-compliant.

Please note that some Vishay documentation may still make reference to RoHS Directive 2002/95/EC. We confirm that all the products identified as being compliant to Directive 2002/95/EC conform to Directive 2011/65/EU.

Vishay Intertechnology, Inc. hereby certifies that all its products that are identified as Halogen-Free follow Halogen-Free requirements as per JEDEC JS709A standards. Please note that some Vishay documentation may still make reference to the IEC 61249-2-21 definition. We confirm that all the products identified as being compliant to IEC 61249-2-21 conform to JEDEC JS709A standards.

Mouser Electronics

Authorized Distributor

Click to View Pricing, Inventory, Delivery & Lifecycle Information:

Vishay:

[HPC0402A270FXZT5](#) [HPC0402A150FXZT5](#) [HPC0402A300FXZT5](#) [HPC0402A330FXZT5](#) [HPC0402A110GXXT5](#)
[HPC0402A0R3AXXT1](#) [HPC0402A240GXZT5](#) [HPC0402A9R1BXXT5](#) [HPC0402A0R8BXXT5](#) [HPC0402A1R5BXXT5](#)
[HPC0402A7R5BXXT5](#) [HPC0402A181FX1T5](#) [HPC0402A111GX1T5](#) [HPC0402A131GX1T5](#) [HPC0402A161GX1T5](#)
[HPC0402A0R9BXXT5](#) [HPC0402A820FX1T5](#) [HPC0402A560FX1T5](#) [HPC0402A150FXYT5](#) [HPC0402A1R3BXXT5](#)
[HPC0402A4R3BXXT5](#) [HPC0402A3R3BXXT5](#) [HPC0402A180FXYT5](#) [HPC0402A3R6BXXT5](#) [HPC0402A1R6BXXT5](#)
[HPC0402A2R0CXZT1](#) [HPC0402A2R0BXXT5](#) [HPC0402A3R0BXXT5](#) [HPC0402A1R0BXXT5](#) [HPC0402A2R7BXXT5](#)
[HPC0402A4R7CXYT1](#) [HPC0402A101JX1T1](#) [HPC0402A1R8AXYT1](#) [HPC0402A180FXYT1](#) [HPC0402A100JXYT1](#)
[HPC0402A1R5AXYT1](#) [HPC0402A330FX1T1](#) [HPC0402A0R5AWXT5](#) [HPC0402A0R9BWXT5](#) [HPC0402A1R5BWXT5](#)
[HPC0402A1R8BWXT5](#) [HPC0402A2R0BWXT5](#) [HPC0402A3R0BWXT5](#) [HPC0402A3R6BWXT5](#)
[HPC0402A4R3BWXT5](#) [HPC0402A5R1BWXT5](#) [HPC0402A5R6BWXT5](#) [HPC0402A6R2BWXT5](#)
[HPC0402A7R5BWXT5](#) [HPC0402A9R1BWXT5](#) [HPC0402A100FWXT5](#) [HPC0402A110GWXT5](#) [HPC0402A130GWYT5](#)
[HPC0402A150FWYT5](#) [HPC0402A160GWYT5](#) [HPC0402A180FWYT5](#) [HPC0402A200GWZT5](#)
[HPC0402A240GWZT5](#) [HPC0402A270FWZT5](#) [HPC0402A300FWZT5](#) [HPC0402A300GWZT5](#) [HPC0402A330FWZT5](#)
[HPC0402A360GWZT5](#) [HPC0402A390FWZT5](#) [HPC0402A430GWZT5](#) [HPC0402A470FWZT5](#) [HPC0402A1R2BXXT5](#)
[HPC0402A6R2BXXT5](#) [HPC0402A8R2BXXT5](#) [HPC0402A2R4BXXT5](#) [HPC0402A120FXXT5](#) [HPC0402A100FXXT5](#)
[HPC0402A390FXZT5](#) [HPC0402A300GXZT5](#) [HPC0402A360GXZT5](#) [HPC0402A430GXZT5](#) [HPC0402A160GXYT5](#)
[HPC0402A130GXYT5](#) [HPC0402A0R7BXXT5](#) [HPC0402A121FX1T5](#) [HPC0402A101FX1T5](#) [HPC0402A910GX1T5](#)
[HPC0402A510GX1T5](#) [HPC0402A620GX1T5](#) [HPC0402A750GX1T5](#) [HPC0402A2R0CXXT1](#) [HPC0402A160FWYT5](#)
[HPC0402A8R2BWXT5](#) [HPC0402A181FW1T5](#) [HPC0402A1R0AWMT1](#) [HPC0402A0R7BWMT](#) [HPC0402A2R2BWMT](#)
[HPC0402A4R7BWMT1](#) [HPC0402A3R0BWMT1](#) [HPC0402A0R7BWMT1](#) [HPC0402A1R0AWMT5](#)
[HPC0402A2R2BWMT1](#) [HPC0402A3R0BXMT1](#) [HPC0402A2R2BWXT5](#) [HPC0402A6R8BWXT5](#)