

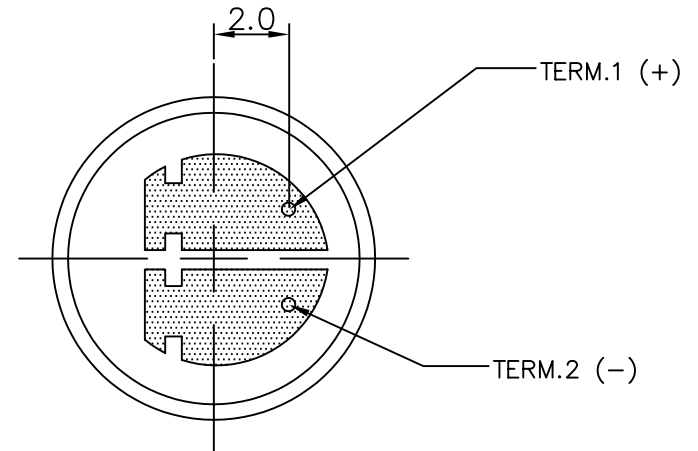
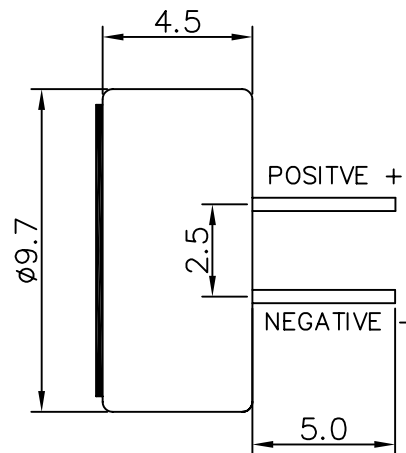

THIS DOCUMENT CONTAINS DATA PROPRIETARY TO PROJECTS UNLIMITED, INC. ANY USE OR REPRODUCTION, IN ANY FORM, WITHOUT PRIOR WRITTEN PERMISSION OF PROJECTS UNLIMITED, INC. IS PROHIBITED.  
© 2003, Projects Unlimited Inc.

## SPECIFICATIONS

PARAMETERS	VALUES	UNITS
DIRECTIVITY	OMNI	—
SENSITIVITY	$-42 \pm 3$	dB
STANDARD OPERATING VOLTAGE	1.5	Vdc
MAX OPERATING VOLTAGE	10	Vdc
CURRENT CONSUMPTION MAX	0.5	mA
IMPEDANCE	2.2	kOhm
SIGNAL TO NOISE RATIO	60	dB
TERMINAL	PIN	—
INTERNAL CAPACITOR	N/A	pF

## REVISIONS

LTR	DESCRIPTION	DATE	APPROVED
—	RELEASED FROM ENGINEERING	12/29/03	
A	REVISED IMPEDANCE	5/13/04	R. W.



## NOTES:

1. ALL DIMENSIONS ARE IN MILLIMETERS.
2. SPECIFICATION SUBJECT TO CHANGE OR WITHDRAWAL WITHOUT NOTICE.

FILE NAME  
AOM-4542P.DWG

UNLESS OTHERWISE SPECIFIED:  
DIMENSIONS ARE IN MILLIMETERS,  
TOLERANCES ARE  $\pm 0.5$  AND ANGLES ARE  $\pm 3^\circ$ .

APPROVALS	DATE
DRAWN <i>R.A.C.</i>	12/03
APPROVED <i>E.P.</i>	12/03
DO NOT SCALE DRAWING	



projects®  
unlimited

Dayton, Ohio

MICROPHONE  
AOM-4542P

SIZE  
A

DRAWING NO.  
AOM-4542P

SCALE: N.T.S.

SHEET 1 OF 1

# Mouser Electronics

Authorized Distributor

Click to View Pricing, Inventory, Delivery & Lifecycle Information:

[PUI Audio:](#)

[AOM-4542P](#)