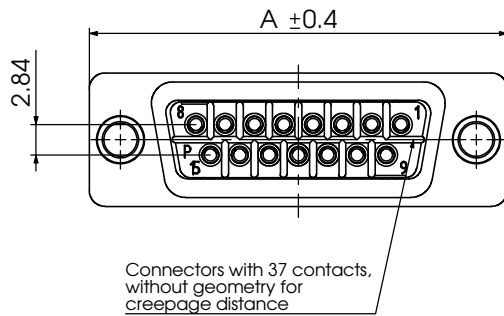
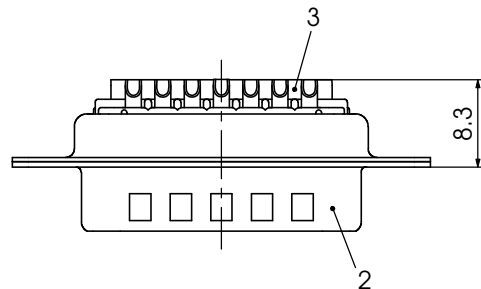
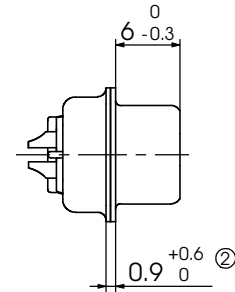
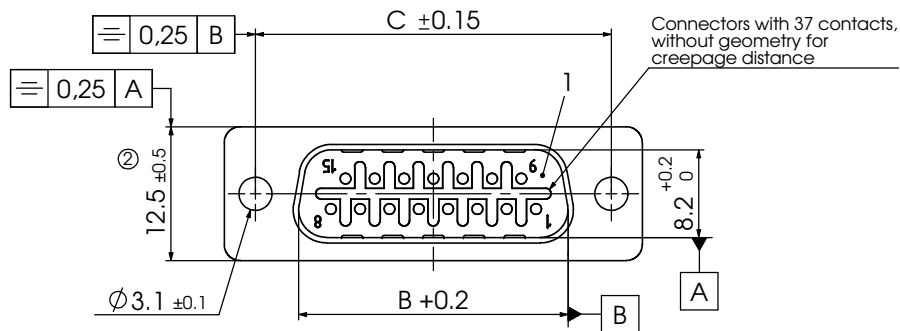


COMMENT:
ALL RIGHTS ARE RESERVED BY US FOR THIS DRAWING. WITHOUT OUR PRIOR CONSENT,
THIS DOCUMENT CANNOT BE REPRODUCED OR TRANSMITTED IN ANY FORM OR BY ANY
MEANS, AND IT ALSO MAY NOT BE IMPROPERLY USED BY THE RECEIVER, OR A THIRD PARTY.



Fxx*1)P-K700

e.g. F09P-K700

*1) xx No. of contacts 09, 15, 25 or 37

xx	A (mm)	B (mm)	C (mm)
09	30,8	16,9	25
15	39,1	25,2	33,3
25	53	38,9	47,04
37	69,3	55,3	63,5

Protection standard IP67, 100% checked according to DIN 40050

3	xx	Signal contact	P0 / Brass	0,8µm Au / AWG 20
2	1	Shell	Brass	tin plated
1	1	Insulator	PBT (-55°C - +70°C)	red
No.	St.	Part	Type Description/Material	Surface plating/Colour/Class

				Measurement without tolerance acc. to ISO 2768-m	SCALE 2:1	TITLE
				NAME / DATE		
			DRAWN	Denzinger 27-09-2002		
			CHECKED	sschref 18-07-2008		
				FCT group		
				fctgroup.com		
2	13-03-2008	22220			DWG.NO.	Waterproof D-Sub Miniature Connector
1						
REV.	DATE	CH.-NO.	ORIGINAL: DIN A3-DRAWING AS A FILE	REPLACEMENT FOR:	AA1451 a	PAGES 1