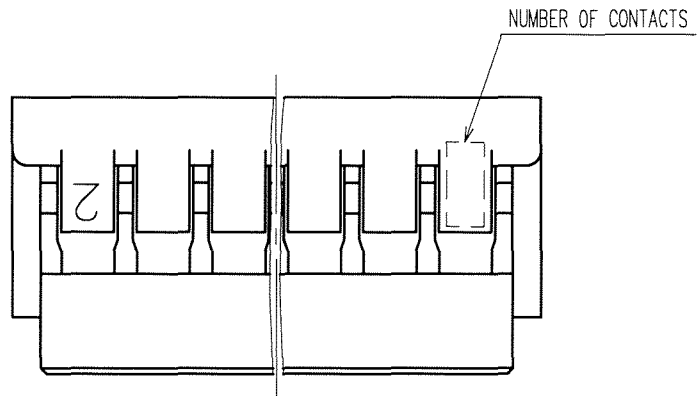
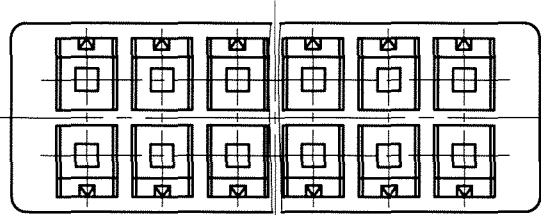
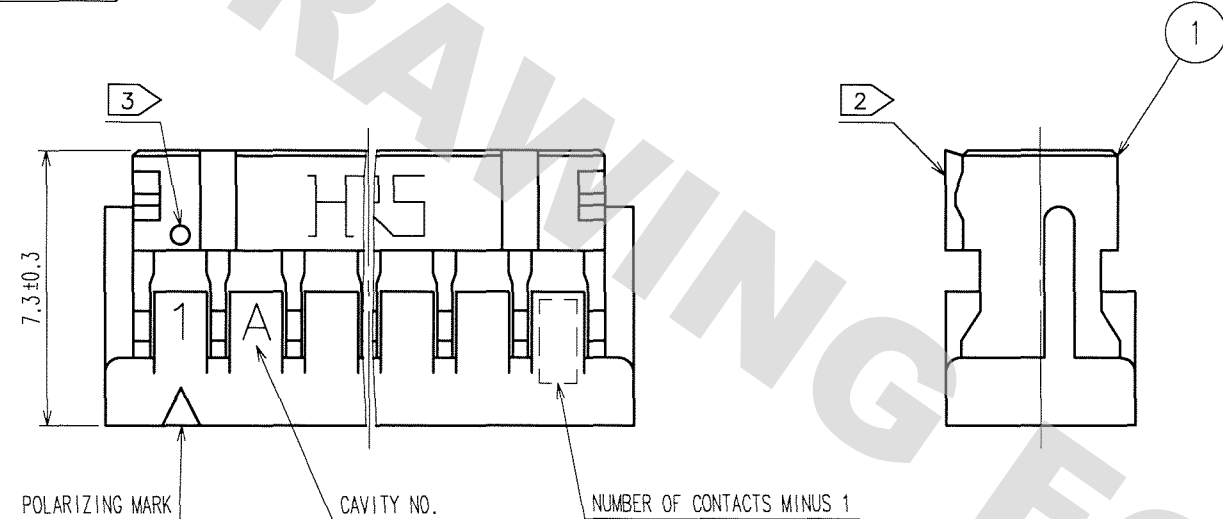
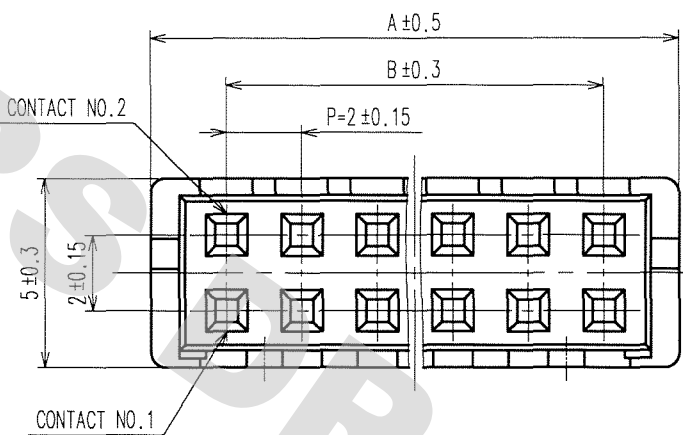


DRAWING FOR REFERENCE: This is subject to change without notice
08/11/2012

TO

A
B
C
D
E
F



COUNT	DESCRIPTION OF REVISIONS	BY	CHKD	DATE	COUNT	DESCRIPTION OF REVISIONS	BY	CHKD	DATE
△				..	△				..
△				..	△				..
△				..	△				..

HRS No.	PART No.	NUMBER OF CONTACT	A	B
CL543-0568-6-20	DF11- 4DS-2C(20)	4	6.0	2.0
CL543-0502-8-20	DF11- 6DS-2C(20)	6	8.0	4.0
CL543-0503-0-20	DF11- 8DS-2C(20)	8	10.0	6.0
CL543-0504-3-20	DF11-10DS-2C(20)	10	12.0	8.0
CL543-0505-6-20	DF11-12DS-2C(20)	12	14.0	10.0
CL543-0506-9-20	DF11-14DS-2C(20)	14	16.0	12.0
CL543-0507-1-20	DF11-16DS-2C(20)	16	18.0	14.0
CL543-0508-4-20	DF11-18DS-2C(20)	18	20.0	16.0
CL543-0509-7-20	DF11-20DS-2C(20)	20	22.0	18.0
CL543-0510-6-20	DF11-22DS-2C(20)	22	24.0	20.0
CL543-0511-9-20	DF11-24DS-2C(20)	24	26.0	22.0
CL543-0512-1-20	DF11-26DS-2C(20)	26	28.0	24.0
CL543-0513-4-20	DF11-28DS-2C(20)	28	30.0	26.0
CL543-0514-7-20	DF11-30DS-2C(20)	30	32.0	28.0
CL543-0515-0-20	DF11-32DS-2C(20)	32	34.0	30.0

NOTE 1 1 PACK : 100 CONNECTORS.
2 THIS PRODUCT IS THE STRENGTHENED LOCK TYPE.
3 THE MARK IN RELIEF INDICATES THE LOCK SHAPE.

CODE NO.(OLD) CL		DRAWN A.Miura '06.09.26	DESIGNED N. Hirose '06.09.28	CHECKED H. Uno '06.09.29	APPROVED T. Ono '06.09.29	RELEASED
DRAWING NO. EDC3-162389-02		PART NO. DF11-*DS-2C(20)		CODE NO. CL543-		
SCALE 5 : 1		UNITS mm		HRS HIROSE ELECTRIC CO., LTD		

1 2 3 4 5 6 7 8