THIS DRAWING IS UNPUBLISHED RELEASED FOR PUBLICATION 20
© COPYRIGHT 20 BY TYCO ELECTRONICS CORPORATION ALL RIGHTS RESERVED

PART NUMBER	REV	FIRST USED	POWER UNIT	FEED TYPE	DESCRIPTION
1855328-1	C	122500-1	LEADMAKER	POST FEED	CUTS CARRIER
1855328-2	C	565435-5	BENCH MODEL K	PRE FEED	CUTS CARRIER
1855328-3	C	354500-1	BENCH MODEL G	PRE FEED	CUTS CARRIER
1855328-6	C	122500-1	LEADMAKER	POST FEED	CONTINUOUS CARRIER
7-1855328-7	A	-	-	-	SPARE PARTS

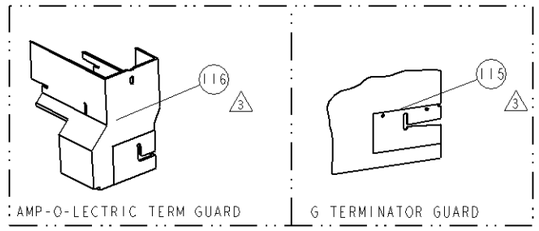

TERMINAL NAME: TERMINAL, SPECIAL					
TE PN	COMP PN	GHW/LEAR TERMINAL - TE CRIMP SPECS			
1949490-1	28314.212.179				
-	-	CRIMP HEIGHT		WIRE SIZE	REF SETTING
-	-	2.26±0.05mm[.089±.002]		14AWG or 2mm2	A9
-	-	2.13±0.05mm[.084±.002]		1.5mm2	B7
-	-	2.08±0.05mm[.082±.002]		16AWG or 1.25mm2	C1
-	-	-		-	-
-	-	CRIMP	SIZE	TYPE	RANGE
-	-				
-	-	WIRE	3.81mm [.150]	F	14-16 AWG
-	-	INSUL	4.32mm [.170]	F	-
WIRE STRIP LENGTH 4.93-5.31	TERM APPL SPEC NONE	FEED 19.05mm	APPLICATOR INSTRUCTIONS 408-8040		SET UP GAGE 458637-1

LOC	DIST
A	66

REVISIONS

P	LTR	DESCRIPTION	DATE	DWN	APVD
	A	RELEASED	06NOV2007	BH	BH
	B	ECR-06-017999	17JUL2006	MY	TE
	C	ECR-09-007141	02APR2009	MY	GB
	C1	ECR-11-002613	09FEB2011	XZ	GB

1. RECOMMENDED SPARE PARTS
2. GREASE LIGHTLY
3. GUARD MUST BE IN PLACE WHEN OPERATING APPLICATOR IN A BENCH MACHINE
4. LOC-TITE AT ASSEMBLY.

*** WARNING**
ON INSTALLATION, SET WIRE DISC TO LARGEST WIRE SIZE SETTING. USE OF SETTINGS BELOW MIN. REQUIRED CRIMP HEIGHT SETTING WILL CAUSE DAMAGE TO CRIMP TOOLING.

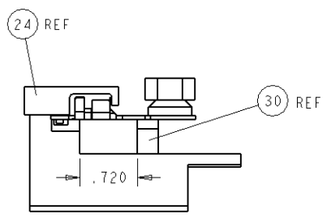

FEED TRACK POSITION GUIDE BY WIRE BARREL

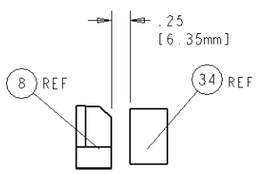

TERMINAL SUPPORT LOCATION

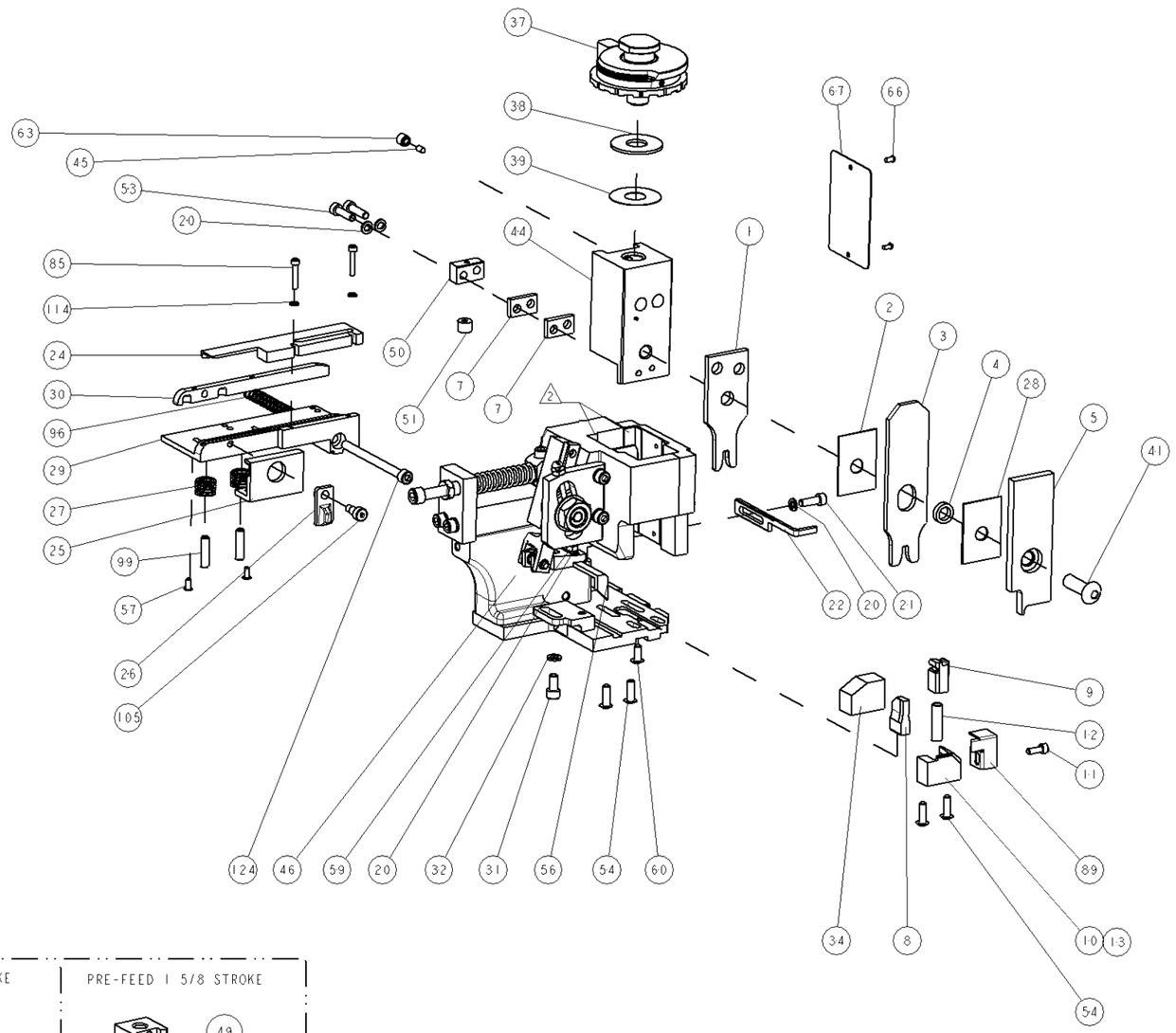

	-77	-6	-3	-2	-1	U/M	PART NO	DESCRIPTION	ITEM NO
	-	1	1	1	1	-	8-21000-7	SCR, SKT HD CAP 10-32 X 2.500	124
3	-	-	-	REF	-	..	455749-1	GUARD WINDOW	116
3	-	-	REF	-	-	..	679532-1	INSERT, GUARD	115
	-	-	-	2	-	-	21024-2	WASHER, SPRG LOCK, REG NO 4	114
	-	-	-	1	-	-	21989-8	SCR, SKT HD SHLDR 3/16 DIA X .250	105
	-	2	2	2	2	-	5-21006-6	SCR, SET, CUP POINT 10-32 X .750	99
	-	1	1	1	1	-	1-22281-8	SPRING, COMPRESSION	96
	-	1	1	1	1	-	1-21002-7	SCR, BTN SKT HD CAP 6-32 X .375	91
	-	1	1	1	1	-	318563-1	GUARD, FRONT CHIP	89
	-	2	2	2	2	-	1-21000-6	SCR, SKT HD CAP 4-40 X .625	85
	-	1	1	1	1	-	4088040	SF APPL INST 408-8040	72
	-	1	1	1	1	-	217238-1	GENERAL INSTRUCTION PKG	71
	-	1	1	1	1	-	461264-5	PLATE, IDENTIFICATION	67
	-	2	2	2	2	-	21017-2	SCREW, DRIVE	66
	-	1	1	1	1	-	21009-2	SCR, SET, SELF LOCKING 1/4-20 X .250	63
	-	1	1	1	1	-	22733-8	SCR, BHSC, SELF-LOCKING, 8-32 X .375	60
	-	1	1	1	1	-	2-22603-0	SCR, HEX HD CAP 8-32 X .312	59
	-	2	2	2	2	-	1-21002-3	SCR, BTN SKT HD CAP 4-40 X .250	57
	-	1	1	1	1	-	3-694433-0	FEED PAWL	56
	-	4	4	4	4	-	2-21002-2	SCR, BTN SKT HD CAP 8-32 X .500	54
	-	2	2	2	2	-	2-21000-8	SCR, SKT HD CAP 8-32 X .625	53
4	-	1	1	1	1	-	811242-8	BUMPER, HOLD DOWN	51
	-	1	1	1	1	-	690753-1	SPACER, TONKER	50
	-	-	1	-	-	..	690602-6	CAM, PRE FEED, 1 5/8	49
	-	-	-	1	-	..	690602-5	CAM, PRE FEED, 1 1/8	48
	-	1	-	-	1	-	690501-4	CAM, POST-FEED 1 5/8	47
	-	1	1	1	1	-	459456-2	APPL. BASIC SUB ASSY (SIDE WISE MOCA)	46
	-	1	1	1	1	-	690191-1	PLUG,NYLON	45
	-	1	1	1	1	-	1-455673-4	RAM, SIDE FEED	44
	-	1	1	1	1	-	7-21002-9	SCR, BTN SKT HD CAP 5/16-24 X 1.00	41
	-	1	1	1	1	-	690125-1	SHIM SUB-ASSY	39
	-	1	1	1	1	-	1-469367-4	SHIM	38
	-	1	1	1	1	-	879103-3	FINE ADJUST HEAD ASSEMBLY	37
	-	1	1	1	1	-	690786-6	TERMINAL SUPPORT	34
	-	1	1	1	1	-	21024-5	WASHER, SPRG LOCK, REG NO 10	32
	-	1	1	1	1	-	3-21000-4	SCR, SKT HD CAP 10-32 X .375	31
	-	1	1	1	1	-	189807-9	FENCE	30
	-	1	1	1	1	-	1633087-8	PLATE, STRIP GUIDE	29
	-	1	1	1	1	-	1-455888-0	SPACER, CRIMPER	28
	-	2	2	2	2	-	1-22284-0	SPRING, COMPRESSION	27
	-	1	1	1	1	-	356835-1	LEVER, DRAG RELEASE	26
	-	1	1	1	1	-	240792-1	DRAG, TERMINAL	25
	-	1	1	1	1	-	679651-5	FRONT STRIP GUIDE	24
	-	1	-	-	1	-	2-690472-0	STRIPPER	22
	-	1	1	1	1	-	2-21000-7	SCR, SKT HD CAP 8-32 X .500	21
	-	4	4	4	4	-	21024-4	WASHER, SPRG LOCK, REG NO 8	20
1	-	1	-	-	-	-	679625-1	SHEAR HOLDER, FRONT (NO CUT)	13
	-	1	1	1	1	-	3-22280-3	SPRING, COMPRESSION	12
	-	1	1	1	1	-	1-21000-9	SCR, SKT HD CAP 6-32 X .375	11
1	-	-	1	1	1	-	690459-1	SHEAR HOLDER, FRONT	10
1	-	1	1	1	1	-	454276-1	FLOATING SHEAR, FRONT	9
1	1	1	1	1	1	-	9-1633117-1	ANVIL, COMBINATION	8
	-	2	2	2	2	-	240641-5	SPACER	7
	-	-	-	-	-	..	-	-	6
	-	1	1	1	1	-	1-455889-4	DEPRESSOR, SHEAR	5
	-	1	1	1	1	-	238011-2	BLOCK, CRIMPER SPACER	4
1	1	1	1	1	1	-	3-1213077-3	CRIMPER, INSULATION PREMIUM	3
	-	1	1	1	1	-	455888-6	SPACER, CRIMPER	2
1	1	1	1	1	1	-	4-1490019-5	CRIMPER, WIRE PREMIUM	1

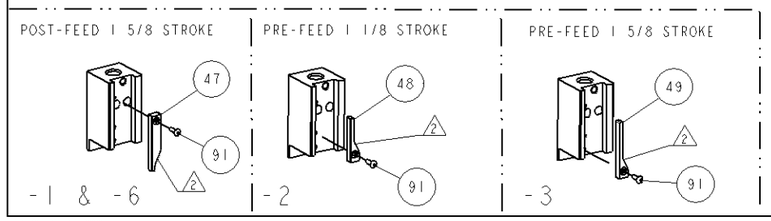

THIS DRAWING IS A CONFIDENTIAL DOCUMENT OF TYCO ELECTRONICS CORPORATION IT IS NOT TO BE REPRODUCED OR DISCLOSED TO THIRD PARTIES WITHOUT WRITTEN PERMISSION

DWN B.HIGMAN	18SEPT2007	Tyco Electronics — Tyco Electronics, Harrisburg, PA 17105-3608
CKD B.HIGMAN	18SEPT2007	
APVD T.FIRIN	18SEPT2007	NAME: FINE ADJUST SIDE FEED HDM APPLICATOR
PRODUCT SPEC: -		
APPLICATION SPEC: -		
WEIGHT: -		SIZE: A1 · CAGE CODE: 00779 · DRAWING NO: C-1855328 · RESTRICTED TO: -
CUSTOMER DRAWING		SCALE: 3:5 · SHEET 1 OF 1 · REV C1

DIMENSIONS: INCHES

TOLERANCES UNLESS OTHERWISE SPECIFIED:
0 PLC ±
1 PLC ±0.1
2 PLC ±0.01
3 PLC ±0.001
4 PLC ±0.0001
ANGLES ±

MATERIAL: -
FINISH: -

CUSTOMER VIEWABLE ASSEMBLY