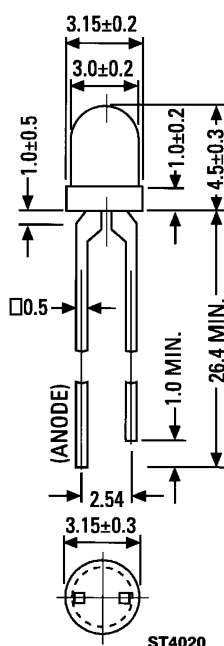


**RED MV50640
YELLOW MV5364X
HIGH EFFICIENCY GREEN MV5464X/HLMP-15X3
HIGH EFFICIENCY RED MV5764X/HLMP-130X**

PACKAGE DIMENSIONS



NOTES:
1. ALL DIMENSIONS ARE IN MM.
2. LEAD SPACING IS MEASURED WHERE THE LEADS EMERGE FROM THE PACKAGE.
3. PROTRUDED RESIN UNDER THE FLANGE IS 1.5 mm (0.059") MAX.

DESCRIPTION

These solid state indicators offer a variety of color selection. The High Efficiency Red and Yellow devices are made with gallium arsenide phosphide on gallium phosphide. The High Efficiency Green utilizes an improved gallium phosphide light emitting diode. All are encapsulated in epoxy packages with diffused lenses. Their small size, wide viewing angle, and small square leads contribute to their versatility as all-purpose indicators.

FEATURES

- Replacement for the HLMP-1300 and -1500 product series
- 100 mil lead spacing T-1
- High efficiency GaP light
- Versatile mounting on PC board or panel
- Wide viewing angle
- Diffused tinted lens

PHYSICAL CHARACTERISTICS

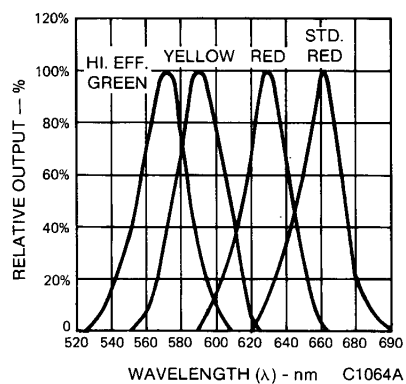
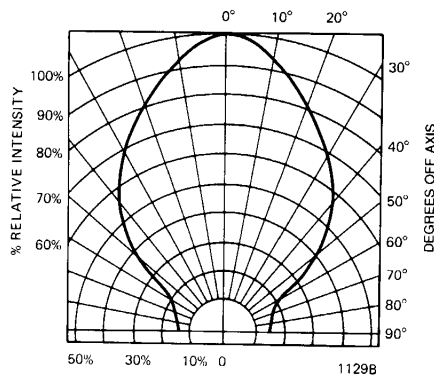
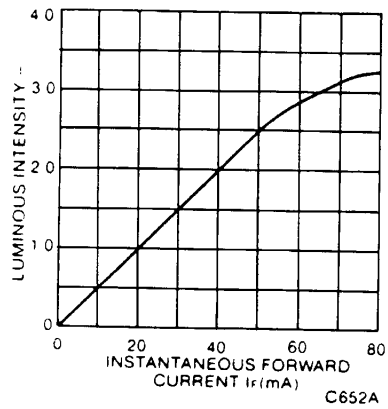
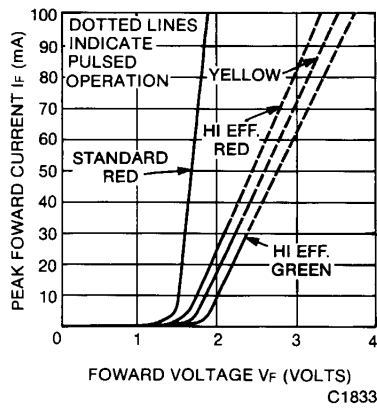
TYPE	SOURCE COLOR	LENS EFFECT	LUMINOUS INTENSITY at 25°C (mcd)		TEST CONDITIONS
			MIN.	TYP.	
MV50640	Standard Red	Red Diffused	0.5	1.5	$I_F = 20$ mA
MV53640			1.0	2.0	
MV53641	Yellow	Yellow Diffused	1.5	3.0	$I_F = 10$ mA
MV53642			2.5	4.5	
MV54643 (HLMP-1503)			2.0	5.0	
MV54644 (HLMP-1523)	High Efficiency Green	Green Diffused	6.0	10.0	$I_F = 20$ mA
MV57640 (HLMP-1300)			1.0	2.0	
MV57641 (HLMP-1301)	High Efficiency Red	Red Diffused	2.0	2.5	$I_F = 10$ mA
MV57642 (HLMP-1302)			3.0	4.0	

ELECTRO-OPTICAL CHARACTERISTICS (25°C Free Air Temperature Unless Otherwise Specified)								
PARAMETER		SYMBOL	TEST COND.	UNITS	MV50640* RED	MV5364X YELLOW	MV5464X HI. EFF. GREEN	MV5764X HI. EFF. RED
Forward voltage	typ.	V_F	$I_F = 10 \text{ mA}$	V	1.6	2.1	2.2*	2.0
	max.				2.0	3.0	3.0*	3.0
Peak wavelength		λ	$I_F = 10 \text{ mA}$	nm	660	585	562	635
Spectral line half width			$I_F = 10 \text{ mA}$	nm	20	35	30	45
Capacitance	typ.	C	$V = 0, f = 1 \text{ MHz}$	pF	23	45	20	45
Reverse voltage	min.	V_{BR}	$I_R = 100 \mu\text{A}$	V	5.0	5.0	5.0	5.0
Viewing angle (total)	typ.	$2\theta_{1/2}$	See Fig. 3	degrees	90	90	90	90

* $I_F = 20 \text{ mA}$

ABSOLUTE MAXIMUM RATINGS ($T_A = 25^\circ\text{C}$ Unless Otherwise Specified)			
	YLW.	STD. RED	HER/HEG
Power dissipation at 25°C ambient	85	120 mW	120 mW
Derate linearly from 50°C	1.6 mW/°C	1.6 mW/°C	1.6 mW/°C
Storage and operating temperatures	-55°C to +100°C	-55°C to +100°C	-55°C to +100°C
Lead soldering time at 260°C (1/16 inch from body)	5 sec.	5 sec.	5 sec.
Continuous forward current at 25°C	20 mA	30 mA	30 mA
Peak forward current (1 μsec pulse, 0.3% duty cycle)	60 mA	1.0 A	90 mA
Reverse voltage	5.0 V	5.0 V	5.0 V

TYPICAL ELECTRO-OPTICAL CHARACTERISTIC CURVES
(25°C Free Air Temperature Unless Otherwise Specified)





DIFFUSED T-100 SOLID STATE LAMPS

DISCLAIMER

FAIRCHILD SEMICONDUCTOR RESERVES THE RIGHT TO MAKE CHANGES WITHOUT FURTHER NOTICE TO ANY PRODUCTS HEREIN TO IMPROVE RELIABILITY, FUNCTION OR DESIGN. FAIRCHILD DOES NOT ASSUME ANY LIABILITY ARISING OUT OF THE APPLICATION OR USE OF ANY PRODUCT OR CIRCUIT DESCRIBED HEREIN; NEITHER DOES IT CONVEY ANY LICENSE UNDER ITS PATENT RIGHTS, NOR THE RIGHTS OF OTHERS.

LIFE SUPPORT POLICY

FAIRCHILD'S PRODUCTS ARE NOT AUTHORIZED FOR USE AS CRITICAL COMPONENTS IN LIFE SUPPORT DEVICES OR SYSTEMS WITHOUT THE EXPRESS WRITTEN APPROVAL OF THE PRESIDENT OF FAIRCHILD SEMICONDUCTOR CORPORATION. As used herein:

1. Life support devices or systems are devices or systems which, (a) are intended for surgical implant into the body, or (b) support or sustain life, and (c) whose failure to perform when properly used in accordance with instructions for use provided in the labeling, can be reasonably expected to result in a significant injury of the user.
2. A critical component in any component of a life support device or system whose failure to perform can be reasonably expected to cause the failure of the life support device or system, or to affect its safety or effectiveness.

Mouser Electronics

Authorized Distributor

Click to View Pricing, Inventory, Delivery & Lifecycle Information:

Everlight:

[MV54643D4R0](#) [MV54643C3R0](#) [MV54643C3A0](#) [MV54643C4R0](#)