MICRO SWITCH
FREEPORT, ILLINOIS, U S A
A DIVISION OF HONEYWELL
FED. MFG. CODE 91929

SWITCH - ENCLOSED

CATALOG LISTING
5LS7

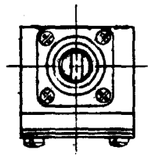

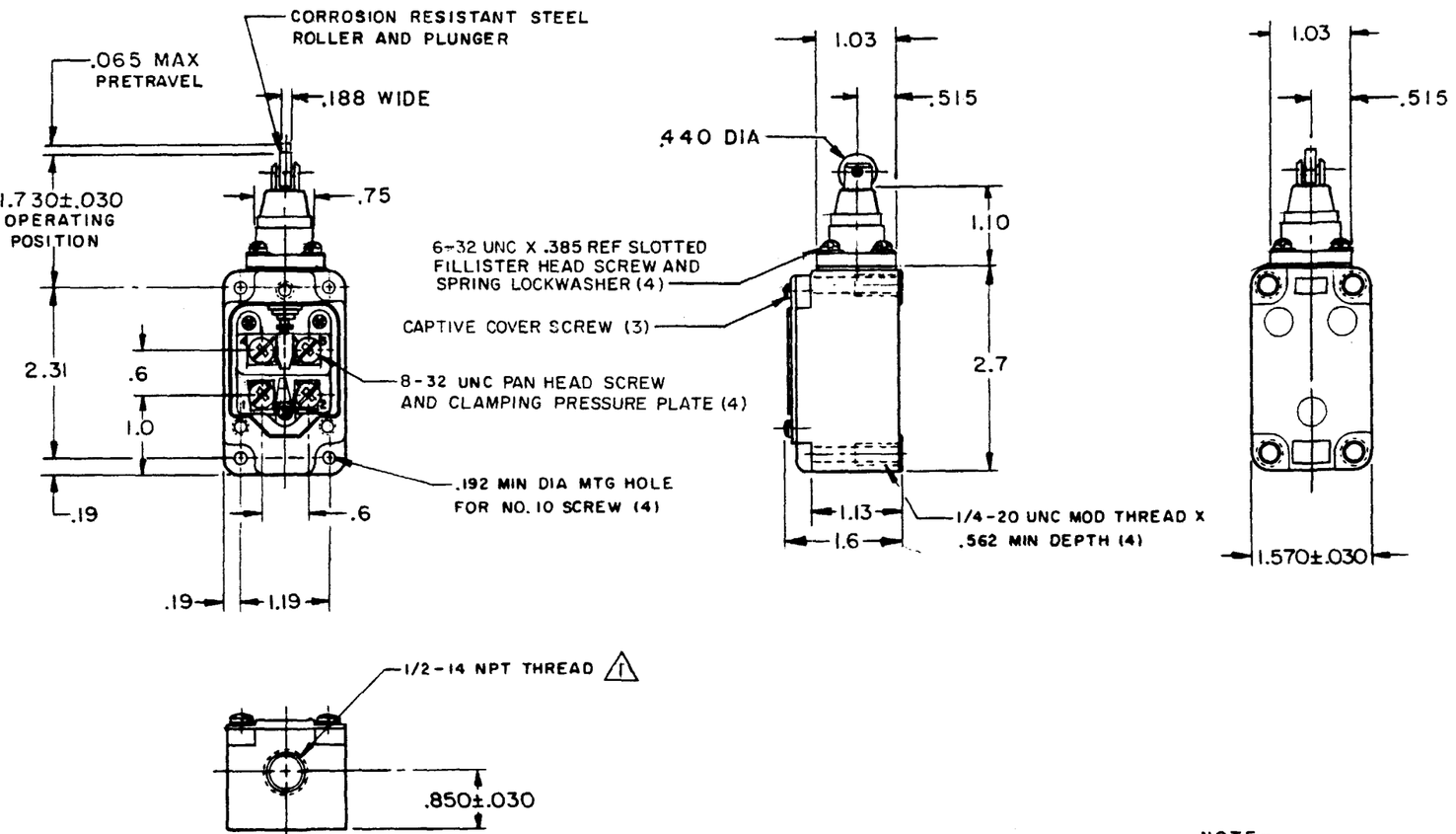

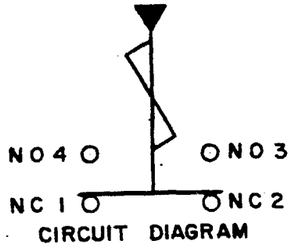

NOTE-

1 SEAL TO BE FURNISHED BY USER
2 - OPERATING HEAD MAY BE RE-ASSEMBLED 90° FROM POSITION SHOWN

THIS DRAWING COVERS A PROPRIETARY ITEM AND IS THE PROPERTY OF MICRO SWITCH, A DIVISION OF MINNEAPOLIS-HONEYWELL REGULATOR CO. THIS DRAWING IS NOT TO BE COPIED OR USED WITHOUT THE APPROVAL OF MICRO SWITCH.

CHARACTERISTICS	ELECTRICAL DATA	SCALE 1/2 TO 1
OPERATING FORCE — — - 3 1/2 LB MAX	CONTACT ARRANGEMENT (SEE CIRCUIT DIAGRAM)	DO NOT SCALE PRINT
RELEASE FORCE — — — — — 1 LB MIN	10 A-120, 240, OR 480 VAC, 1/3 HP - 120 VAC 3/4 HP-240 VAC; 0.8 A-115 VDC; 0.4 A-230 VDC 0.1 A-550 VDC PILOT DUTY: 600 VAC MAX	UNLESS OTHERWISE NOTED DIMENSIONS ARE IN INCHES
DIFFERENTIAL TRAVEL — — — — .020 MAX		TOLERANCES ARE:
OVERTRAVEL — — — — — — — .219 MIN		ONE PLACE (.0) ±.030 TWO PLACE (.00) ±.015 THREE PLACE (.000) ±.005 ANGLES ±
RELEASE TRAVEL — — — — — .015 MIN		
SWITCH-BASIC REPLACEMENT — — — — 2MN1		WEIGHT

REVISIONS			
A	CORR	MBS 21 MAY 68	7 MAY 68
B	C024436	MBS 6 AUG 68	
C	C024784	RER 13 FEB 69	WCS
D	PR-561	OMW 9 APR 69	CHECK
E	C050952	CJH 3 JUN 83	68
F	CO 53005-D	CJH 1 AUG 84	7 MAY
G	CO 65814-E	GRT 20 NOV 90	
H	CO-77031	JDB 22 DEC 93	LSD
J	C082458	JAK 8 FEB 96	

5LS7 | M | ISSUE 10 | DRAWING NUMBER | RELEASE NO. PR-561 | REPLACES | CHECK | 7 MAY 68 | DRAWN MBS

FORMTEK