

T9CP1A54-24

✓ ACTIVE

Potter & Brumfield | Potter & Brumfield T9C

TE Internal #: 1649341-8

General Purpose Power Relay, AC, Monostable, 1 Form A SPST-NO, 30 A Contact Rating, 24 VAC Coil Voltage, Potter & Brumfield T9C

[View on TE.com >](#)



Relays & Contactors > Electromechanical Relays



Relay & Contactor Type: **General Purpose Power Relay**

Coil Magnetic System: **Monostable**

Contact Arrangement: **1 Form A SPST-NO**

Current Type: **AC**

Contact Current Rating: **30 A**

Features

Product Type Features

Relay & Contactor Type	General Purpose Power Relay
------------------------	-----------------------------

Configuration Features

Contact Number of Poles	1
Coil Special Features	UL Coil Insulation Class F
Contact Arrangement	1 Form A SPST-NO

Electrical Characteristics

Contact Limiting Short-Time Current	30 A
Contact Limiting Making Current	30 A
Contact Limiting Continuous Current	30 A
Contact Limiting Breaking Current	30 A
Insulation Initial Dielectric Between Open Contacts	1500 Vrms
Contact Switching Voltage (Max)	277 VAC
Contact Switching Load (Min)	1000mA @ 5V
Coil Resistance	136 Ω



Coil Power Rating AC	1.6 VA
Insulation Initial Resistance	1000 MΩ
Contact Current Rating	30 A
Coil Voltage Rating	24 VAC
Contact Voltage Rating	250 VAC
Insulation Initial Dielectric Between Contacts & Coil	2500 Vrms

Body Features

Enclosure Type	Dust Protected
----------------	----------------

Contact Features

Contact Material	AgSnOInO
------------------	----------

Termination Features

Main Termination & Connection Type	Quick Connect Terminals
Coil Termination & Connection Type	Quick Connect Terminals

Mechanical Attachment

Product Mounting Feature Type	Flange with Mounting Slots
Product Mount Type	Panel Mount

Dimensions

Insulation Clearance Between Contact & Coil	3.18 mm[.125 in]
Insulation Creepage Between Contact & Coil	6.36 mm[.25 in]
Product Width	27.43 mm[1.08 in]
Product Length	50.29 mm[1.98 in]
Product Height	27.94 mm[1.1 in]

Usage Conditions

Operating Temperature Range	-40 – 85 °C[-40 – 185 °F]
Environmental Category of Protection	RTII
Environmental Ambient Temperature (Max)	85 °C[185 °F]

Operation/Application

Coil Magnetic System	Monostable
Current Type	AC

Packaging Features

Packaging Method	Tray/Box
------------------	----------



Other

	>1.1 – ≤1.8 VA
Contact Current Class	>25 – ≤32 A
Height Class (Mechanical)	>27 – ≤33 mm[>1.063 – ≤1.299 in]
Length Class (Mechanical)	>45 – ≤70 mm[>1.772 – ≤2.756 in]
Width Class (Mechanical)	>22 – ≤33 mm[>.866 – ≤1.299 in]

Product Compliance

For compliance documentation, visit the product page on TE.com>

EU RoHS Directive 2011/65/EU	Compliant
EU ELV Directive 2000/53/EC	Compliant
China RoHS 2 Directive MIIT Order No 32, 2016	有害物质含量符合标准要求 No Restricted Substance(s) Above Threshold
EU REACH Regulation (EC) No. 1907/2006	Current ECHA Candidate List: JUNE 2025 (250) Candidate List Declared Against: JUNE 2025 (250) Does not contain REACH SVHC
Halogen Content	Not Low Halogen - contains Br or Cl > 900 ppm.
Solder Process Capability	Not applicable for solder process capability

Product Compliance Disclaimer

This information is provided based on reasonable inquiry of our suppliers and represents our current actual knowledge based on the information they provided. This information is subject to change. The part numbers that TE has identified as EU RoHS compliant have a maximum concentration of 0.1% by weight in homogenous materials for lead, hexavalent chromium, mercury, PBB, PBDE, DBP, BBP, DEHP, DIBP, and 0.01% for cadmium, or qualify for an exemption to these limits as defined in the Annexes of Directive 2011/65/EU (RoHS2). Finished electrical and electronic equipment products will be CE marked as required by Directive 2011/65/EU. Components may not be CE marked. Additionally, the part numbers that TE has identified as EU ELV compliant have a maximum concentration of 0.1% by weight in homogenous materials for lead, hexavalent chromium, and mercury, and 0.01% for cadmium, or qualify for an exemption to these limits as defined in the Annexes of Directive 2000/53/EC (ELV). Regarding the REACH Regulation, the information TE provides on SVHC in articles for this part number is based on the latest European Chemicals Agency (ECHA) ‘Guidance on requirements for substances in articles’ posted at this URL: <https://echa.europa.eu/guidance-documents/guidance-on-reach>

Compatible Parts





TE Part # 63435-1
250 FASTON REC 14-10 AWG SPBR



TE Part # 1-1649341-0
T9CP1A54-120



TE Part # 2238209-3
250 FASTON,FLAG,REC.,22-12 AWG, PTBR



TE Part # 63306-2
250 FASTON REC 18-14 AWG TPBR

Also in the Series

Potter & Brumfield T9C



AC Relays(12)

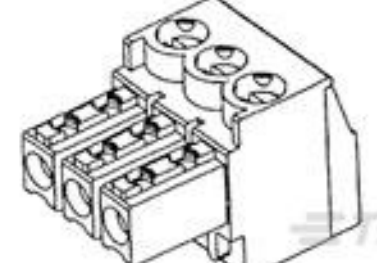


Electromechanical Relays(12)

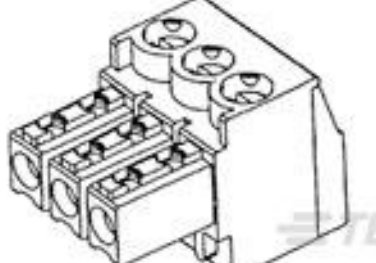
Customers Also Bought



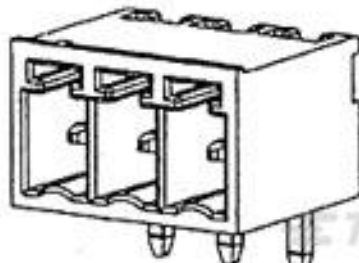
TE Part #1-172169-2
MINI UNIVERSAL M-N-L PLUG 9P



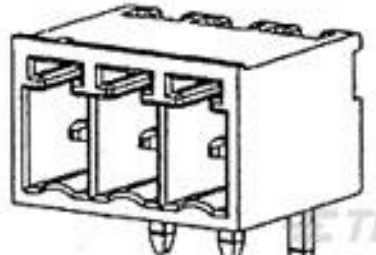
TE Part #284506-2
2 POS TERMI-BLOK PLUG STACK 3,



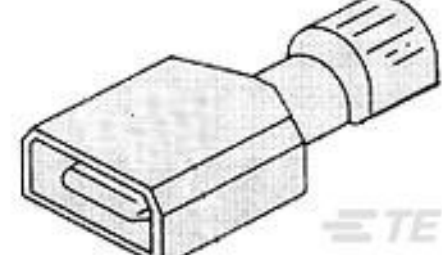
TE Part #284506-3
3 POS TERMI-BLOK PLUG STACK 3,



TE Part #284512-2
2 POS TERMI-BLOK HDR 900 POLAR



TE Part #284512-3
3 POS TERMI-BLOK HDR 900 POLAR



TE Part #2-520103-2
ULTRA-FAST 250 ASSEMBLY TAB 22-18 AWG BR



TE Part #1123721-2
ECONOMY POWER CONN REC CONT



TE Part #7-1393117-8
KUP-14A15-120=KU-



TE Part #1614914-1
CPF0805 2K0 0.1% 25PPM 5K RL



TE Part #8-1879343-8
CPF 0805 10K 1% 50PPM 1K RL



Documents

Product Drawings

T9CP1A54-24

English

CAD Files

3D PDF

3D

Customer View Model

ENG_CVM_CVM_1649341-8_F.2d_dxf.zip

English

Customer View Model

ENG_CVM_CVM_1649341-8_F.3d_igs.zip

English

Customer View Model

ENG_CVM_CVM_1649341-8_F.3d_stp.zip

English

By downloading the CAD file I accept and agree to the [Terms and Conditions](#) of use.

Product Specifications

Definitions General Purpose Relays

English

Agency Approvals

UL

English