THIS DRAWING IS UNPUBLISHED. RELEASED FOR PUBLICATION - ,- .
© COPYRIGHT - By - ALL RIGHTS RESERVED.

LOC	DIST
AD	00

REVISIONS

P	LTR	DESCRIPTION	DATE	DWN	APVD
	L	REVISED PER ECO-14-000068	26APR2014	NK	MM

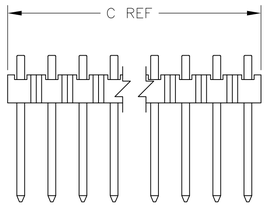

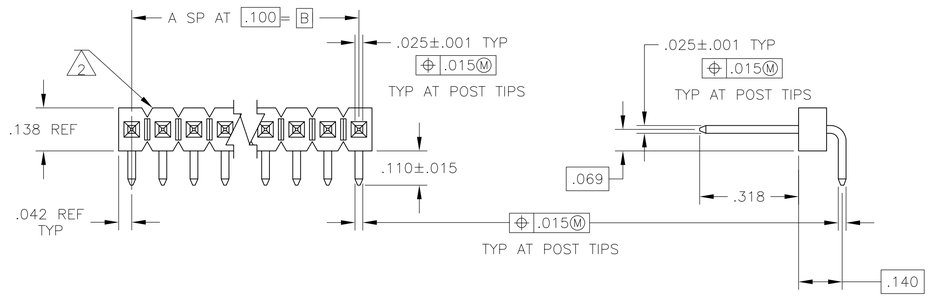

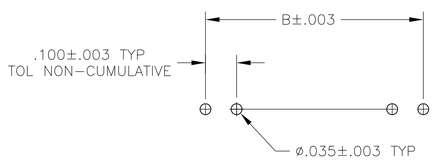

RECOMMENDED HOLE LAYOUT

1 ASSEMBLY MAY BE BROKEN TO THE DESIRED NUMBER OF POSITIONS.

2 BREAKAWAY NOTCH ANGLE CAN BE ORIENTED TO THE RIGHT (AS SHOWN) OR TO THE LEFT

3 .000100-.000200 MATTE TIN-LEAD OVER .000050 NICKEL.

4 .000100-.000200 BRIGHT TIN OVER .000050 NICKEL.

5 PRELIMINARY PART - NOT RELEASED FOR PRODUCTION.

6 HOUSING MATERIAL: FLAME RETARDANT THERMOPLASTIC; COLOR-BLACK.
POSTS: COPPER ALLOY

7 .000100-.000200 MATTE TIN OVER .000050 NICKEL.

8 OBSOLETE PARTS: OBSOLETE CIS STREAMLINING PER D.RENAUD/D.SINISI

	PLATING	C	B	A	NO OF POSN	PART NUMBER
	7	3.984	3.900	39	40	9-103323-0
OBSOLETE	7	3.884	3.800	38	39	~~8-103328-9~~
OBSOLETE	7	3.784	3.700	37	38	~~8-103328-8~~
OBSOLETE	7	3.684	3.600	36	37	~~8-103328-7~~
	7	3.584	3.500	35	36	8-103328-6
OBSOLETE	7	3.484	3.400	34	35	~~8-103328-5~~
OBSOLETE	7	3.384	3.300	33	34	~~8-103328-4~~
OBSOLETE	7	3.284	3.200	32	33	~~8-103328-3~~
OBSOLETE	7	3.184	3.100	31	32	~~8-103328-2~~
OBSOLETE	7	3.084	3.000	30	31	~~8-103328-1~~
OBSOLETE	7	2.984	2.900	29	30	~~8-103328-0~~
OBSOLETE	7	2.884	2.800	28	29	~~7-103323-9~~
OBSOLETE	7	2.784	2.700	27	28	~~7-103323-8~~
OBSOLETE	7	2.684	2.600	26	27	~~7-103323-7~~
OBSOLETE	7	2.584	2.500	25	26	~~7-103323-6~~
OBSOLETE	7	2.484	2.400	24	25	~~7-103323-5~~
OBSOLETE	7	2.384	2.300	23	24	~~7-103323-4~~
OBSOLETE	7	2.284	2.200	22	23	~~7-103323-3~~
OBSOLETE	7	2.184	2.100	21	22	~~7-103323-2~~
OBSOLETE	7	2.084	2.000	20	21	~~7-103323-1~~
	7	1.984	1.900	19	20	7-103323-0
OBSOLETE	7	1.884	1.800	18	19	~~6-103323-9~~
OBSOLETE	7	1.784	1.700	17	18	~~6-103323-8~~
OBSOLETE	7	1.684	1.600	16	17	~~6-103323-7~~
OBSOLETE	7	1.584	1.500	15	16	~~6-103323-6~~
OBSOLETE	7	1.484	1.400	14	15	~~6-103323-5~~
OBSOLETE	7	1.384	1.300	13	14	~~6-103323-4~~
OBSOLETE	7	1.284	1.200	12	13	~~6-103323-3~~
OBSOLETE	7	1.184	1.100	11	12	~~6-103323-2~~
OBSOLETE	7	1.084	1.000	10	11	~~6-103323-1~~
	7	.984	.900	9	10	6-103323-0
OBSOLETE	7	.884	.800	8	9	~~5-103323-9~~
OBSOLETE	7	.784	.700	7	8	~~5-103323-8~~
OBSOLETE	7	.684	.600	6	7	~~5-103323-7~~
OBSOLETE	7	.584	.500	5	6	~~5-103323-6~~
	7	.484	.400	4	5	5-103323-5
	7	.384	.300	3	4	5-103323-4
OBSOLETE	7	.284	.200	2	3	~~5-103323-3~~
OBSOLETE	7	.184	.100	1	2	~~5-103323-2~~
OBSOLETE	7	.084	—	—	1	~~5-103323-1~~

		PLATING	C	B	A	NO OF POSN	PART NUMBER
5		4	.184	.100	1	2	4-103323-2
		4	3.984	3.900	39	40	4-103323-1
		3	3.984	3.900	39	40	4-103323-0
	8 OBSOLETE	3	3.884	3.800	38	39	~~3-103323-9~~
	8 OBSOLETE	3	3.784	3.700	37	38	~~3-103323-8~~
	8 OBSOLETE	3	3.684	3.600	36	37	~~3-103323-7~~
	8 SUPERSEDED	3	3.584	3.500	35	36	~~3-103323-6~~
	8 OBSOLETE	3	3.484	3.400	34	35	~~3-103323-5~~
	8 OBSOLETE	3	3.384	3.300	33	34	~~3-103323-4~~
	8 OBSOLETE	3	3.284	3.200	32	33	~~3-103323-3~~
	8 OBSOLETE	3	3.184	3.100	31	32	~~3-103323-2~~
	8 OBSOLETE	3	3.084	3.000	30	31	~~3-103323-1~~
	8 OBSOLETE	3	2.984	2.900	29	30	~~3-103323-0~~
	8 OBSOLETE	3	2.884	2.800	28	29	~~2-103323-9~~
	8 OBSOLETE	3	2.784	2.700	27	28	~~2-103323-8~~
	8 OBSOLETE	3	2.684	2.600	26	27	~~2-103323-7~~
	8 OBSOLETE	3	2.584	2.500	25	26	~~2-103323-6~~
	8 OBSOLETE	3	2.484	2.400	24	25	~~2-103323-5~~
	8 OBSOLETE	3	2.384	2.300	23	24	~~2-103323-4~~
	8 OBSOLETE	3	2.284	2.200	22	23	~~2-103323-3~~
	8 OBSOLETE	3	2.184	2.100	21	22	~~2-103323-2~~
	8 OBSOLETE	3	2.084	2.000	20	21	~~2-103323-1~~
		3	1.984	1.900	19	20	2-103323-0
	8 OBSOLETE	3	1.884	1.800	18	19	~~1-103323-9~~
	8 OBSOLETE	3	1.784	1.700	17	18	~~1-103323-8~~
	8 OBSOLETE	3	1.684	1.600	16	17	~~1-103323-7~~
		3	1.584	1.500	15	16	1-103323-6
	8 OBSOLETE	3	1.484	1.400	14	15	~~1-103323-5~~
	8 OBSOLETE	3	1.384	1.300	13	14	~~1-103323-4~~
	8 OBSOLETE	3	1.284	1.200	12	13	~~1-103323-3~~
	8 OBSOLETE	3	1.184	1.100	11	12	~~1-103323-2~~
	8 OBSOLETE	3	1.084	1.000	10	11	~~1-103323-1~~
		3	.984	.900	9	10	1-103323-0
		3	.884	.800	8	9	103323-9
	8 OBSOLETE	3	.784	.700	7	8	~~103323-8~~
		3	.684	.600	6	7	103323-7
		3	.584	.500	5	6	103323-6
	8 SUPERSEDED	3	.484	.400	4	5	~~103323-5~~
	8 SUPERSEDED	3	.384	.300	3	4	~~103323-4~~
		3	.284	.200	2	3	103323-3
		3	.184	.100	1	2	103323-2
	8 OBSOLETE	3	.084	—	—	1	~~103323-1~~

THIS DRAWING IS A CONTROLLED DOCUMENT.

DIMENSIONS: INCHES

TOLERANCES UNLESS OTHERWISE SPECIFIED:
0 PLC ± -
1 PLC ± -
2 PLC ± -
3 PLC ± .005
4 PLC ± -
ANGLES ± -

MATERIAL 6

FINISH SEE TABLE

DWN J.MARTINELLI 16OCT92
CHK JOHN KNITTLE 23NOV92
APVD B. FLINCHBAUGH 23NOV92

PRODUCT SPEC —
APPLICATION SPEC —
WEIGHT —

TE Connectivity

NAME HEADER ASSY, MOD II, BREAKAWAY, SINGLE ROW, .100 , RIGHT ANGLE, WITH .025 SQUARE POSTS

SIZE	CAGE CODE	DRAWING NO	RESTRICTED TO
A1	00779	C-103323	—

CUSTOMER DRAWING

SCALE	SHEET	REV
4:1	1 OF 1	L