



LUXPAR™
LUX ON TARGET

High Performance
LED PAR20 Lamp

LuxPAR™ LED PAR20 combines LedEngin's industry leading high performance LED technology with optical, electrical, and thermal management solutions to deliver the lighting equivalence of a conventional 50W halogen PAR20 lamp and the benefits of solid state lighting. LuxPAR delivers the quality and quantity of light required for a broad range of recessed and down lighting applications in spot, narrow flood and flood beams.

Recessed and track lighting applications:

- Retail
- Hospitality
- Restaurants
- Museum
- General lighting

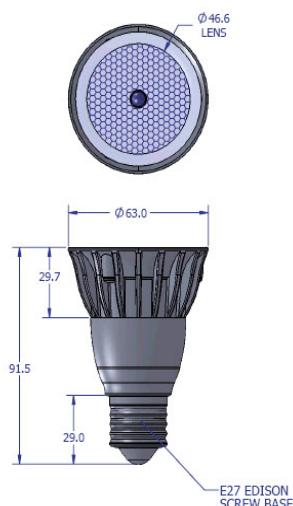
Features

- 85% power savings over 50W halogen and > 10 times the service life
- Precision optic delivering high quality smooth gradient light beam pattern
- Well-controlled light with minimum discomfort glare
- Industry leading lumen maintenance
- Color point stability exceeds 7x Energy Star requirements
- 120VAC; dimmable with standard dimmers
- Power factor 0.85
- UL, cUL certified
- Mercury and lead-free; RoHS compliant
- 3 year limited warranty

Product Options and Optical Specifications – Typical Values @T_a=25°C

Beam Angle	Part Number	Color Temperature (K)	Center Beam Candlepower (cd)	Light Output (Lumens)	Color Rendering Index (CRI)
Spot 15°	LP20-031W27	Warm White 2700K	2200	275	85
	LP20-031W29	Warm White 2900K	2350	285	85
	LP20-031W31	Warm White 3100K	2500	300	85
	LP20-031N41	Neutral White 4100K	3000	350	80
Narrow Flood 23°	LP20-032W27	Warm White 2700K	1300	275	85
	LP20-032W29	Warm White 2900K	1400	285	85
	LP20-032W31	Warm White 3100K	1500	300	85
	LP20-032N41	Neutral White 4100K	1800	350	80
Flood 35°	LP20-033W27	Warm White 2700K	600	275	85
	LP20-033W29	Warm White 2900K	650	285	85
	LP20-033W31	Warm White 3100K	700	300	85
	LP20-033N41	Neutral White 4100K	850	350	80

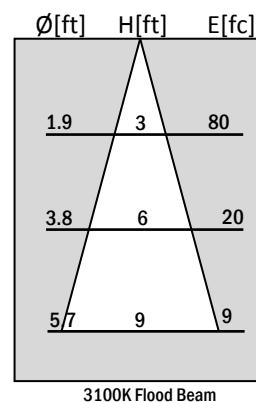
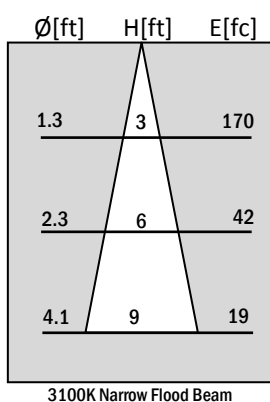
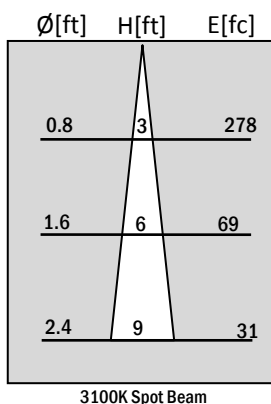
Outline Dimensions



Operating Specifications

Parameter	Value
Input Voltage	120VAC
Power Consumption	6.7W
Storage Temperature	-40°C to +85°C
Lumen Maintenance	Average >70% at 50K hours, T_A 25°C

Beam Spread Chart



LUXPAR™
LUX ON TARGET

LED PAR20 Lamp



LedEngin, Inc.

Contact Information

LedEngin, Inc.

Tel: +1 (408) 492-0620
3350 Scott Blvd, Building #9
Santa Clara, CA 95054 USA

Email: info@ledengin.com
www.luxpar.net www.ledengin.com

CAUTION – Risk of Electric Shock – Use in Dry Location Only
Not For Use Where Exposed to the Weather

This device is not intended for use with emergency fixtures or emergency exit lights.

"ADDED WEIGHT OF DEVICE MAY CAUSE INSTABILITY OF FREE-STANDING PORTABLE LAMPS. Use only with portable lamps in which the distance from the bottom of the base to the top of the lampholder does not exceed three (3) times the base width. Use only with portable lamps which are provided with lamp shades."

Mouser Electronics

Authorized Distributor

Click to View Pricing, Inventory, Delivery & Lifecycle Information:

[LED Engin:](#)

[LP20-031W31](#) [LP20-032W31](#)