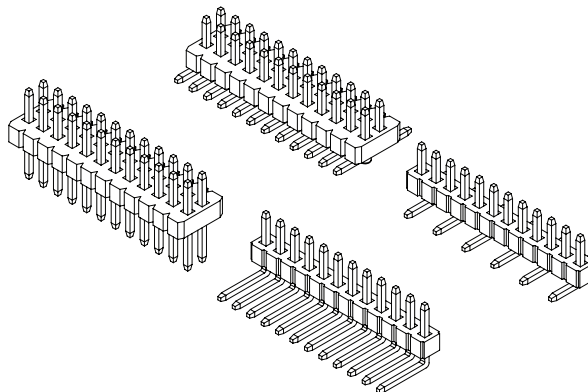




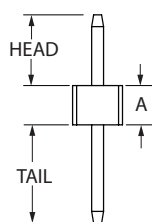
1.00 mm [.039"] Contact Centers, Male Headers, Straight/Right Angle/SMT-SMH Series Mates with SFM series

SPECIFICATIONS

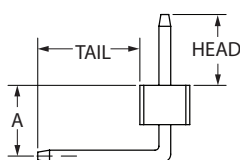
- 1 Amp current rating
- UL Flammability Rating: 94V-0
- Insulator Material: Black LCP
- Contact Material: Phosphor Bronze
- Insulation Resistance: 1000 Megohms Min.
- Contact Resistance: 20 milli Ohms Max.
- Dielectric Withstanding: 300 VAC
- Operating Temperature: -40°C to +125°C
- Processing Temperature: 260°C Max. for 10 seconds
- Stacker Options available - Consult factory



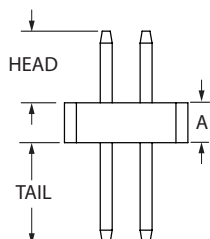
TERMINATION TYPE



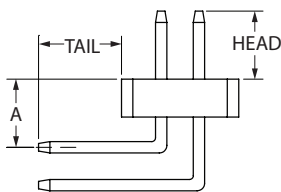
Straight, (ST)



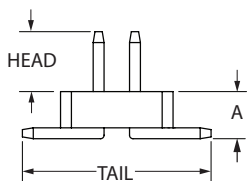
Right Angle, (RA)



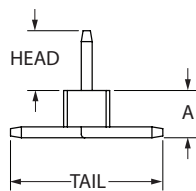
Straight, (ST)



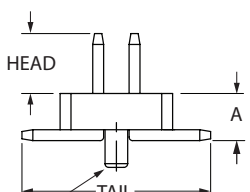
Right Angle, (RA)



SMT Without Guide Posts, (SM)



SMT, (SC) or (SD)



SMT With Guide Posts, (SP)

SINGLE ROW

EXAMPLE P/N	HEAD	TAIL	A
STRAIGHT TERMINATION			
SMH100-LPPE-S10-ST-BK	1.80 [.071"]	2.50 [.098"]	1.00 [.039"]
RIGHT ANGLE TERMINATION			
SMH100-LPPE-S10-RA-BK	1.80 [.071"]	2.60 [.102"]	1.80 [.071"]

DUAL ROW

EXAMPLE P/N	HEAD	TAIL	A
STRAIGHT TERMINATIONS			
SMH100-LPPE-D10-ST-BK	1.80 [.071"]	2.50 [.098"]	1.00 [.039"]
SMH150-LPPE-D10-ST-BK	1.80 [.071"]	2.50 [.098"]	1.50 [.059"]
RIGHT ANGLE TERMINATION			
SMH100-LPPE-D10-RA-BK	1.80 [.071"]	2.60 [.102"]	1.80 [.071"]

SURFACE MOUNT TERMINATIONS

EXAMPLE P/N	HEAD	TAIL	A
SINGLE ROW			
SMH100-LPPE-S10-SC-BK	1.65 [.065"]	4.20 [.165"]	1.30 [.051"]
SMH100-LPPE-S10-SD-BK	1.65 [.065"]	4.20 [.165"]	1.30 [.051"]
DUAL ROW			
SMH101-LPPE-D10-SM-BK	1.65 [.065"]	5.20 [.205"]	1.30 [.051"]
SMH101-LPPE-D10-SP-BK	1.65 [.065"]	5.20 [.205"]	1.30 [.051"]
SMH102-LPPE-D10-SM-BK	1.90 [.075"]	5.20 [.205"]	1.30 [.051"]
SMH102-LPPE-D10-SP-BK	1.90 [.075"]	5.20 [.205"]	1.30 [.051"]
SMH103-LPPE-D10-SM-BK	3.53 [.139"]	5.20 [.205"]	1.30 [.051"]
SMH103-LPPE-D10-SP-BK	3.53 [.139"]	5.20 [.205"]	1.30 [.051"]
SMH151-LPPE-D10-SM-BK	1.65 [.065"]	5.20 [.205"]	1.80 [.071"]
SMH151-LPPE-D10-SP-BK	1.65 [.065"]	5.20 [.205"]	1.80 [.071"]
SMH152-LPPE-D10-SM-BK	1.90 [.075"]	5.20 [.205"]	1.80 [.071"]
SMH152-LPPE-D10-SP-BK	1.90 [.075"]	5.20 [.205"]	1.80 [.071"]



1.00 mm [.039"] Contact Centers, Male Headers, Straight/Right Angle/SMT-SMH Series Mates with SFM series

PART NUMBER OPTIONS

SMH100 - L P P E - S 10 - ST - BK

SERIES (See Opposite Page)

- SMH100 = 1.00 [.039"] Profile, 1.80 [.071"] Head Height
- SMH101 = 1.00 [.039"] Profile, 1.65 [.065"] Head Height
- SMH102 = 1.00 [.039"] Profile, 1.90 [.075"] Head Height
- SMH103 = 1.00 [.039"] Profile, 3.53 [.139"] Head Height
- SMH150 = 1.50 [.059"] Profile, 1.80 [.071"] Head Height
- SMH151 = 1.50 [.059"] Profile, 1.65 [.065"] Head Height
- SMH152 = 1.50 [.059"] Profile, 1.90 [.075"] Head Height

INSULATOR MATERIAL

L = LCP

CONTACT MATERIAL

P = Phosphor Bronze

CONTACT FINISH - RoHS Compliant

P = Gold Flash Overall

S = .00010" Gold on Contact Surface, Gold Flash on Termination

CONTACT CENTERS

E = 1.00 mm [.039"]

COLOR

BK = Black

TERMINATION TYPE (See Opposite Page)

- ST = Straight (Single & Dual Row)
- RA = Right Angle (Single & Dual Row)
- SC = Surface Mount, Standard (Single Row)
- SD = Surface Mount, Opposite Bend, Applicable on Even Pin Counts (Single Row)
- SM = Surface Mount without Guide Posts (Dual Row)
- SP = Surface Mount with Guide Posts (Dual Row)

NUMBER OF CONTACT POSITIONS (Pins per Row)

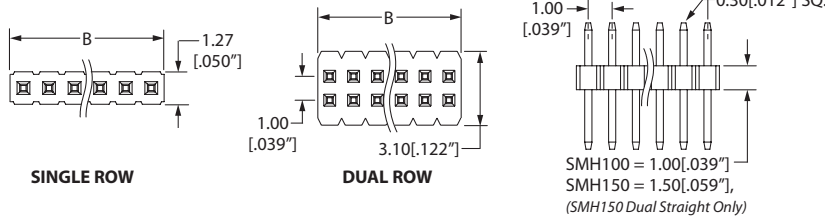
02 thru 50

NUMBER OF ROWS

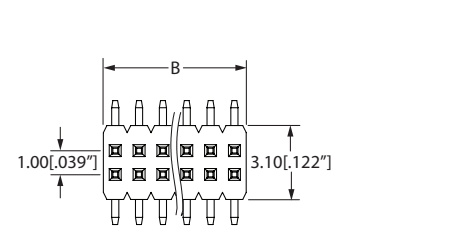
- S = Single Row
- D = Dual Row

DIMENSIONS

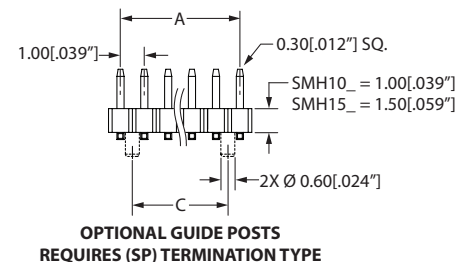
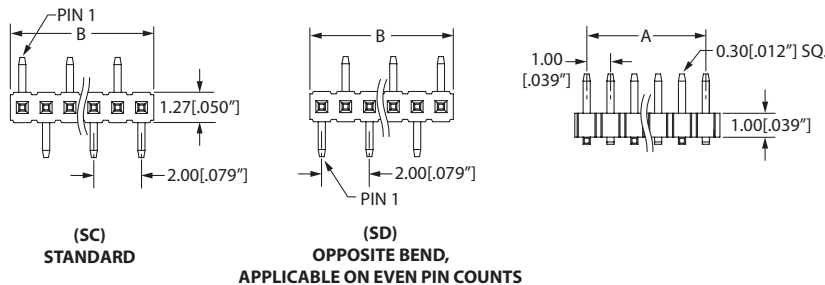
STRAIGHT (SHOWN) & RIGHT ANGLE



SURFACE MOUNT, DUAL ROW



SURFACE MOUNT, SINGLE ROW



POSITIONS	NUMBER OF CONTACTS SINGLE/DUAL	A		B		C	
		mm	in	mm	in	mm	in
02*	02/04	1.00	0.039	2.00	0.079	N/A	N/A
03	03/06	2.00	0.079	3.00	0.118	1.00	0.039
04	04/08	3.00	0.118	4.00	0.157	2.00	0.079
05	05/10	4.00	0.157	5.00	0.197	3.00	0.118
06	06/12	5.00	0.197	6.00	0.236	4.00	0.157
07	07/14	6.00	0.236	7.00	0.276	5.00	0.197
08	08/16	7.00	0.276	8.00	0.315	6.00	0.236
09	09/18	8.00	0.315	9.00	0.354	7.00	0.276
10	10/20	9.00	0.354	10.00	0.394	8.00	0.315
11	11/22	10.00	0.394	11.00	0.433	9.00	0.354
12	12/24	11.00	0.433	12.00	0.472	10.00	0.394
13	13/26	12.00	0.472	13.00	0.512	11.00	0.433
14	14/28	13.00	0.512	14.00	0.551	12.00	0.472
15	15/30	14.00	0.551	15.00	0.591	13.00	0.512
16	16/32	15.00	0.591	16.00	0.630	14.00	0.551
17	17/34	16.00	0.630	17.00	0.669	15.00	0.591
18	18/36	17.00	0.669	18.00	0.709	16.00	0.630
19	19/38	18.00	0.709	19.00	0.748	17.00	0.669
20	20/40	19.00	0.748	20.00	0.787	18.00	0.709
21	21/42	20.00	0.787	21.00	0.827	19.00	0.748
22	22/44	21.00	0.827	22.00	0.866	20.00	0.787
23	23/46	22.00	0.866	23.00	0.906	21.00	0.827
24	24/48	23.00	0.906	24.00	0.945	22.00	0.866
25	25/50	24.00	0.945	25.00	0.984	23.00	0.906
26	26/52	25.00	0.984	26.00	1.024	24.00	0.945

POSITIONS	NUMBER OF CONTACTS SINGLE/DUAL	A		B		C	
		mm	in	mm	in	mm	in
27	27/54	26.00	1.024	27.00	1.063	25.00	0.984
28	28/56	27.00	1.063	28.00	1.102	26.00	1.024
29	29/58	28.00	1.102	29.00	1.142	27.00	1.063
30	30/60	29.00	1.142	30.00	1.181	28.00	1.102
31	31/62	30.00	1.181	31.00	1.220	29.00	1.142
32	32/64	31.00	1.220	32.00	1.260	30.00	1.181
33	33/66	32.00	1.260	33.00	1.299	31.00	1.220
34	34/68	33.00	1.299	34.00	1.339	32.00	1.260
35	35/70	34.00	1.339	35.00	1.378	33.00	1.299
36	36/72	35.00	1.378	36.00	1.417	34.00	1.339
37	37/74	36.00	1.417	37.00	1.457	35.00	1.378
38	38/76	37.00	1.457	38.00	1.496	36.00	1.417
39	39/78	38.00	1.496	39.00	1.535	37.00	1.457
40	40/80	39.00	1.535	40.00	1.575	38.00	1.496
41	41/82	40.00	1.575	41.00	1.614	39.00	1.535
42	42/84	41.00	1.614	42.00	1.654	40.00	1.575
43	43/86	42.00	1.654	43.00	1.693	41.00	1.614
44	44/88	43.00	1.693	44.00	1.732	42.00	1.654
45	45/90	44.00	1.732	45.00	1.772	43.00	1.693
46	46/92	45.00	1.772	46.00	1.811	44.00	1.732
47	47/94	46.00	1.811	47.00	1.850	45.00	1.772
48	48/96	47.00	1.850	48.00	1.890	46.00	1.811
49	49/98	48.00	1.890	49.00	1.929	47.00	1.850
50	50/100	49.00	1.929	50.00	1.969	48.00	1.890

* Position 2 not available with guide posts.