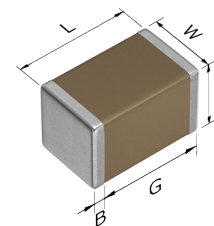


C2012X7R1H105M125AE



TDK item description C2012X7R1H105MT***S

Applications	Commercial Grade Please refer to Part No. CGA4J3X7R1H105M125AE for Automotive use.
Feature	Soft Termination
Series	C2012 [EIA 0805]
Status	Production



Size	
Length(L)	2.00mm +0.45,-0.20mm
Width(W)	1.25mm +0.25,-0.20mm
Thickness(T)	1.25mm +0.25,-0.20mm
Terminal Width(B)	0.20mm Min.
Terminal Spacing(G)	0.50mm Min.
Recommended Land Pattern (PA)	1.00mm to 1.30mm(Flow Soldering) 0.90mm to 1.20mm(Reflow Soldering)
Recommended Land Pattern (PB)	1.00mm to 1.20mm(Flow Soldering) 0.70mm to 0.90mm(Reflow Soldering)
Recommended Land Pattern (PC)	0.80mm to 1.10mm(Flow Soldering) 0.90mm to 1.20mm(Reflow Soldering)

Electrical Characteristics	
Capacitance	1μF ±20%
Rated Voltage	50VDC
Temperature Characteristic	X7R(±15%)
Dissipation Factor (Max.)	5%
Insulation Resistance (Min.)	500MΩ

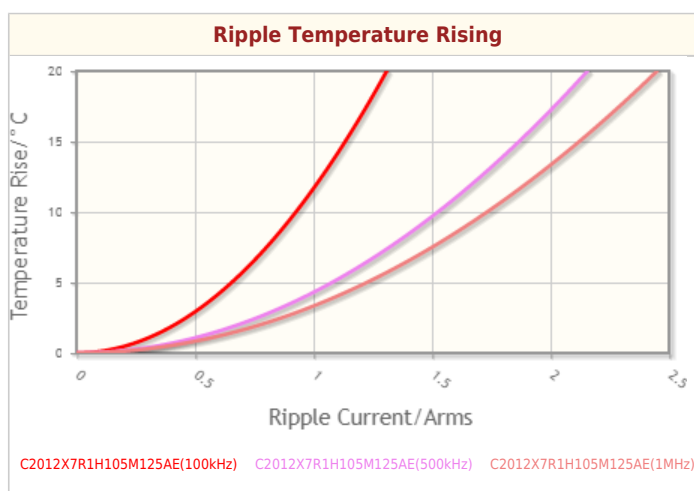
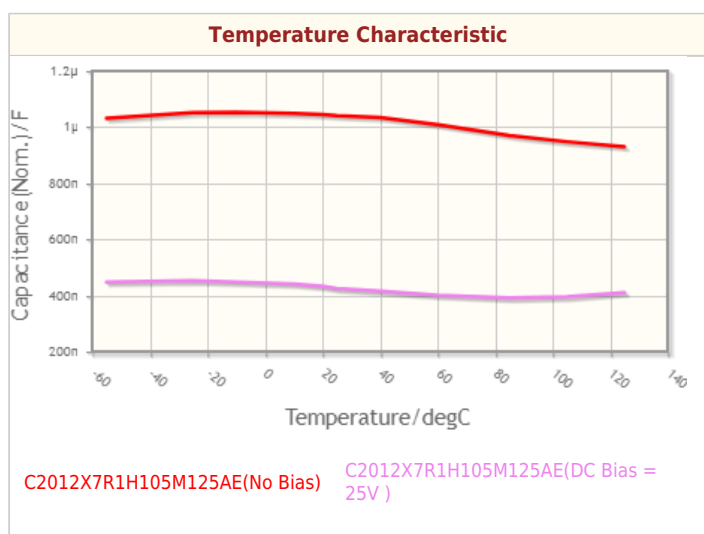
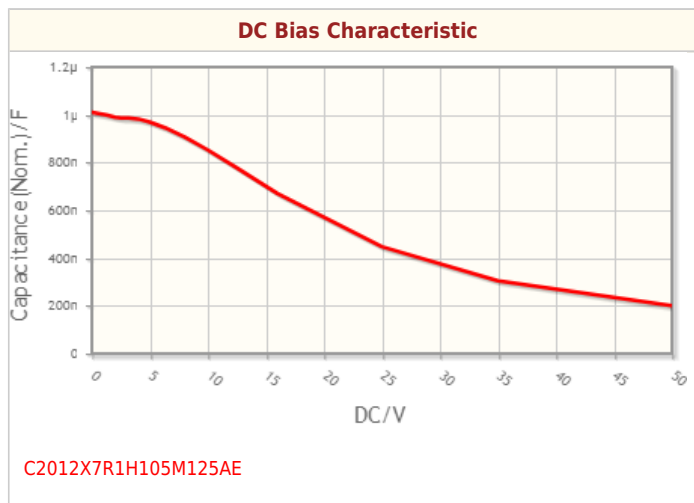
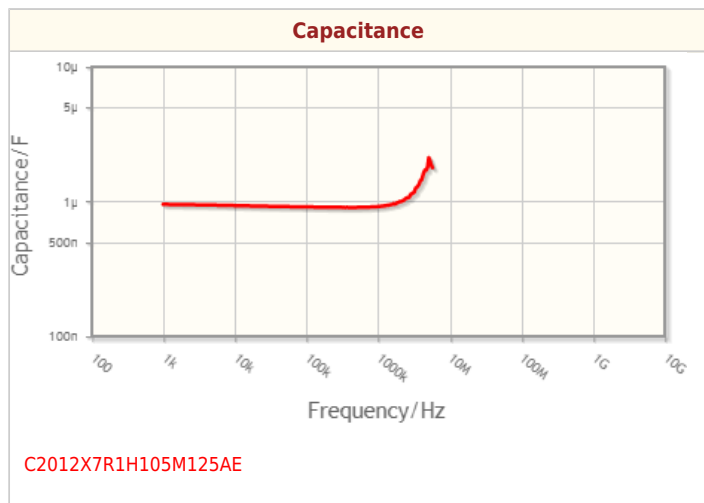
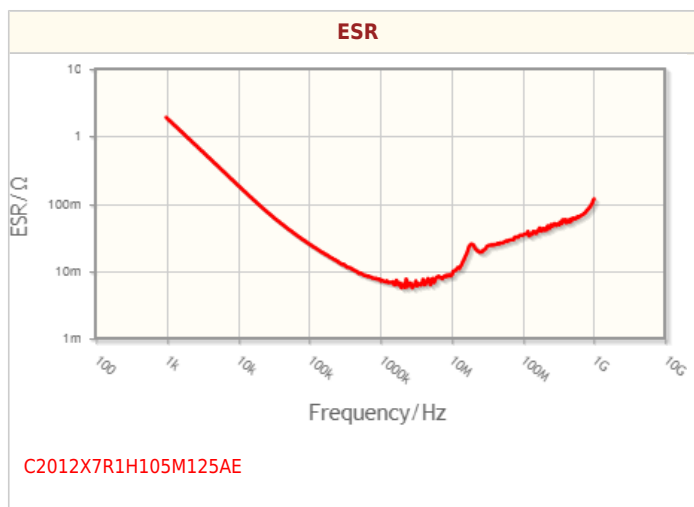
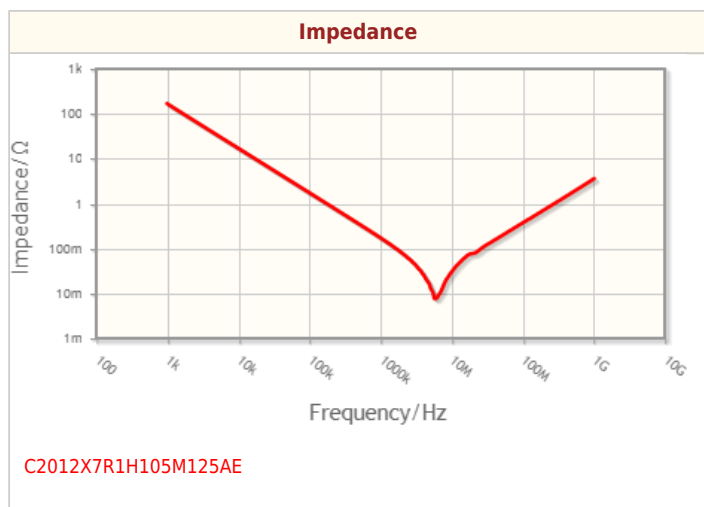
Other	
Soldering Method	Wave (Flow) Reflow
AEC-Q200	No
Packing	Blister (Plastic)Taping [180mm Reel]
Package Quantity	2000pcs

! Images are for reference only and show exemplary products.
! This PDF document was created based on the data listed on the TDK Corporation website.
! All specifications are subject to change without notice.

C2012X7R1H105M125AE

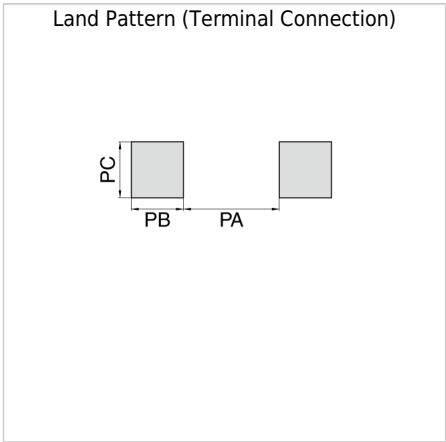


Characteristic Graphs(This is reference data, and does not guarantee the products characteristics.)





Associated Images



! Images are for reference only and show exemplary products.
! This PDF document was created based on the data listed on the TDK Corporation website.
! All specifications are subject to change without notice.