THIS DRAWING IS UNPUBLISHED. RELEASED FOR PUBLICATION – ,– .
© COPYRIGHT – By – ALL RIGHTS RESERVED.

VERWENDET MIT 929674 | WAR NR 88-52008-0/1

ÄNDERUNGEN DIE DEM TECHNISCHEN FORTSCHRITT DIENEN, BEHALTEN WIR UNS VOR

VERTRAULICH
UNVERÖFFENTLICHTE ZEICHNUNG. ALLE RECHTE VORBEHALTEN. VERVIELFÄLTIGUNG UND WEITERGABE NUR MIT GENEHMIGUNG DURCH AMP DEUTSCHLAND GMBH

LOC — | DIST —

REVISIONS

P	LTR	DESCRIPTION	DATE	DWN	APVD
	5	REVISED PER ECO-11-005150	21MAR11	RK	HMR

VORRASTSTELLUNG
PRE-ASSEMBLY

Schnitt A–B
SECTION

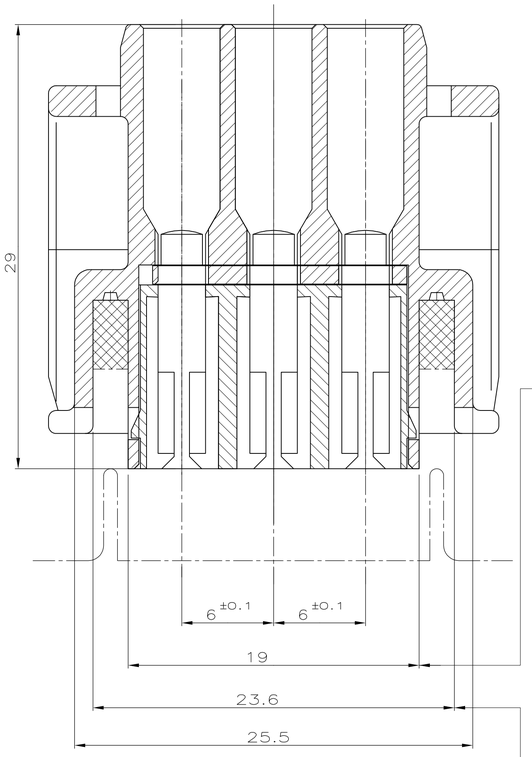

Einfall bis 18.45 zulässig
PERMISSIBLE COLLAPSE TO 18.45

Einfall bis 22.75 zulässig
PERMISSIBLE COLLAPSE TO 22.75

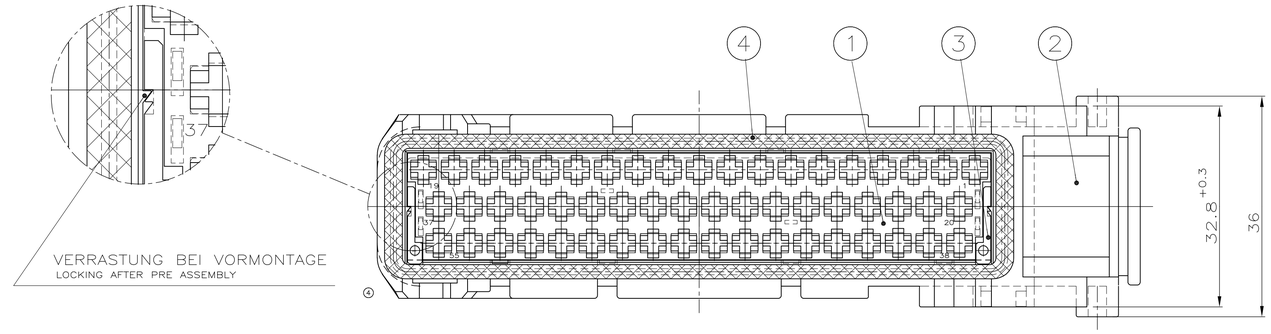

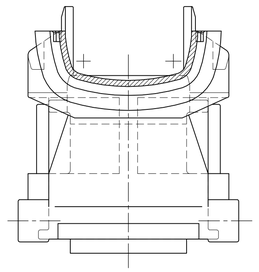

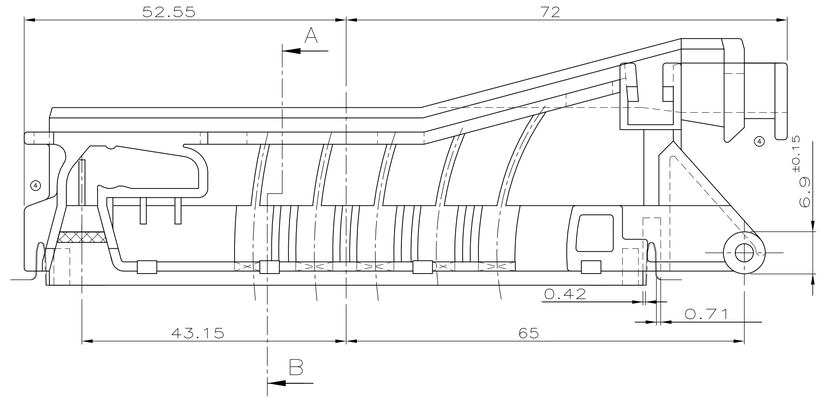

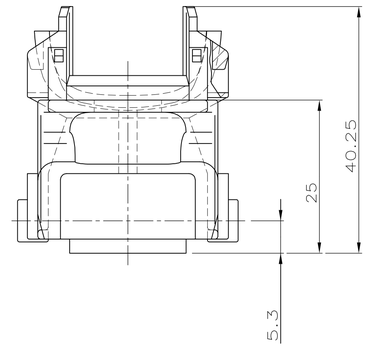

ENDRASTSTELLUNG
END-ASSEMBLY

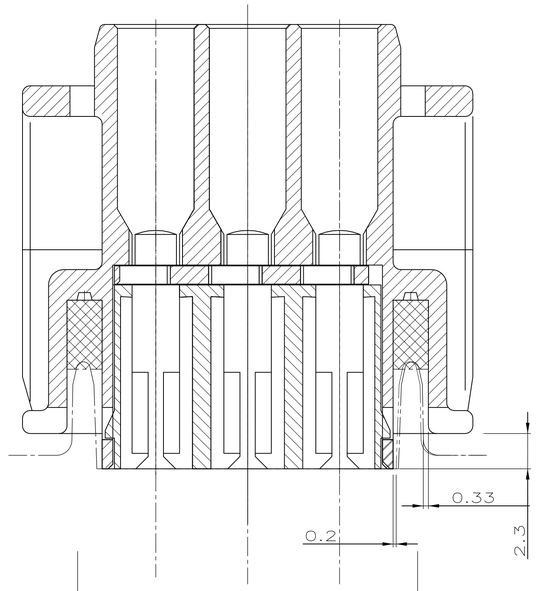

ACCORDING TO ATE DWG.
3-38100-46 Rev. F05-82544
Max. 22.55 Min. 21.85

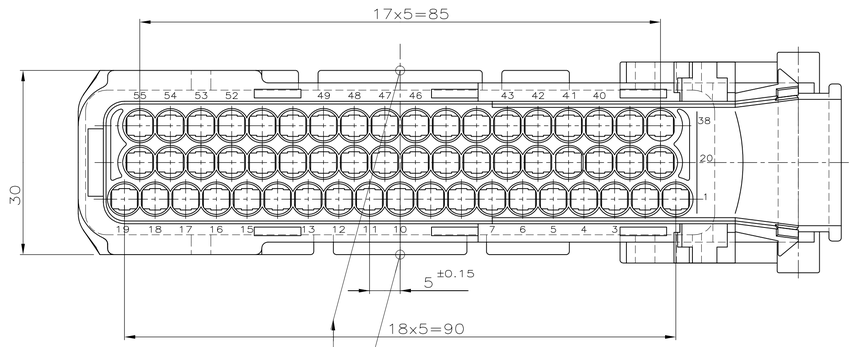

M 1:1
SCALE 1:1

Einfall bis 29.0 zulässig
PERMISSIBLE COLLAPSE TO 29.0

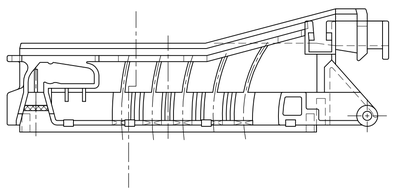

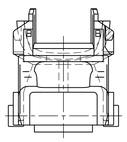

Kontakt PN CONTACT PN	Drahtquersch. WIRE RANGE	Material MATERIAL	Einzeldichtung SINGLE-WIRE-SEAL	Isolations Ø INSULATION RANGE	Farbe COLOUR
929937-1	>1 – 2.5	CuFe2	828905-1	2.1 – 2.9	weiß WHITE
929939-1	0.5 – 1	CuFe2	828904-1	1.2 – 2.0	blau BLUE
929941-1	0.2 – 0.5	CuFe2			

BESTELL-NR.	EINZELTEIL-NR.	POS.	STÜCK	BENENNUNG EINZELTEIL	WERKSTOFF	OBERFLÄCHE / FARBE
828907-1	828908-1	4	1	SEALING	SILICON	RED
	929673-1	3	1	RETAINER	PBTP GV10	RED
	929672-1	2	1	J-P-TIMER HSG.(UPPER P.)	PBTP GV15	BLACK
	929671-1	1	1	J-P-TIMER HSG.(LOWER P.)	PBTP GV10	BLACK

THIS DRAWING IS A CONTROLLED DOCUMENT.

DIMENSIONS: mm

TOLERANCES UNLESS OTHERWISE SPECIFIED:
0 PLC ± –
1 PLC ± 0.3 MM
2 PLC ± –
3 PLC ± –
4 PLC ± –
ANGLES ± 1.5°

MATERIAL –
FINISH –

DWN W.PFEFFER 20 JUN 1988
CHK H.BOUDA 21 JUN 1988
APVD –
PRODUCT SPEC –
APPLICATION SPEC –
WEIGHT –

TE Connectivity

NAME 55POS J-P-TIMER CONNECTOR SEALED VERSION ASS'Y

SIZE A1 | CAGE CODE 00779 | DRAWING NO C-828907 | RESTRICTED TO –

CUSTOMER DRAWING | SCALE 2:1/5:1 | SHEET 1 OF 1 | REV 5

4805 (3/11)