


# 3M™ Boardmount Socket

2 mm and 2 mm x 2 mm Right Angle, Solder Tail

950 Series



- Optimizes use of PC board space
- High temperature dielectric
- “No lead” wave and reflow solder compatible
- Single- and dual row design, 3–40 pins or 4–80 pins
- Mates with pin-strip header products
- RoHS Compliant. See the Regulatory Information Appendix (RIA) in the RoHS compliance section of [www.3Mconnectors.com](http://www.3Mconnectors.com) for compliance information (RIA E1 & C1 apply)

Date Modified: November 27, 2012

TS-2164-D  
Sheet 1 of 2

## Physical

### Insulation

Material: High Temperature Thermoplastic  
Flammability: UL 94V-0  
Color: Black

### Contact

Material: Copper Alloy

### Plating

Underplating: 1.25–2.5  $\mu\text{m}$  [50–100  $\mu''$ ] Nickel  
Wiping Area: Flash Gold  
Solder Tail Area: 1–3  $\mu\text{m}$  [40–118  $\mu''$ ] Matte Tin

## Electrical

**Current Rating:** 1 A  
**Insulation Resistance:**  $> 5 \times 10^8$  Ohm at 100 V<sub>DC</sub>  
**Withstanding Voltage:** 1000 V<sub>DC</sub>  
**Transition Resistance:**  $\leq 20$  mOhm

## Environmental

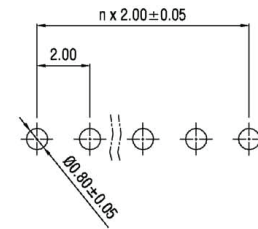
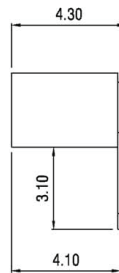
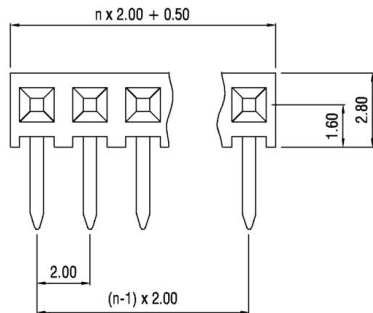
**Temperature Range:** -40 °C to +105 °C  
**Processing Temperature:** max. 260 °C (Profile per J-STD-020C)  
**Moisture Sensitivity Level:** 1 (per J-STD-020C)

UL File No.: E68080

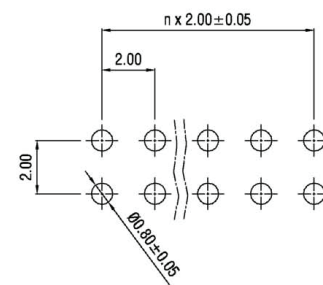
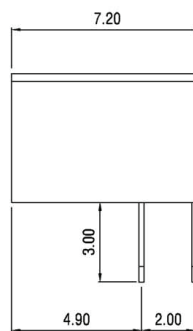
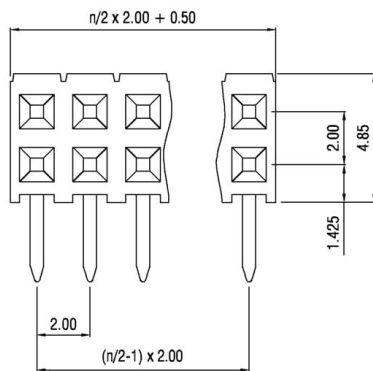
# 3M™ Boardmount Socket

2 mm and 2 mm x 2 mm Right Angle, Solder Tail

950 Series



PCB Layouts



n = No. of Contacts

Tolerance Unless Noted [mm]				
Nominal Size	0.5-3	3-6	6-30	30-120
Linear Dim	+/- 0.1	+/- 0.1	+/- 0.2	+/- 0.3
Radii	+/- 0.2	+/- 0.5	+/- 1	+/- 1

## Ordering Information

**950XXX** — **5002** — **AR** (RIA E1 & C1 Apply)

Rows:  
4 = 2 Row  
5 = 1 Row

Contact Quantity:  
03-40 Pins / 1 Row  
04-80 Pins / 2 Row

Tail Style:  
5 = Right Angle,  
Thru Hole

TS-2164-D  
Sheet 2 of 2

#### **Important Notice**

All statements, technical information, and recommendations related to 3M's products are based on information believed to be reliable, but the accuracy or completeness is not guaranteed. Before using this product, you must evaluate it and determine if it is suitable for your intended application. You assume all risks and liability associated with such use. Any statements related to the product which are not contained in 3M's current publications, or any contrary statements contained on your purchase order shall have no force or effect unless expressly agreed upon, in writing, by an authorized officer of 3M.

#### **Warranty; Limited Remedy; Limited Liability.**

This product will be free from defects in material and manufacture for a period of ninety (90) days from the time of purchase. **3M MAKES NO OTHER WARRANTIES INCLUDING, BUT NOT LIMITED TO, ANY IMPLIED WARRANTY OF MERCHANTABILITY OR FITNESS FOR A PARTICULAR PURPOSE.** If this product is defective within the warranty period stated above, your exclusive remedy shall be, at 3M's option, to replace or repair the 3M product or refund the purchase price of the 3M product. **Except where prohibited by law, 3M will not be liable for any indirect, special, incidental or consequential loss or damage arising from this 3M product, regardless of the legal theory asserted.**



#### **3M Electronics Solutions Division**

6801 River Place Blvd.  
Austin, TX 78726-9000  
U.S.A.  
1-800-225-5373  
[www.3Mconnectors.com](http://www.3Mconnectors.com)

Please recycle. Printed in USA.  
© 3M 2012. All rights reserved.  
RIA-2217A-E

3M is a trademark of 3M Company.