

2SD2240, 2SD2240A

Silicon NPN epitaxial planer type

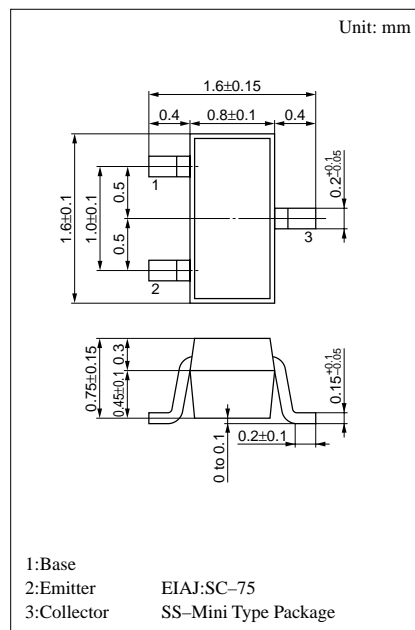
For high breakdown voltage low-frequency and low-noise amplification

Features

- High collector to emitter voltage V_{CEO} .
- Low noise voltage NV.
- SS-Mini type package, allowing downsizing of the equipment and automatic insertion through the tape packing.

Absolute Maximum Ratings ($T_a=25^\circ\text{C}$)

Parameter		Symbol	Ratings	Unit
Collector to base voltage	2SD2240	V_{CBO}	150	V
	2SD2240A		185	
Collector to emitter voltage	2SD2240	V_{CEO}	150	V
	2SD2240A		185	
Emitter to base voltage		V_{EBO}	5	V
Peak collector current		I_{CP}	100	mA
Collector current		I_C	50	mA
Collector power dissipation		P_C	125	mW
Junction temperature		T_j	125	°C
Storage temperature		T_{stg}	-55 ~ +125	°C



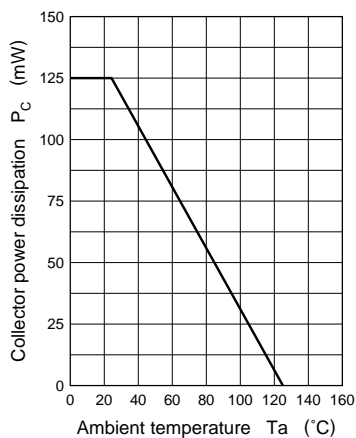
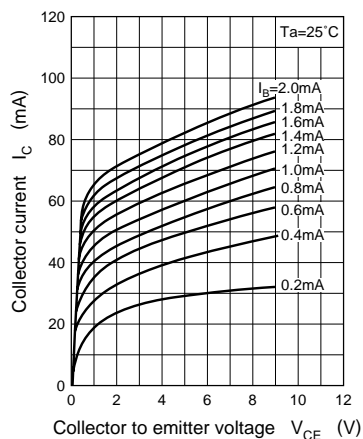
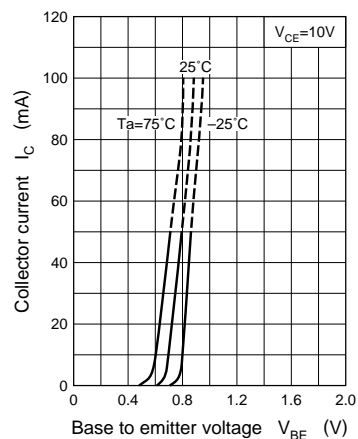
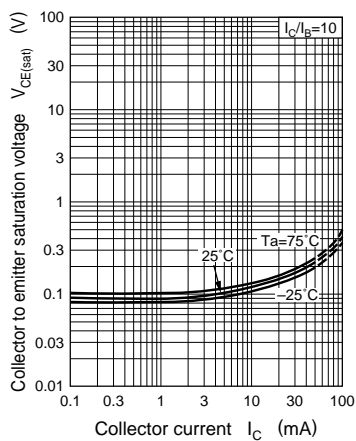
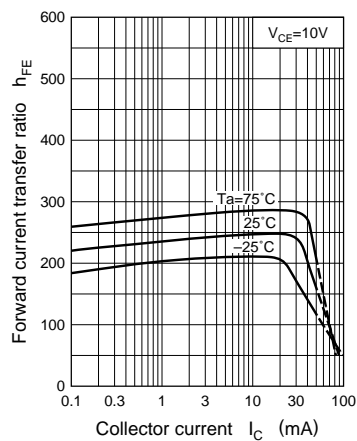
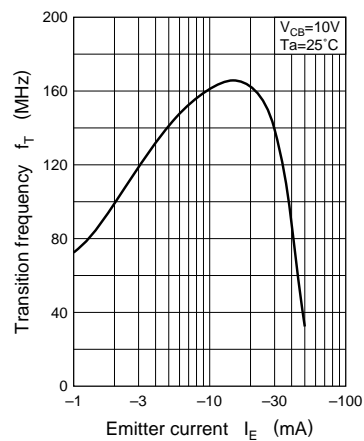
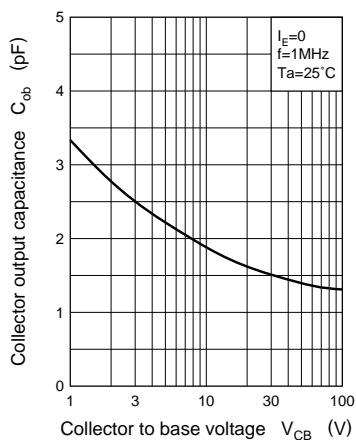
Marking symbol : P(2SD2240)
L(2SD2240A)

Electrical Characteristics ($T_a=25^\circ\text{C}$)

Parameter	Symbol	Conditions	min	typ	max	Unit
Collector cutoff current	I_{CBO}	$V_{CB} = 100V, I_E = 0$			1	μA
Collector to emitter voltage	2SD2240 2SD2240A	V_{CEO}	$I_C = 100\mu\text{A}, I_B = 0$	150		V
				185		
Emitter to base voltage	V_{EBO}	$I_E = 10\mu\text{A}, I_C = 0$	5			V
Forward current transfer ratio	h_{FE}^*	$V_{CE} = 5V, I_C = 10\text{mA}$	130		330	
Collector to emitter saturation voltage	$V_{CE(sat)}$	$I_C = 30\text{mA}, I_B = 3\text{mA}$			1	V
Transition frequency	f_T	$V_{CB} = 10V, I_E = -10\text{mA}, f = 200\text{MHz}$		150		MHz
Collector output capacitance	C_{ob}	$V_{CB} = 10V, I_E = 0, f = 1\text{MHz}$		2.3		pF
Noise voltage	NV	$V_{CE} = 10V, I_C = 1\text{mA}, G_V = 80\text{dB}$ $R_g = 100\text{k}\Omega, \text{Function} = \text{FLAT}$		150		mV

* h_{FEI} Rank classification

Rank	R	S
h_{FE}	130 ~ 220	185 ~ 330
Marking Symbol	2SD2240 PR	2SD2240A PS
	2SD2240A LR	LS

$P_C - T_a$  $I_C - V_{CE}$  $I_C - V_{BE}$  $V_{CE(sat)} - I_C$  $h_{FE} - I_C$  $f_T - I_E$  $C_{ob} - V_{CB}$ 

Request for your special attention and precautions in using the technical information and semiconductors described in this material

- (1) An export permit needs to be obtained from the competent authorities of the Japanese Government if any of the products or technologies described in this material and controlled under the "Foreign Exchange and Foreign Trade Law" is to be exported or taken out of Japan.
- (2) The technical information described in this material is limited to showing representative characteristics and applied circuit examples of the products. It does not constitute the warranting of industrial property, the granting of relative rights, or the granting of any license.
- (3) The products described in this material are intended to be used for standard applications or general electronic equipment (such as office equipment, communications equipment, measuring instruments and household appliances).
Consult our sales staff in advance for information on the following applications:
 - Special applications (such as for airplanes, aerospace, automobiles, traffic control equipment, combustion equipment, life support systems and safety devices) in which exceptional quality and reliability are required, or if the failure or malfunction of the products may directly jeopardize life or harm the human body.
 - Any applications other than the standard applications intended.
- (4) The products and product specifications described in this material are subject to change without notice for reasons of modification and/or improvement. At the final stage of your design, purchasing, or use of the products, therefore, ask for the most up-to-date Product Standards in advance to make sure that the latest specifications satisfy your requirements.
- (5) When designing your equipment, comply with the guaranteed values, in particular those of maximum rating, the range of operating power supply voltage and heat radiation characteristics. Otherwise, we will not be liable for any defect which may arise later in your equipment.
Even when the products are used within the guaranteed values, redundant design is recommended, so that such equipment may not violate relevant laws or regulations because of the function of our products.
- (6) When using products for which dry packing is required, observe the conditions (including shelf life and after-unpacking standby time) agreed upon when specification sheets are individually exchanged.
- (7) No part of this material may be reprinted or reproduced by any means without written permission from our company.

Please read the following notes before using the datasheets

- A. These materials are intended as a reference to assist customers with the selection of Panasonic semiconductor products best suited to their applications.
Due to modification or other reasons, any information contained in this material, such as available product types, technical data, and so on, is subject to change without notice.
Customers are advised to contact our semiconductor sales office and obtain the latest information before starting precise technical research and/or purchasing activities.
- B. Panasonic is endeavoring to continually improve the quality and reliability of these materials but there is always the possibility that further rectifications will be required in the future. Therefore, Panasonic will not assume any liability for any damages arising from any errors etc. that may appear in this material.
- C. These materials are solely intended for a customer's individual use.
Therefore, without the prior written approval of Panasonic, any other use such as reproducing, selling, or distributing this material to a third party, via the Internet or in any other way, is prohibited.