THIS DRAWING IS UNPUBLISHED.
VERÖFFENTLICHTE ZEICHNUNG
© COPYRIGHT 1987 BY AMP INCORPORATED. ALL RIGHTS RESERVED.
ALLE RECHTE VORBEHALTEN.

RELEASED FOR PUBLICATION ,19-.
FÜR FREIGABE VERÖFFENTLICHUNG

MATED WITH:
PASSEND ZU:
–

OPTIONAL ACHIEVEMENT FOR TOOL OF tyco/ELECTRONICS BRASIL
Optionale Ausfuehrung des Werkzeugs von tyco/ELECTRONICS Brasilien

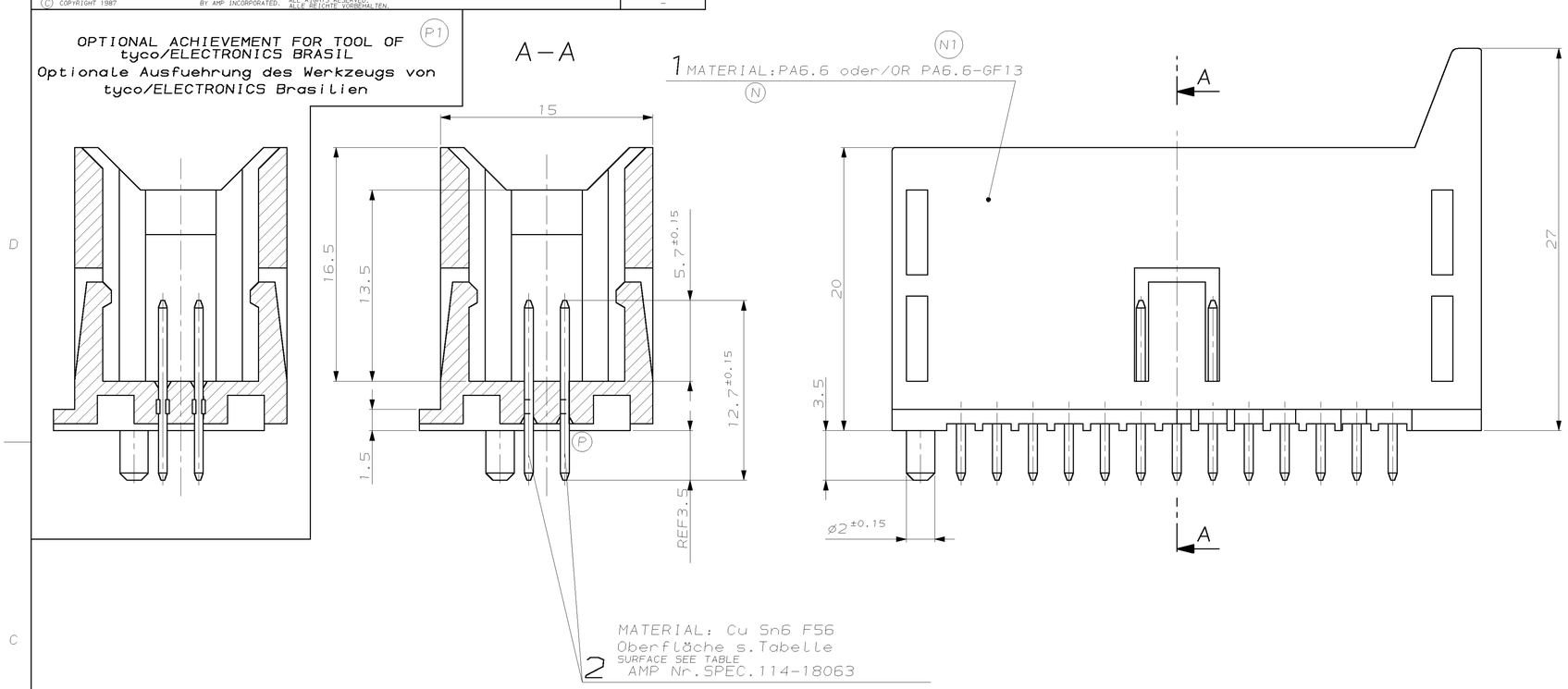

Leiterplatten-Lochbild
(von Lötseite aus)
Bohr-ø-Empfehlung
2:1

PCB-LAYOUT

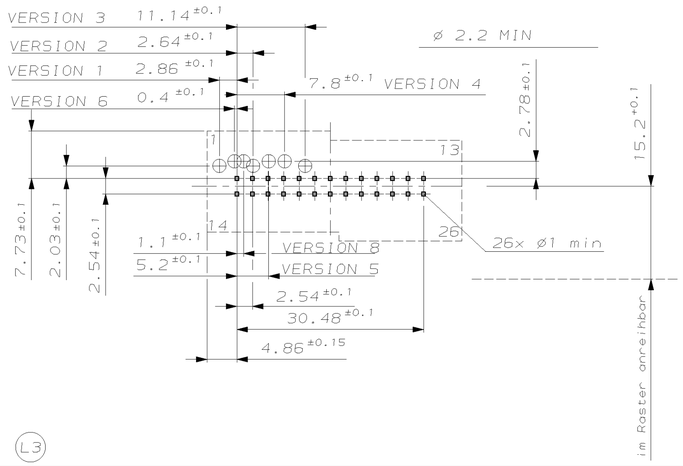

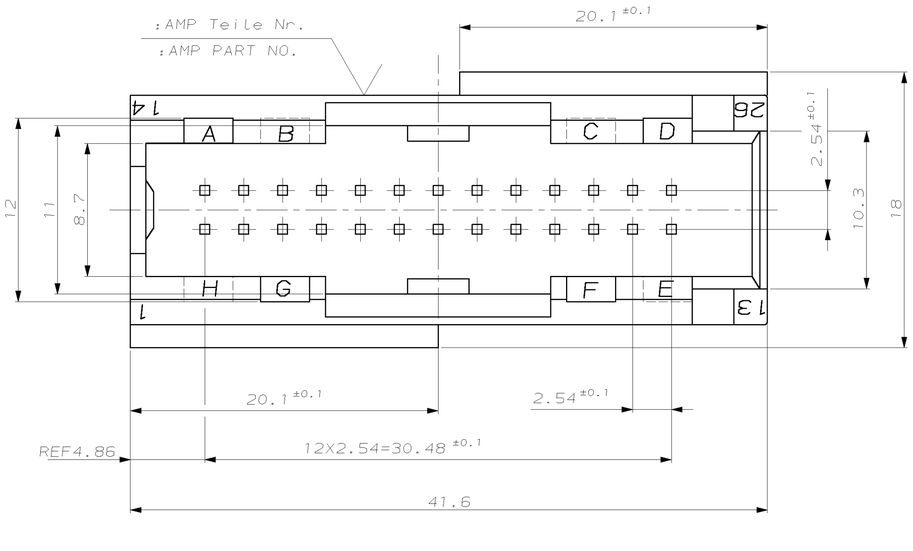

VERSION 1
827881-1
A–F–G–D

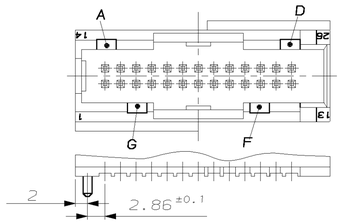

VERSION 5
827881-5
A–B–F–H

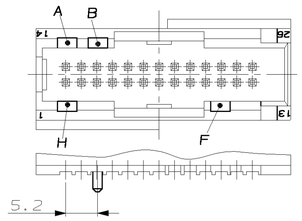

VERSION 2
827881-2
B–E–H–D

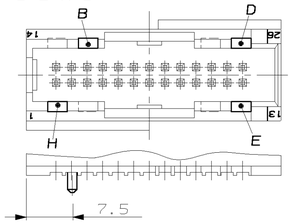

VERSION 6
827881-6
A–B–H–E

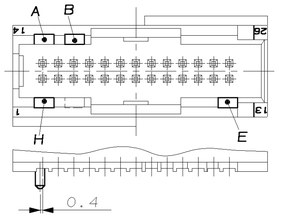

VERSION 3
827881-3
A–D–H–C–E

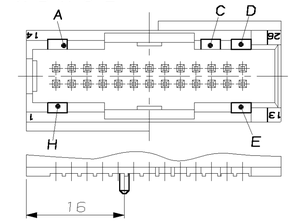

VERSION 7
827881-7
A–B–C–D–E–F–G–H

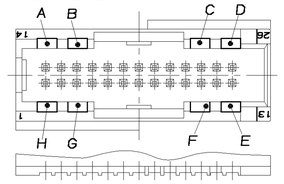

VERSION 4
827881-4
B–D–F–G–H

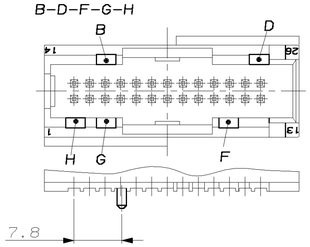

VERSION 8
827881-8
C–D–E–H

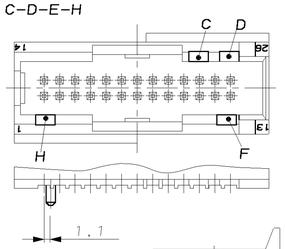

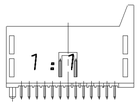

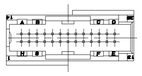

827881-1	3 1-827881-1	C	A-D-F-G	–	–	–	–				–
				–	–	–	–				
	827881-8	N	C-D-E-H	2	26	Stiftkontakt/MODU II PIN	verzinnt TIN PLATED				927689-8
				1	1	Stiftwanne/PIN HEADER	rot/RED				
	827881-7	N	A-B-C-D-E-F-G-H	2	26	Stiftkontakt/MODU II PIN	verzinnt TIN PLATED				927689-7
				1	1	Stiftwanne/PIN HEADER	lila/LILAC				
	827881-6	N	A-B-E-H	2	26	Stiftkontakt/MODU II PIN	verzinnt TIN PLATED				927689-6
				1	1	Stiftwanne/PIN HEADER	schwarz/BLACK				
	827881-5	N	A-B-F-H	2	26	Stiftkontakt/MODU II PIN	verzinnt TIN PLATED				927689-5
				1	1	Stiftwanne/PIN HEADER	braun/BROWN				
	827881-4	N	B-D-F-G-H	2	26	Stiftkontakt/MODU II PIN	verzinnt TIN PLATED				927689-4
				1	1	Stiftwanne/PIN HEADER	grün/GREEN	S	7.0		
	827881-3	N	A-C-D-E-H	2	26	Stiftkontakt/MODU II PIN	verzinnt TIN PLATED				927689-3
				1	1	Stiftwanne/PIN HEADER	blau/BLUE				
	827881-2	N	B-D-E-H	2	26	Stiftkontakt/MODU II PIN	verzinnt TIN PLATED				927689-2
				1	1	Stiftwanne/PIN HEADER	natur/NATURAL				
	827881-1	P	A-D-F-G	2	26	Stiftkontakt/MODU II PIN	verzinnt TIN PLATED				927689-1
				1	1	Stiftwanne/PIN HEADER	gelb YELLOW (M)				
MADE FROM	AMP BESTELL-NR. ORDER NO.	REV.	KOD. COD.	POS.	STK. QTY.	BENENNUNG DESCRIPTION	OBERFLÄCHE SURFACE / FARBE/COLOUR	ART GRAMM KIND GEWICHT WEIGHT			Passend zu: Abdeckkappe SUITABLE FOR: SHIELD / AMP

OBERFLÄCHE/SURFACE
Ausführung Sn: Schichtdicke 2 bis 4 µm Sn über 1.3 bis 2.2 µm Ni
STYLE: COAT THICKNESS...UNTIL....OVER.....UNTIL.....

Bemerkungen:
NOTES:

1. Nur der deutsche Text ist bindend
   ONLY THE GERMAN-LANGUAGE VERSION SHALL BE BINDING
2. Stiftpositionslehre AMP Nr.90-244-207-1
   TRUE POSITION GAUGE

(L3) 3 Verpackung in Produkttraeger 740961-1 in Siemens-KLT 9-740971-1
PACKAGING IN TRAY 740961-1 IN SIEMENS-KLT 9-740971-1

–1 wie gezeichnet
AS SHOWN

LOC	DIST
A1	–

PROJECT NR.: 86-9771

REVISIONS / ÄNDERUNGEN

P	LTR	DESCRIPTION / BESCHREIBUNG	DATE	DWN	APVD
	L1	Zeichnung grundl.geänd./DWG.CHANGED BASICALLY	18.02.97	C.Beu	J.Hahn
	L2	BMW Daten entfallen/BMW DATES DELETED	29.10.97	C.Beu	J.Hahn
	L3	Bemerk.3 hinzu/NOTE 3 ADDED	11.12.97	C.Beu	J.Hahn
	M	Farbe gelb war bordeauxviolett	18.03.98	C.Beu	J.Hahn
	N	Material geändert/MAT.CHANGED	12.05.98	C.Beu	J.Hahn
	N1	EG00 0529 02 (MAT.PA6.6-GF13 ADDED)	18.02.02	C.Beu	TS
	P	EGA0 0819 03	17.11.03	C.Beu	TS
	P1	EGA0 1089 04	07.05.04	C.Beu	TS

THIS DRAWING IS A CONTROLLED DOCUMENT FOR AMP INCORPORATED. IT IS SUBJECT TO CHANGE AND THE CONTROLLING ENGINEERING ORGANIZATION SHOULD BE CONTACTED FOR THE CURRENT REVISION. DISREGARD ANY REPRODUCTIONS OF THIS DOCUMENT NOT BEARING THE CURRENT REVISION LETTER. ÄNDERUNGEN, DIE DEM TECHNISCHEN FORTSCHRITT DIENEN, SIND VORBEHALTEN. DEN JEWEILS LETZTGÜLTIGEN ÄNDERUNGSSTAND ERFAHREN SIE AUF ANFRAGE.

DIMENSIONS: DIMENSIONEN: mm
TOLERANCES UNLESS OTHERWISE SPECIFIED: ALLGEMEINTOLERANZEN
ANGLES/WINKEL ±–
FINISH/OBERFLAECHE/FARBE –
MATERIAL –

DWN	C. Beu	17-FEB-97
CHK	J. Hahn	17-FEB-97
APVD	–	
PRODUCT SPEC PRODUKTSPEZ.	–	
APPLICATION SPEC VERARBEITUNGSSPEZ.	–	
WEIGHT GEWICHT	–	

AMP — AMP Deutschland GmbH, D - 63225 Langen

NAME: MODU II, Stiftwanne, 26-polig
MODU II, PIN HEADER, 26 POS.

SIZE A1 | CAGE CODE | DRAWING NO ZEICHNUNGS-NR. 00779 C-827881 | RESTRICTED TO NUR FÜR –

CUSTOMER DRAWING / KUNDENZEICHNUNG | MASSSTAB S: 1 | BLATT 1 OF VON 1 | REV P1

AMP 4805 REV 27JUN96

13-MAY-04 10:44:48 eg004259 s.827881.1.c (in EDM)