

7.4 x 3.4 x 1.8 mm SMD CERAMIC RESONATOR

AWSZT



7.4 x 3.4 x 1.8 mm

AWSZT-MGD

Pb in ceramic
(exempt per RoHS 2002/95/EC Annex (7))

RoHS
Compliant

Obselete/End of Life Date: 10/26/2016 - Please consider AWSZT-CP as an alternative

FEATURES:

- Low resonant impedance
- IR reflow capable
- Low cost

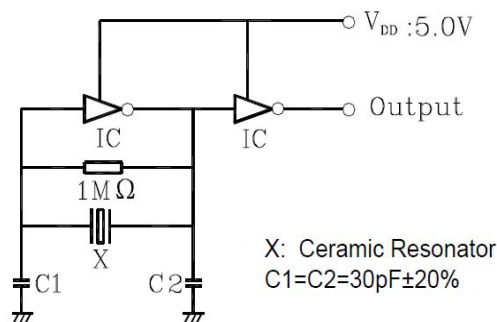
APPLICATIONS:

- Remote controls, Microprocessor clocks, Mobile phones, DVD & CD-Roms, Electric appliances
- Consumer electronics

ELECTRICAL CHARACTERISTICS:

Parameters	Minimum	Typical	Maximum	Units	Notes
Frequency Range	2.00	-----	8.00	MHz	
Resonant Impedance (Ro)	-----	-----	100	Ω	2.00 MHz - 2.99 MHz
	-----	-----	50		3.00 MHz - 3.49 MHz
	-----	-----	30		3.50 MHz - 8.00 MHz
Load Capacitance for Test Circuit (C1=C2)	24	30	36	pF	
Frequency Tolerance	-0.5	-----	+0.5	%	
Frequency Stability	-0.3		+0.3	%	-25°C to +85°C
Withstanding Voltage	-----	50	-----	V	DC , 1 min
Rating Voltage	(1) D.C. Voltage	-----	6	V	
	(2) A.C. Voltage	-----	15	V _{p-p}	
Insulation Resistance	100	-----	-----	M Ω	10V, 1min
Operation Temperature	-25	-----	85	°C	
Storage Temperature	-55	-----	85	°C	
Aging Rate (Fosc) (10 years)	-0.3	-----	0.3	%	

TEST CONDITION AND TEST CIRCUIT:



Parts shall be measured under a condition (Temp.: 20±15°C, Humidity: 65±20% R.H.) unless the standard condition (Temp: 25±3°C, Humidity: 65±10% R.H.) is regulated to measure

OPTIONS & PART IDENTIFICATION:

AWSZT - MGD -

Frequency

Frequency in MHz

Packaging

T: 1000pcs/Reel

T4: 4000pcs/Reel

7.4 x 3.4 x 1.8 mm SMD CERAMIC RESONATOR

AWSZT



7.4 x 3.4 x 1.8 mm

AWSZT-MGD

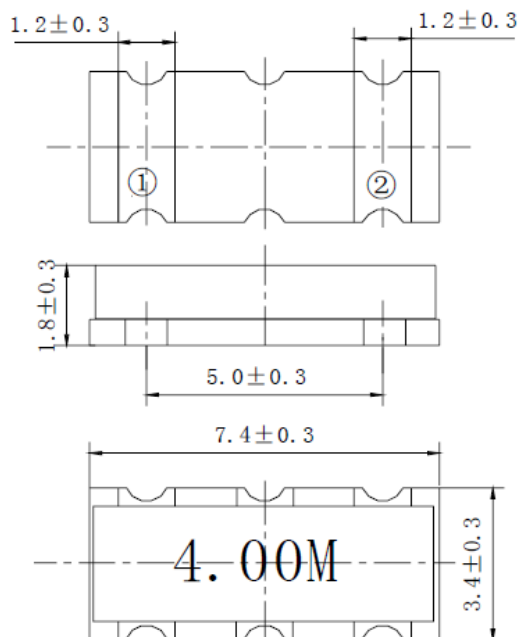
Pb in ceramic

(exempt per RoHS 2002/95/EC Annex (7))

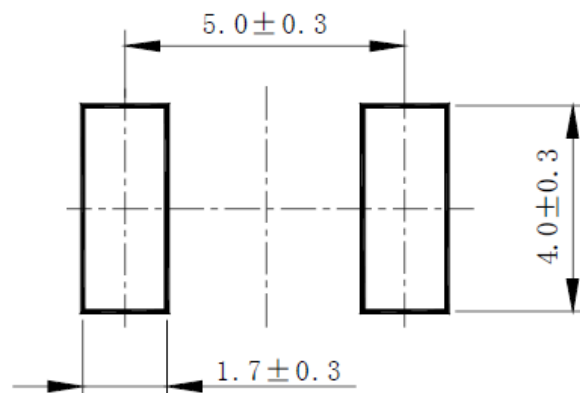
RoHS
Compliant

Obselete/End of Life Date: 10/26/2016 - Please consider AWSCR-CP as an alternative

OUTLINE DRAWING:

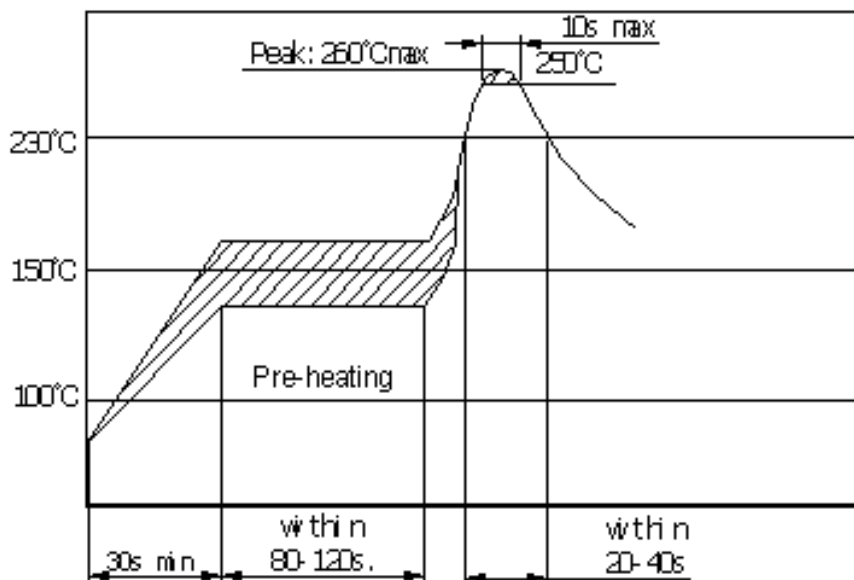


Recommended Land Pattern



Dimension: mm

REFLOW PROFILE:



7.4 x 3.4 x 1.8 mm SMD CERAMIC RESONATOR

AWSZT



7.4 x 3.4 x 1.8 mm

AWSZT-MGD

Pb in ceramic
(exempt per RoHS 2002/95/EC Annex (7))

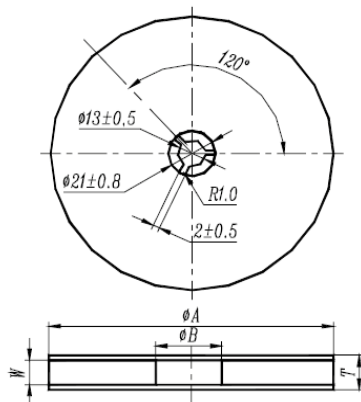
RoHS
Compliant

Obselete/End of Life Date: 10/26/2016 - Please consider AWSCR-CP as an alternative

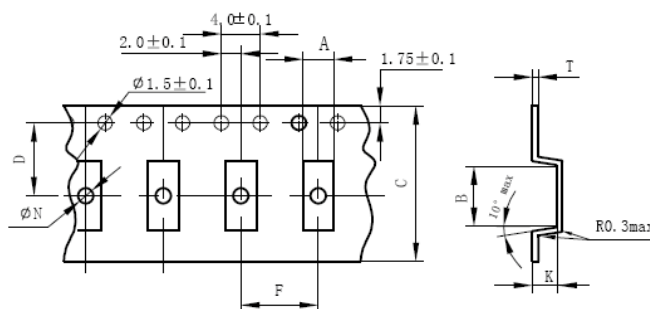
TAPE & REEL:

T: 1000pcs/reel
T4: 4000pcs/reel

Dimensions: mm



Reel Quantity	ΦA	ΦB	W	T	Pieces per reel	Carrier tape size
1000 (T)	179±2	60 typ.	16.4 min	22.4 max	1000 typ.	16
4000 (T4)	330±3	80 min	16.4 min	22.4 max	4000 typ.	16



A	B	C	D	F	ØN	K	T
3.8±0.2	7.8±0.2	16.0±0.2	7.5±0.1	8.0±0.1	1.55±0.05	2.1±0.1	0.3±0.05

CAUTION:

- (1) Do not apply excess mechanical stress to the component body or terminations. Do not attempt to re-form or bend the components as this will cause damage to the component.
- (2) This component is not hermetically sealed. Do not clean or wash the component.
- (3) Reflow Soldering: Do not use strong acidity flux, such as flux with chlorine content of greater than 0.2wt% during Reflow Soldering.
- (4) Do not expose the component to open flame.
- (5) This specification applies to the functionality of the component as a single unit.
- (6) Shelf Life: The warranted Shelf Life of this product is Six Months after the Delivery Date under the conditions of sealed, unopened, original packaging.
- (7) Storage Conditions: If the product is to be stored for a period greater than Six Months after the Delivery Date, it is recommended that customers confirm the solderability and characteristics for the product prior to use.
- (8) This product is not recommended for use in the following applications: Automotive, Medical, Military, Safety, or any other high-reliability, life dependant applications. Contact Abracon Corporation prior to using this product when in doubt.

ATTENTION: Abracon Corporation's products are COTS – Commercial-Off-The-Shelf products; suitable for Commercial, Industrial and, where designated, Automotive Applications. Abracon's products are not specifically designed for Military, Aviation, Aerospace, Life-dependant Medical applications or any application requiring high reliability where component failure could result in loss of life and/or property. For applications requiring high reliability and/or presenting an extreme operating environment, written consent and authorization from Abracon Corporation is required. Please contact Abracon Corporation for more information.