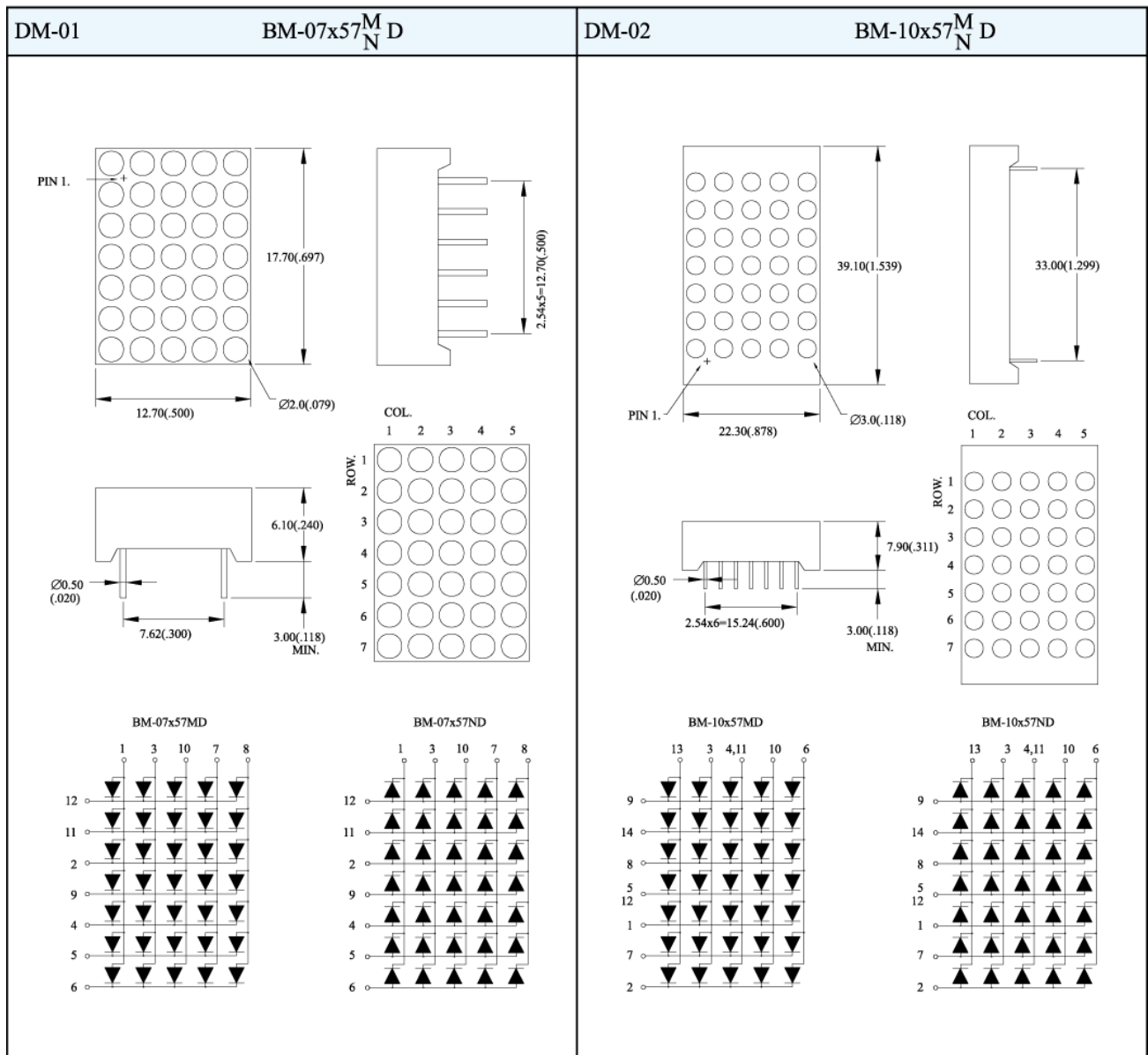




# LED Dot Matrix Display BM Series

## Single Color, 5 x 7 Dot Matrix Displays

Digit Size	Part No.		Chip		Absolute Maximum Ratings				Electro-optical Data(At 10mA)			Drawing No.
	Column Common Anode	Column Common Cathode	Material/Emitted Color	Peak Wave Length $\lambda_p$ (nm)	$\Delta \lambda$ (nm)	Pd (mw)	If (mA)	Ifp (mA)	Vf (v)		Iv. Typ. Per.Seg. (mcd)	
									Typ.	Max.		
0.70" High $\phi$ 2.0	BM-07257MD	BM-07257ND	GaP/ GaP/ Yellow Green	568	30	80	30	150	2.1	2.5	8.0	DM-01
	BM-07457MD	BM-07457ND	GaAsP/GaP/ Hi-Eff.Red	635	45	80	30	150	2.0	2.5	8.0	
	BM-07657MD	BM-07657ND	GaAlAs/ SH/ Super Red	660	20	80	30	150	1.7	2.5	12.0	
	BM-07J57MD	BM-07J57ND	AlGaInP/GaAs/ Ultra Orange	620	17	80	30	150	2.0	2.5	28.0	
	BM-07K57MD	BM-07K57ND	AlGaInP/GaAs/ Ultra Yellow	592	15	80	30	150	2.1	2.5	30.0	
1.20" High $\phi$ 3.0	BM-10257MD	BM-10257ND	GaP/ GaP/ Yellow Green	568	30	80	30	150	2.1	2.5	8.0	DM-02
	BM-10457MD	BM-10457ND	GaAsP/GaP/ Hi-Eff.Red	635	45	80	30	150	2.0	2.5	8.0	
	BM-10657MD	BM-10657ND	GaAlAs/ SH/ Super Red	660	20	80	30	150	1.7	2.5	12.0	
	BM-10J57MD	BM-10J57ND	AlGaInP/GaAs/ Ultra Orange	620	17	80	30	150	2.0	2.5	28.0	
	BM-10K57MD	BM-10K57ND	AlGaInP/GaAs/ Ultra Yellow	592	15	80	30	150	2.1	2.5	30.0	



NOTES: 1.All Dimensions are in millimeters(inches).  
3.Specifications are subject to change without notice.

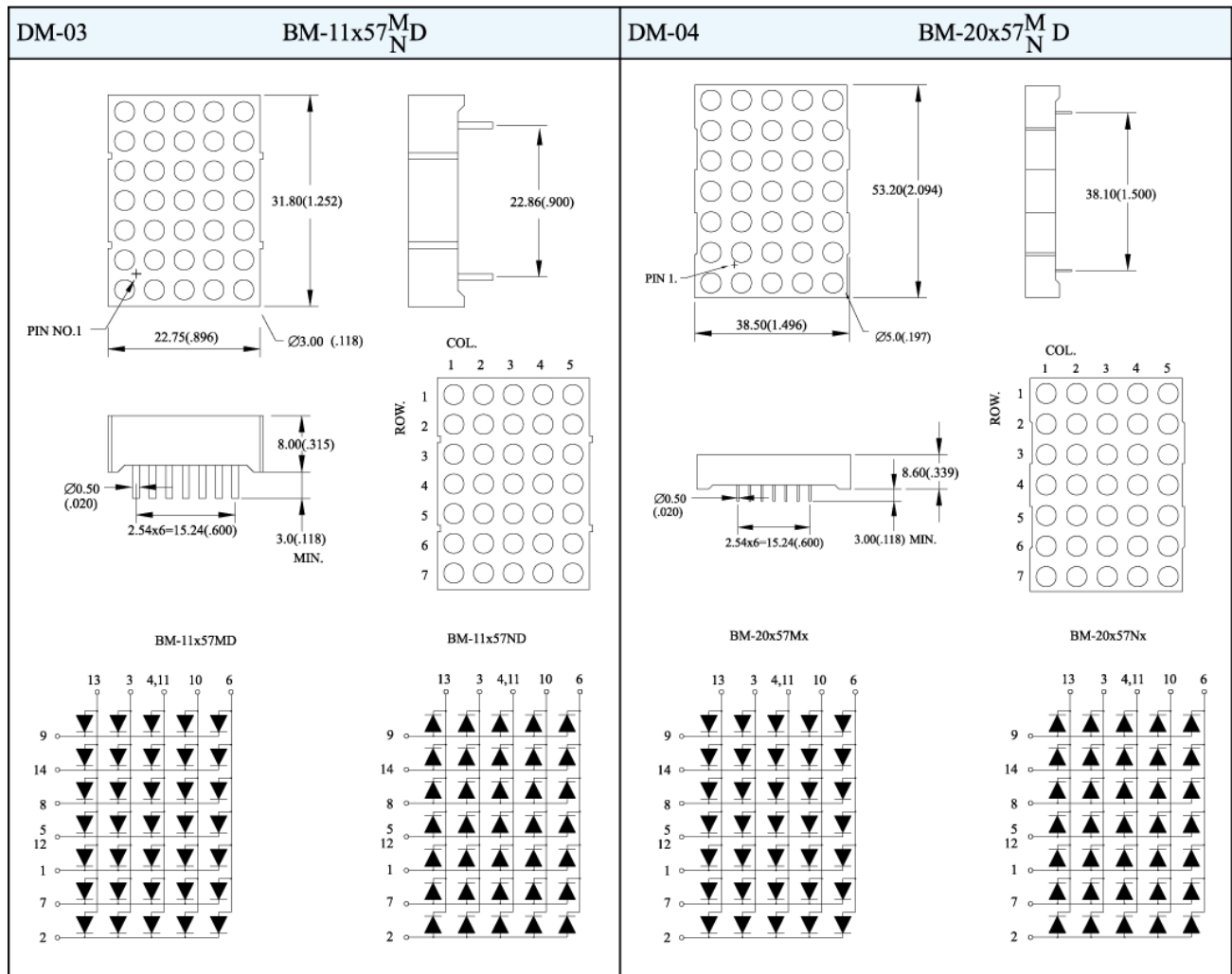
2.Tolerance is  $\pm 0.25\text{mm}(.010")$ .  
4.NP:No Pin. 5.NC:No Connect.



# LED Dot Matrix Display BM Series

## Single Color, 5 x 7 Dot Matrix Displays

Digit Size	Part No.		Chip		Absolute Maximum Ratings				Electro-optical Data(At 10mA)			Drawing No.
	Column Common Anode	Column Common Cathode	Material/Emitted Color	Peak Wave Length $\lambda_p$ (nm)	$\Delta \lambda$ (nm)	Pd (mw)	If (mA)	Ifp (mA)	Vf (v)		Iv. Typ. Per.Seg. (mcd)	
									Typ.	Max.		
1.40" High $\phi$ 3.0	BM-11257MD	BM-11257ND	GaP/ GaP/ Yellow Green	568	30	80	30	150	2.1	2.5	9.0	DM-03
	BM-11457MD	BM-11457ND	GaAsP/GaP/ Hi-Eff.Red	635	45	80	30	150	2.0	2.5	9.0	
	BM-11457MA	BM-11457NA	GaAsP/GaP/ Hi-Eff.Red	635	45	80	30	150	2.0	2.5	16.0	
	BM-11657MD	BM-11657ND	GaAlAs/ SH/ Super Red	660	20	80	30	150	1.7	2.5	14.0	
	BM-11657MA	BM-11657NA	GaAlAs/ SH/ Super Red	660	20	80	30	150	1.7	2.5	18.0	
	BM-11F57MD	BM-11F57ND	GaAlAs/ DDH/ Super Red	660	20	80	30	150	2.0	2.5	20.0	
	BM-11J57MD	BM-11J57ND	AlGaInP/GaAs/ Ultra Orange	620	17	80	30	150	2.0	2.5	28.0	
BM-11K57MD	BM-11K57ND	AlGaInP/GaAs/ Ultra Yellow	592	15	80	30	150	2.1	2.5	30.0		
2.00" High $\phi$ 5.0	BM-20257MD	BM-20257ND	GaP/ GaP/ Yellow Green	568	30	80	30	150	2.1	2.5	12.0	DM-04
	BM-20457MD	BM-20457ND	GaAsP/GaP/ Hi-Eff.Red	635	45	80	30	150	2.0	2.5	12.0	
	BM-20457MA	BM-20457NA	GaAsP/GaP/ Hi-Eff.Red	635	45	80	30	150	2.0	2.5	20.0	
	BM-20657MD	BM-20657ND	GaAlAs/ SH/ Super Red	660	20	80	30	150	1.7	2.5	16.0	
	BM-20657MA	BM-20657NA	GaAlAs/ SH/ Super Red	660	20	80	30	150	1.7	2.5	24.0	
	BM-20F57MD	BM-20F57ND	GaAlAs/ DDH/ Super Red	660	20	80	30	150	2.0	2.5	22.0	
	BM-20J57MD	BM-20J57ND	AlGaInP/GaAs/ Ultra Orange	620	17	80	30	150	2.0	2.5	30.0	
BM-20K57MD	BM-20K57ND	AlGaInP/GaAs/ Ultra Yellow	592	15	80	30	150	2.1	2.5	32.0		



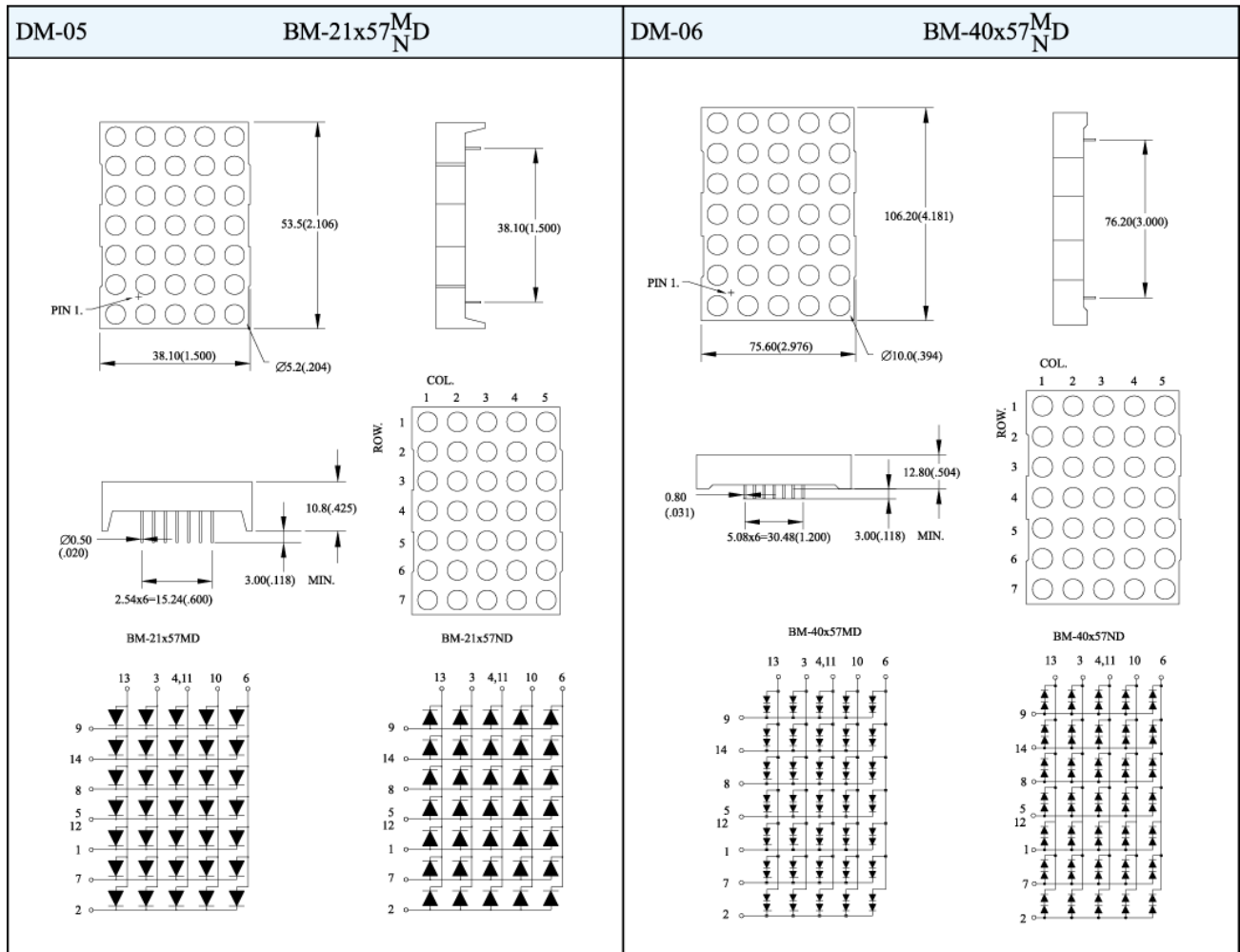
NOTES: 1.All Dimensions are in millimeters(inches).  
 2.Tolerance is  $\pm 0.25\text{mm}(.010")$ .  
 3.Specifications are subject to change without notice.  
 4.NP:No Pin. 5.NC:No Connect.



# LED Dot Matrix Display BM Series

## Single Color, 5 x 7 Dot Matrix Displays

Digit Size	Part No.		Chip		Absolute Maximum Ratings				Electro-optical Data (At 10mA)			Drawing No.
	Column Common Anode	Column Common Cathode	Material/Emitted Color	Peak Wave Length $\lambda_p$ (nm)	$\Delta \lambda$ (nm)	Pd (mw)	If (mA)	Ifp (mA)	Vf (v)		Iv. Typ. Per.Seg. (mcd)	
									Typ.	Max.		
2.00" High $\phi$ 5.0	BM-21257MD	BM-21257ND	GaP/ GaP/ Yellow Green	568	30	80	30	150	2.1	2.5	12.0	DM-05
	BM-21457MD	BM-21457ND	GaAsP/GaP/ Hi-Eff.Red	635	45	80	30	150	2.0	2.5	12.0	
	BM-21457MA	BM-21457NA	GaAsP/GaP/ Hi-Eff.Red	635	45	80	30	150	2.0	2.5	20.0	
	BM-21657MD	BM-21657ND	GaAlAs/ SH/ Super Red	660	20	80	30	150	1.7	2.5	16.0	
	BM-21657MA	BM-21657NA	GaAlAs/ SH/ Super Red	660	20	80	30	150	1.7	2.5	24.0	
	BM-21F57MD	BM-21F57ND	GaAlAs/ DDH/ Super Red	660	20	80	30	150	2.0	2.5	22.0	
	BM-21J57MD	BM-21J57ND	AlGaInP/GaAs/ Ultra Orange	620	17	80	30	150	2.0	2.5	30.0	
BM-21K57MD	BM-21K57ND	AlGaInP/GaAs/ Ultra Yellow	592	15	80	30	150	2.1	2.5	32.0		
4.00" High $\phi$ 10.0	BM-40257MD	BM-40257ND	GaP/ GaP/ Yellow Green	568	30	160	30	150	4.2	5.0	15.0	DM-06
	BM-40457MD	BM-40457ND	GaAsP/GaP/ Hi-Eff.Red	635	45	160	30	150	4.0	5.0	15.0	
	BM-40457MA	BM-40457NA	GaAsP/GaP/ Hi-Eff.Red	635	45	160	30	150	4.0	5.0	23.0	
	BM-40657MD	BM-40657ND	GaAlAs/ SH/ Super Red	660	20	160	30	150	3.4	5.0	20.0	
	BM-40657MA	BM-40657NA	GaAlAs/ SH/ Super Red	660	20	160	30	150	3.4	5.0	25.0	
	BM-40F57MD	BM-40F57ND	GaAlAs/ DDH/ Super Red	660	20	160	30	150	4.0	5.0	20.0	
	BM-40J57MD	BM-40J57ND	AlGaInP/GaAs/ Ultra Orange	620	17	160	30	150	4.0	5.0	32.0	
BM-40K57MD	BM-40K57ND	AlGaInP/GaAs/ Ultra Yellow	592	15	160	30	150	4.2	5.0	35.0		



NOTES: 1.All Dimensions are in millimeters(inches).  
3.Specifications are subject to change without notice.

2.Tolerance is  $\pm 0.25\text{mm}(.010")$ .  
4.NP:No Pin. 5.NC:No Connect.