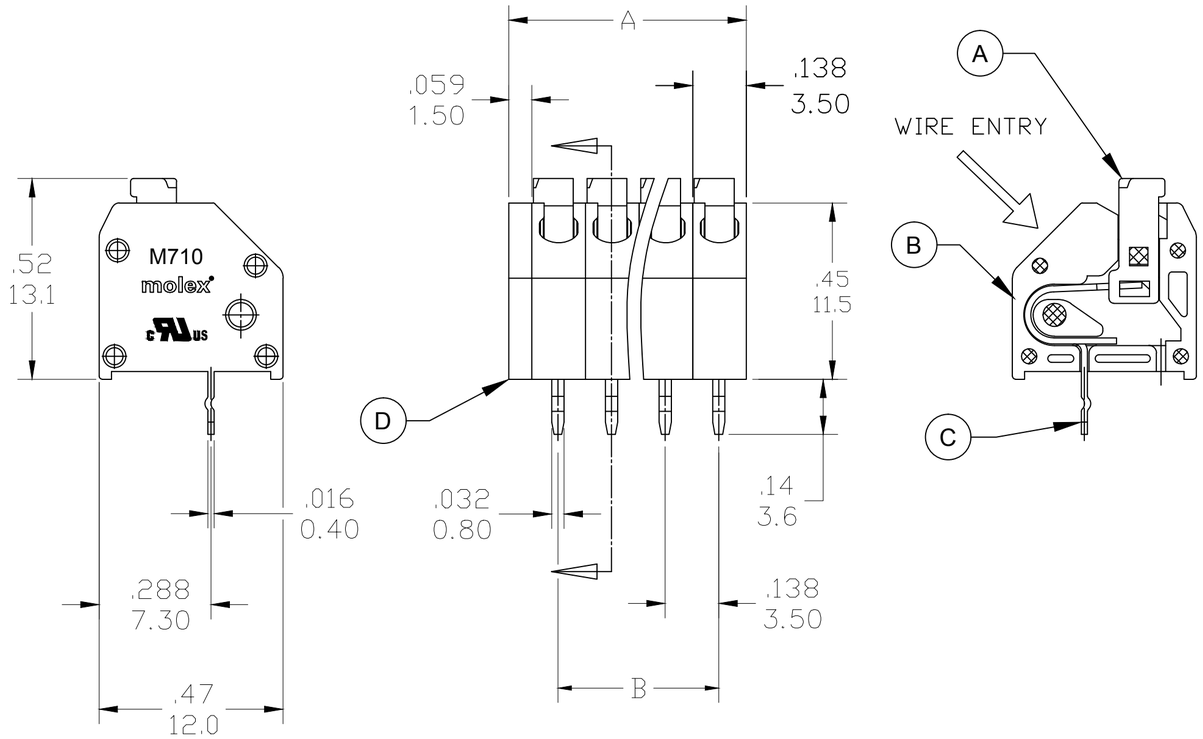

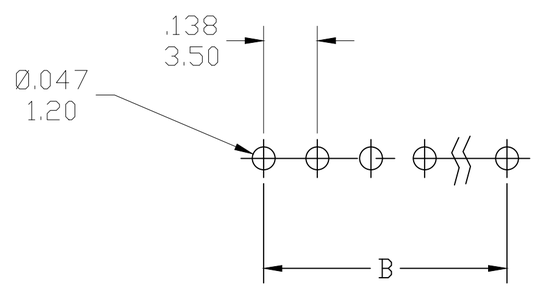

PCB LAYOUT

PART NUMBER DATA							
CIRCUITS	PART NUMBER	ENGINEERING NUMBER	COLOR	A IN	mm	B IN	mm
2	397000702	M710-02-02-9	LT GRAY	.33	8.5	.138	3.50
3	397000703	M710-02-03-9	LT GRAY	.47	12.0	.276	7.00
4	397000704	M710-02-04-9	LT GRAY	.61	15.5	.413	10.50
5	397000705	M710-02-05-9	LT GRAY	.75	19.0	.551	14.00
6	397000706	M710-02-06-9	LT GRAY	.89	22.5	.689	17.50
7	397000707	M710-02-07-9	LT GRAY	1.02	26.0	.827	21.00
8	397000708	M710-02-08-9	LT GRAY	1.16	29.5	.965	24.50
9	397000709	M710-02-09-9	LT GRAY	1.30	33.0	1.102	28.00
10	397000710	M710-02-10-9	LT GRAY	1.44	36.5	1.240	31.50
11	397000711	M710-02-11-9	LT GRAY	1.57	40.0	1.378	35.00
12	397000712	M710-02-12-9	LT GRAY	1.71	43.5	1.516	38.50
13	397000713	M710-02-13-9	LT GRAY	1.85	47.0	1.654	42.00
14	397000714	M710-02-14-9	LT GRAY	1.99	50.5	1.791	45.50
15	397000715	M710-02-15-9	LT GRAY	2.13	54.0	1.929	49.00
16	397000716	M710-02-16-9	LT GRAY	2.26	57.5	2.067	52.50
17	397000717	M710-02-17-9	LT GRAY	2.40	61.0	2.205	56.00
18	397000718	M710-02-18-9	LT GRAY	2.54	64.5	2.343	59.50
19	397000719	M710-02-19-9	LT GRAY	2.68	68.0	2.480	63.00
20	397000720	M710-02-20-9	LT GRAY	2.82	71.5	2.618	66.50
21	397000721	M710-02-21-9	LT GRAY	2.95	75.0	2.756	70.00
22	397000722	M710-02-22-9	LT GRAY	3.09	78.5	2.894	73.50
23	397000723	M710-02-23-9	LT GRAY	3.23	82.0	3.032	77.00
24	397000724	M710-02-24-9	LT GRAY	3.37	85.5	3.169	80.50

REF. LAST 2 DIGITS OF PART NUMBER EQUALS CIRCUIT COUNT

(B) CONTACT FACTORY FOR OPTIONAL COLORS

SPECIFICATIONS: (B)

1. MATERIAL:
   A. BUTTON: PA66 UL94 V-0
   B. BODY : PA66 UL94 V-0
   C. TERMINAL: PHOS-BRONZE, TIN PLATED
   D. COVER: PA66 UL94 V-0
2. WIRE SIZE: 20 - 16AWG
3. ELECTRICAL RATING (UL): 300V, 5A
4. WIRE STRIP LENGTH: .31 (8.0mm)
5. POWER FREQUENCY WITHSTAND: AC 2000V FOR 1 MINUTE
6. INSULATION RESISTANCE: DC 500V, 500MΩ
7. RATED IMPULSE VOLTAGE: 2500V PLUS AND MINUS 5 TIMES EACH
8. OPERATING TEMPERATURE: -40°C TO +105°C
9. MAX. SOLDERING TEMP: 260°C (500°F) FOR 5 SECONDS
10. DIMS SHOWN ARE FOR REFERENCE ONLY

ENGINEERING NUMBER LEGEND

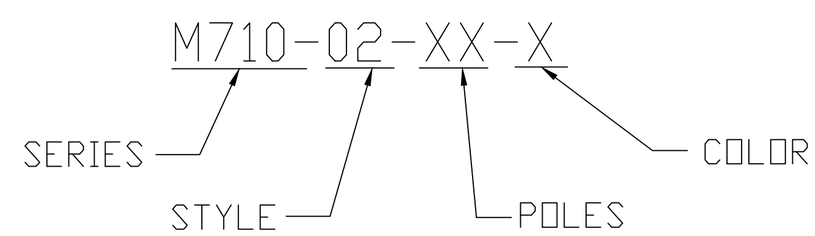

REV	DESCRIPTION
B	ADD NOTES, REV'D SPECS EC NO: IPG2014-1520 2/25/14 DRWN: RSTONE 2014/02/28 CH'KD: G FARNWO 2013/12/26 APPR: JFMURPHY

QUALITY SYMBOL: ▼=0, (C)=0

GENERAL TOLERANCES (UNLESS SPECIFIED)	mm	INCH
4 PLACES	±---	±---
3 PLACES	±---	±.005
2 PLACES	±0.13	±.01
1 PLACE	±0.3	±---
ANGULAR ±---°		

DRAFT WHERE APPLICABLE MUST REMAIN WITHIN DIMENSIONS

DIMENSION STYLE: IN/MM
SCALE: ---
DESIGN UNITS: METRIC
THIRD ANGLE PROJECTION

DRAWN BY: RSTONE DATE: 2013/10/02
CHECKED BY: G FARNSW DATE: 2013/12/20
APPROVED BY: JFMURPHY DATE: 2013/12/26

TITLE: SPRING TERMINAL BLOCK .138 (3.50) PITCH 45 DEG MODULAR

molex MOLEX INCORPORATED

MATERIAL NO.: SEE CHART
DOCUMENT NO.: SD-39700-008
SHEET NO.: 1 0F 1
SIZE: C

THIS DRAWING CONTAINS INFORMATION THAT IS PROPRIETARY TO MOLEX INCORPORATED AND SHOULD NOT BE USED WITHOUT WRITTEN PERMISSION