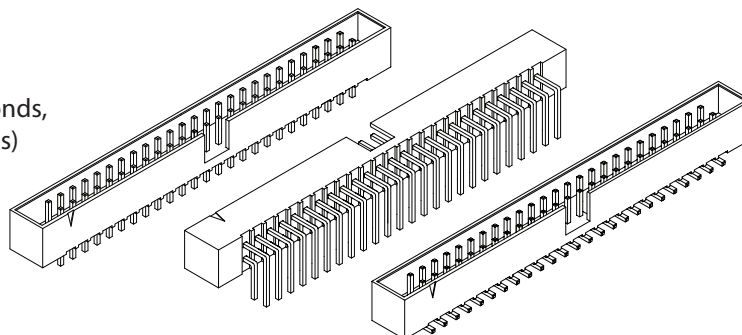




## .079" [2.00 mm] Contact Centers, Shrouded (Box) Headers, Straight/Right Angle/SMT - SBH Series Mates with SFH21 series (See opposite page)

### SPECIFICATIONS

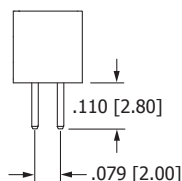
- Centered Polarizing Notch
- Operating Temperature: -40°C to +105°C
- Processing Temperature: 230°C Max. for 60 seconds,  
(260°C Max. 10 seconds)
- UL Flammability Rating: 94V-0
- Voltage Rating: 20 milli Ohms Max.
- Current Rating: 2 Amps
- Dielectric Withstanding: 500 VAC
- Insulation Resistance: 5000 Megohms



### PART NUMBER OPTIONS

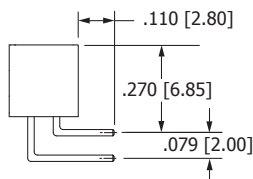
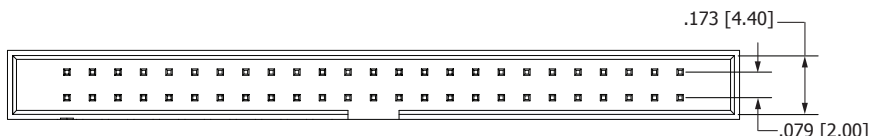
<b>SERIES</b>	<b>SBH21 - N B P N - D 10 - ST - BK</b>	<b>COLOR</b>
SBH21 = Box Header, .079" [2.00 mm] Contact Centers by .079" [2.00 mm] Row Spacing		BK = Black
<b>INSULATOR MATERIAL</b>		<b>TERMINATION TYPE</b>
N = Nylon		ST = Straight
<b>CONTACT MATERIAL</b>		RA = Right Angle
B = Brass		SM = Surface Mount
<b>CONTACT FINISH - RoHS Compliant</b>		<b>NUMBER OF CONTACT POSITIONS (Pins per Row)</b>
P = Gold Flash Overall		03 thru 18, 20, 22, 25, 30, 32, 34
<b>CONTACT CENTERS</b>		<b>NUMBER OF ROWS</b>
N = .079" [2.00 mm]		D = Dual Row

### DIMENSIONS For complete drawings, go to [www.sullinscorp.com](http://www.sullinscorp.com) or e-mail [techsupport@sullinscorp.com](mailto:techsupport@sullinscorp.com) Dimensions in [ ] are in millimeters, all others are in inches.



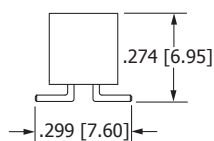
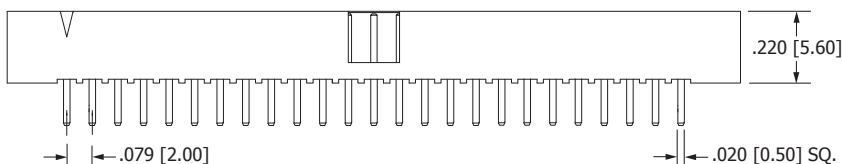
#### STRAIGHT (ST)

Example P/N: SBH21-NBPN-D20-ST-BK



#### RIGHT ANGLE (RA)

Example P/N: SBH21-NBPN-D20-RA-BK



#### SURFACE MOUNT (SM)

Example P/N: SBH21-NBPN-D20-SM-BK

