MATING TERMINAL INFORMATION

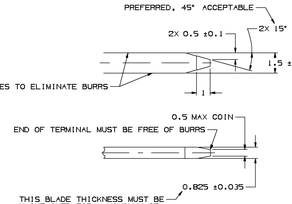

NOTE- TERMINALS ARE IDENTICAL.

MATERIAL- RECOMMENDED MATERIAL IS P-1546 (CDA 210) - EXTRA SPRING TEMPER - TIN PLATED BRASS
PLATING THICKNESS: 0.0026 - 0.0076 MM
TENSILE STRENGTH: 4.92 - 480 MPA
(MATERIAL SHOULD HAVE AN ELECTRICAL CONDUCTIVITY ≥ 20% IACS AT 68° F. USE OF MATERIAL WITH CONDUCTIVITY < 20% IACS SHOULD BE APPROVED BY DELPHI/ PACKARD ELECTRIC.)

MATING CONNECTOR INFORMATION

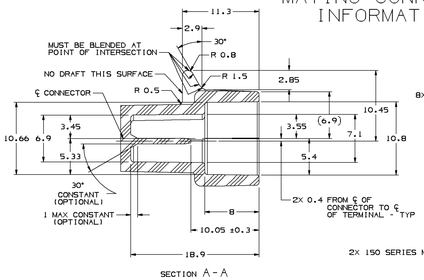

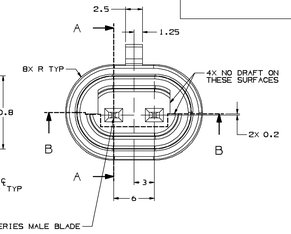

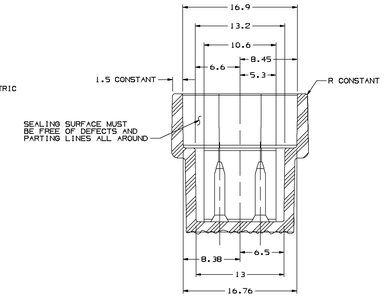

NOTES

1. ALL RADII 0.4, UNLESS OTHERWISE SPECIFIED
2. RECOMMENDED MATERIAL - GLASS FILLED NYLON OR POLYESTER
3. WHEN USING THIS INFORMATION FOR A NEW DESIGN, REQUEST THE LATEST COPY OF THIS PRINT FROM DELPHI PACKARD ELECTRIC

SYMBOL DEFINITION		
A DIMENSION WITHOUT AN INSPECTION REPORT SYMBOL ◯ DOES NOT REQUIRE INSPECTION. IT MAY BE CONTROLLED ON THE INDIVIDUAL COMPONENT DRAWING.	TOTAL NO OF INSPECTIONS REQUIRED	21
	LAST NO. USED	20

MISSING SYMBOLS
2 4

DWG STATUS					ZONE	REVISION HISTORY	AUTH	DR	APVD	APVD
DATE	STS	REV	N/P	DWG						
23JU99	R	01	-	-		CLEARED REV COLUMN ALL PARTS REDRAWN	195107	LJM	RMM	RP
23JU99	R	02	-	-		15355280 RELEASED	990005	LJM	RMM	RP
28AU00	R	03	-	-		12052644,12089499, 15324246, 15324647, 15355280 & 12186686 - CURRENT PC WAS TOO AND REMOVED DIMS 113 PLCS)	202820	JDD	BSI	RP
31JL01	R	04	-	-		12052644, 12089499, 15324243, 15324647, 15355280 & 12186686 - ADDED MATING CONNECTOR & TERMINAL INFORMATION	211789	JJJ	JJJ	MB
06MR06	R	05	-	-		ALL ACTIVE PARTS - ADDED DIMS 13 PLCS, MATERIAL SPEC IN NOTE 9 WAS PM00510, 12575577 - RELEASED	277364	CJP	CJP	SAW

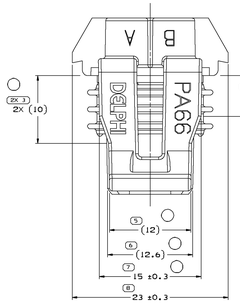

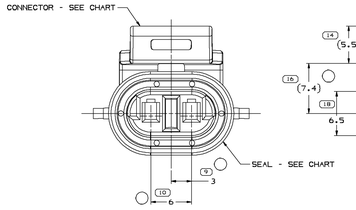

TYPE 101

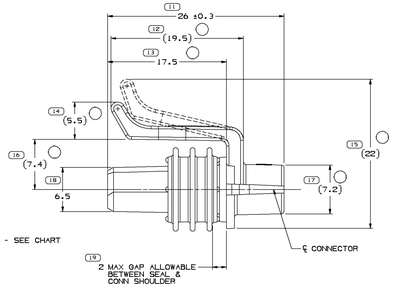

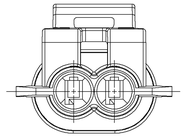

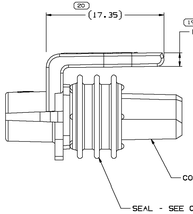

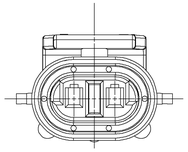

TYPE 104
KNOCKOUT PAD CONSTRUCTION

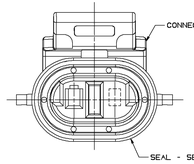

TYPE 103

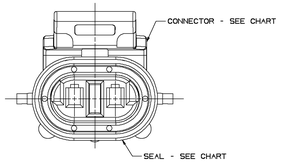

TYPE 102
KNOCKOUT PAD CONSTRUCTION

PART NUMBER WITH ADHESIVE	REV	N/P	STATUS	PART NUMBER WITHOUT ADHESIVE	REV	N/P	STATUS	NUMBER OF CAVITIES	CAVITIES BLOCKED	CONNECTOR BODY	TYPE	CONNECTOR SEAL	MATING CONNECTOR	CONNECTOR COLOR
	-	-	-	12575577	01	-	-	2	NONE	12575574	104	12103067	SEE NOTE #3	LT GRA
	-	-		15355280	01	AC		0	A,B	15355279	101 OR 102	12103067	SEE NOTE #3	LT GRN
	-	-		15324647	A4	-		2	NONE	12052638	101 OR 102	15305167	SEE NOTE #3	LT GRAY
	-	-		15324243	A4	-		2	NONE	15324242	101 OR 102	12103067	SEE NOTE #3	GRAY
	-	-		12162409	A2	-	OBSOLETE	1	B	12162408	101	12103067	SEE NOTE #4	NAT
	-	-		12162348	A2	-	OBSOLETE	2	NONE	12162347	101	12103067	SEE NOTE #5	BLACK
	-	-		12089499	B9	-		1	B	12089498	101 OR 103	12103067	SEE NOTE #4	BLUE
12186686	A4	-		12052644	C8	-		2	NONE	12052638	101 OR 102	12103067	SEE NOTE #3	LT GRAY

DRAWING NUMBER							
12089588							
SIZE	SCALE	FRAME NO	SHEET NO	STS	REV	N/P	
A1x3	5:1	2 OF 2	1 OF 1	R	05	-	

NOTES

1. UNLESS OTHERWISE SPECIFIED AND/OR INDICATED:
   DIMENSIONS ARE TO FACE OF VIEW SHOWN AND AUTOMATICALLY ROUNDED BY COMPUTER FOR INSPECTION. (SEE MATH MODEL FOR PRECISE DIMENSIONS.) FOR ALL OTHER DIMENSIONS NOT SHOWN BUT REQUIRED FOR TOOL BUILD, SEE MATH MODEL FOR PRECISE TOOL PATH DATA.
2. MATING COMPONENTS OR EQUIVALENT:
   CAVITIES TO ACCEPT 12048074 TERMINAL
   CABLE SEAL 12048086
   SECONDARY LOCK 12052634
3. THIS CONNECTOR TO MATE WITH CONNECTOR 12052648; OR EQUIVALENT.
4. THIS CONNECTOR TO MATE WITH TEMP. SW/SEN OR EQUIVALENT. ASM P/N 12162409 IS FOR HIGH TEMP. REQUIREMENTS.
5. THIS CONNECTOR TO MATE WITH REAR SW/SENSOR.
6. MAXIMUM CABLE DIAMETER - 2.8 MM
7. WHEN PARTS ARE SHIPPED, THEY MUST BE PACKED IN PLASTIC BAGS OR SHIPPING CONTAINERS MUST BE LINED WITH PLASTIC LINERS. BAGS OR LINERS MUST BE SEALED TO AVOID ENTRY OF FOREIGN MATTER.
8. SEALING CODE 3.
9. FOR PART NUMBERS WITH ADHESIVE, USE M3510001 OR ADHESIVE APPROVED BY MATERIALS ENGINEERING TO GLUE CONNECTOR SEAL TO CONNECTOR.

DIMENSIONAL TOLERANCE (MM)											
FROM	0	2	3.20	6.30	10	16	25	40	63	100	160
TO	2	3.20	6.30	10	16	25	40	63	100	160	250
TOLERANCE	±0.05	±0.1	±0.2	±0.3	±0.4	±0.5	±0.6	±0.8	±1	±1.2	±1.6

ANGULAR TOLERANCE ±1°

PROCESS SENSITIVE DIMENSION

DIMENSIONS ENCLOSED IN ( ) INDICATE DIMENSIONS NOT SUBJECT TO AN TOLERANCE DUETO ASC DEVELOPMENT

REFERENCE

THIRD ANGLE PROJECTION

DO NOT SCALE

USE MATH DATA

DWG TYPE	PART DRAWING
STYLE	
VOLUME CODE	SEE CHART
SIZE CODE	D

UNLESS OTHERWISE SPECIFIED

THIS DRAWING IS AN AUTOMATED DATA FORMAT (ADF) DRAWING. ALL DIMENSIONS, TOLERANCES, AND NOTES ARE TO BE DERIVED FROM THE MATH DATA. REFERENCE PRINTS OR DRAWINGS MAY BE USED SEPARATELY REGARDLESS OF SYSTEM REPRESENTATION.

ALL DIMENSIONS ARE IN MILLIMETERS

DELPHI

DELPHI PACKARD ELECTRIC SYSTEMS
WARREN, OH

		DATE
DR		
APVD1	JOSEPH HOUGELMAN	14MR99
APVD2	JOSEPH HOUGELMAN	27MR99
APVD3	RON PURL	06MR00
APVD4		
APVD5		

MATERIAL: SEE CHART

SUBSTANCES OF CONCERN AND RECYCLED CONTENT PER DELPHI (DM4500)

DRAWING NAME: TAXI ASM CONN F W/P 150 SLD

DRAWING NUMBER							
12089588							
SIZE	SCALE	FRAME NO	SHEET NO	STS	REV	N/P	
A1x3	5:1	1 OF 2	1 OF 1	R	05	-	

12089588