


Power Metal Strip® Resistors, Low Value (down to 0.001 Ω), Surface Mount



FEATURES

- Molded high temperature encapsulation
- Ideal for all types of current sensing, voltage division and pulse applications including switching and linear power supplies, instruments, power amplifiers
- Proprietary processing technique produces extremely low resistance values (down to 0.001 Ω)
- All welded construction
- Solid metal nickel-chrome or manganese-copper alloy resistive element with low TCR (< 20 ppm/°C)
- Solderable terminations
- Very low inductance 0.5 nH to 5 nH
- Excellent frequency response to 50 MHz
- Low thermal EMF (< 3 μV/°C)
- AEC-Q200 qualified ⁽¹⁾
- Material categorization: For definitions of compliance please see www.vishay.com/doc?99912



Notes

- * Lead (Pb)-containing terminations are not RoHS-compliant. Exemptions may apply.
- ⁽¹⁾ Flame retardance test may not be applicable to some resistor technologies.

STANDARD ELECTRICAL SPECIFICATIONS

GLOBAL MODEL	SIZE	POWER RATING $P_{70^{\circ}\text{C}}$ W	RESISTANCE VALUE RANGE Ω		WEIGHT (typical) g/1000 pieces
			Tol. ± 0.5 %	Tol. ± 1.0 %	
WSR2	4527	2.0	0.005 to 1.0	0.001 to 1.0	440
WSR3	4527	3.0 ⁽²⁾	0.005 to 0.2	0.001 to 0.2	440

Notes

- Part marking: DALE, model, value, tolerance, date code.
- ⁽²⁾ The WSR3 requires a minimum of 1050 sq. mil. circuit traces connecting to the recommended solder pad.

TECHNICAL SPECIFICATIONS

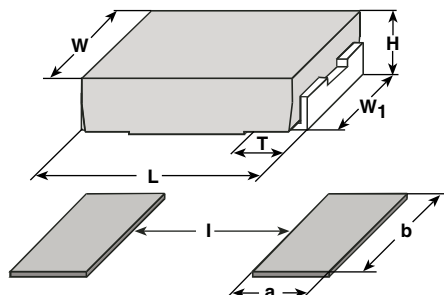
PARAMETER	UNIT	WSR2 AND WSR3 RESISTOR CHARACTERISTICS
Temperature coefficient	ppm/°C	± 75 for 0.010 Ω to 1.0 Ω; ± 110 for 0.005 Ω to 0.0099 Ω; ± 300 for 0.004 Ω to 0.0049 Ω; ± 450 for 0.003 Ω to 0.0039 Ω; ± 600 for 0.002 Ω to 0.0029 Ω; ± 750 for 0.001 Ω to 0.0019 Ω
Element TCR	ppm/°C	< 20
Dielectric withstanding voltage	V_{AC}	> 500
Insulation resistance	Ω	> 10 ⁹
Operating temperature range	°C	- 65 to + 275
Maximum working voltage	V	$(P \times R)^{1/2}$

GLOBAL PART NUMBER INFORMATION

Global Part Numbering example: WSR25L000FEA

W	S	R	2	5	L	0	0	0	F	E	A		
GLOBAL MODEL		VALUE		TOLERANCE CODE		PACKAGING CODE		SPECIAL					
WSR2 WSR3		L = mΩ* R = Decimal 5L000 = 0.005 Ω R0100 = 0.01 Ω * Use "L" for resistance values < 0.01 Ω		D = ± 0.5 % F = ± 1.0 % J = ± 5.0 %		EA = Lead (Pb)-free, tape/reel EK = Lead (Pb)-free, bulk TA = Tin/lead, tape/reel (R86) BA = Tin/lead, bulk (B43)		(Dash number) (Up to 2 digits) From 1 to 99 as applicable					
Historical Part Numbering example: WSR2 0.005 Ω 1 % EA													
WSR2		0.005 Ω		1 %		EA							
HISTORICAL MODEL		RESISTANCE VALUE		TOLERANCE CODE		PACKAGING CODE							

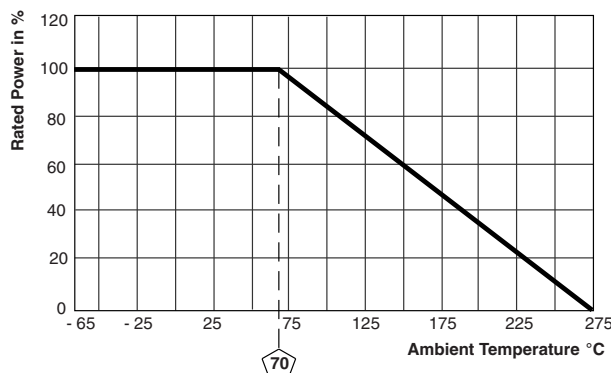
DIMENSIONS



MODEL	DIMENSIONS in inches (millimeters)				
	L	H	T	W	W ₁
WSR2	0.455 ± 0.032	0.095 ± 0.005	0.100 ± 0.010	0.275 ± 0.005	0.215 ± 0.005
WSR3	(11.56 ± 0.813)	(2.41 ± 0.127)	(2.54 ± 0.254)	(6.98 ± 0.127)	(5.46 ± 0.127)

MODEL	SOLDER PAD DIMENSIONS in inches (millimeters)		
	a	b	l
WSR2	0.155	0.230	0.205
WSR3	(3.94)	(5.84)	(5.21)

DERATING



PERFORMANCE

TEST	CONDITIONS OF TEST	TEST LIMITS	
		WSR2	WSR3
Thermal shock	- 55 °C to + 150 °C, 1000 cycles, 15 min at each extreme	± (0.5 % + 0.0005 Ω) ΔR	± (0.5 % + 0.0005 Ω) ΔR
Short time overload	WSR2: 5 x rated power for 5 s WSR3: 4 x rated power for 5 s	± (0.5 % + 0.0005 Ω) ΔR	± (2.0 % + 0.0005 Ω) ΔR
Low temperature storage	- 65 °C for 24 h	± (0.5 % + 0.0005 Ω) ΔR	± (0.5 % + 0.0005 Ω) ΔR
High temperature exposure	1000 h at + 275 °C	± (1.0 % + 0.0005 Ω) ΔR	± (1.0 % + 0.0005 Ω) ΔR
Bias humidity	+ 85 °C, 85 % RH, 10 % bias, 1000 h	± (0.5 % + 0.0005 Ω) ΔR	± (0.5 % + 0.0005 Ω) ΔR
Mechanical shock	100 g's for 6 ms, 5 pulses	± (0.5 % + 0.0005 Ω) ΔR	± (0.5 % + 0.0005 Ω) ΔR
Vibration	Frequency varied 10 Hz to 2000 Hz in 1 min, 3 directions, 12 h	± (0.5 % + 0.0005 Ω) ΔR	± (0.5 % + 0.0005 Ω) ΔR
Load life	1000 h at rated power, + 70 °C, 1.5 h "ON", 0.5 h "OFF"	± (1.0 % + 0.0005 Ω) ΔR	± (2.0 % + 0.0005 Ω) ΔR
Resistance to solder heat	+ 260 °C solder, 10 s to 12 s dwell, 25 mm/s emergence	± (0.5 % + 0.0005 Ω) ΔR	± (0.5 % + 0.0005 Ω) ΔR
Moisture resistance	MIL-STD-202, method 106, 0 % power, 7a and 7b not required	± (0.5 % + 0.0005 Ω) ΔR	± (0.5 % + 0.0005 Ω) ΔR

PACKAGING

MODEL	REEL			
	TAPE WIDTH	DIAMETER	PIECES/REEL	CODE
WSR2 and WSR3	24 mm/embossed plastic	330 mm/13"	1500	EA

Note

- Embossed Carrier Tape per EIA-481.



Disclaimer

ALL PRODUCT, PRODUCT SPECIFICATIONS AND DATA ARE SUBJECT TO CHANGE WITHOUT NOTICE TO IMPROVE RELIABILITY, FUNCTION OR DESIGN OR OTHERWISE.

Vishay Intertechnology, Inc., its affiliates, agents, and employees, and all persons acting on its or their behalf (collectively, "Vishay"), disclaim any and all liability for any errors, inaccuracies or incompleteness contained in any datasheet or in any other disclosure relating to any product.

Vishay makes no warranty, representation or guarantee regarding the suitability of the products for any particular purpose or the continuing production of any product. To the maximum extent permitted by applicable law, Vishay disclaims (i) any and all liability arising out of the application or use of any product, (ii) any and all liability, including without limitation special, consequential or incidental damages, and (iii) any and all implied warranties, including warranties of fitness for particular purpose, non-infringement and merchantability.

Statements regarding the suitability of products for certain types of applications are based on Vishay's knowledge of typical requirements that are often placed on Vishay products in generic applications. Such statements are not binding statements about the suitability of products for a particular application. It is the customer's responsibility to validate that a particular product with the properties described in the product specification is suitable for use in a particular application. Parameters provided in datasheets and/or specifications may vary in different applications and performance may vary over time. All operating parameters, including typical parameters, must be validated for each customer application by the customer's technical experts. Product specifications do not expand or otherwise modify Vishay's terms and conditions of purchase, including but not limited to the warranty expressed therein.

Except as expressly indicated in writing, Vishay products are not designed for use in medical, life-saving, or life-sustaining applications or for any other application in which the failure of the Vishay product could result in personal injury or death. Customers using or selling Vishay products not expressly indicated for use in such applications do so at their own risk. Please contact authorized Vishay personnel to obtain written terms and conditions regarding products designed for such applications.

No license, express or implied, by estoppel or otherwise, to any intellectual property rights is granted by this document or by any conduct of Vishay. Product names and markings noted herein may be trademarks of their respective owners.

Material Category Policy

Vishay Intertechnology, Inc. hereby certifies that all its products that are identified as RoHS-Compliant fulfill the definitions and restrictions defined under Directive 2011/65/EU of The European Parliament and of the Council of June 8, 2011 on the restriction of the use of certain hazardous substances in electrical and electronic equipment (EEE) - recast, unless otherwise specified as non-compliant.

Please note that some Vishay documentation may still make reference to RoHS Directive 2002/95/EC. We confirm that all the products identified as being compliant to Directive 2002/95/EC conform to Directive 2011/65/EU.

Vishay Intertechnology, Inc. hereby certifies that all its products that are identified as Halogen-Free follow Halogen-Free requirements as per JEDEC JS709A standards. Please note that some Vishay documentation may still make reference to the IEC 61249-2-21 definition. We confirm that all the products identified as being compliant to IEC 61249-2-21 conform to JEDEC JS709A standards.

Mouser Electronics

Authorized Distributor

Click to View Pricing, Inventory, Delivery & Lifecycle Information:

Vishay:

[WSR31L350JTA](#) [WSR2R7680FBA](#) [WSR2R0698FBA](#) [WSR2R0806FBA](#) [WSR2R1200FTA](#) [WSR2R1500FTA](#)
[WSR2R9100FBA](#) [WSR2R9400FBA](#) [WSR2R3900FTB](#) [WSR2R3300FBA](#) [WSR2R5600FBA](#) [WSR2R5200FBA](#)
[WSR2R7500FBA](#) [WSR2R0200FBA](#) [WSR2R0400FBA](#) [WSR2R0100FBA](#) [WSR2R0700FTB](#) [WSR2R0300FBA](#)
[WSR2R0600FBA](#) [WSR2R2800FBA](#) [WSR2R6800FBA](#) [WSR2R4700FBA](#) [WSR2R2500FBA](#) [WSR3R1000DBA](#)
[WSR2R5000DBA](#) [WSR2R0221FBA](#) [WSR2R0249FBA](#) [WSR3R0120FBA](#) [WSR2R0150FBA](#) [WSR28L000FBA](#)
[WSR25L000FBA](#) [WSR31L000FBA](#) [WSR26L000FBA](#) [WSR24L000FBA](#) [WSR22L000FTA](#) [WSR36L000FBA](#)
[WSR23L000FBA](#) [WSR21L000JTB](#) [WSR35L000FTB](#) [WSR33L000FBA](#) [WSR27L000FBA](#) [WSR3R0250FBA](#)
[WSR2R0250FBA](#) [WSR2R0610FBA](#) [WSR2R0660FBA](#) [WSR2R3650FBA](#) [WSR32L200JBA](#) [WSR31L500JBA](#)
[WSR2R4020FEB](#) [WSR2R5200FEB](#) [WSR2R0200FEB](#) [WSR2R0330FEB](#) [WSR2R0400FEB](#) [WSR2R0250FEB](#)
[WSR2R3900FEB](#) [WSR2R0125FEB](#) [WSR2R3650FEB](#) [WSR2R0700FEB](#) [WSR2R2210FEB](#) [WSR2R0150FEB](#)
[WSR3R0500FEB](#) [WSR3R1500FEA](#) [WSR2R0500FEB](#) [WSR2R7500FEB](#) [WSR2R1500FEB](#) [WSR35L000FEB](#)
[WSR21L000JEB](#) [WSR2R1820FEB](#) [WSR27L000FEB](#) [WSR25L000FEB](#) [WSR28L000FEB](#) [WSR5R0500DEK](#)
[WSR5R1000DEK](#) [WSR5R0200FBA](#) [WSR2R0250FEK](#) [WSR31L000JEA](#) [WSR2R0330FEA](#) [WSR27L500FEK](#)
[WSR2R0500DEA](#) [WSR23L000FEA](#) [WSR26L000FEA](#) [WSR2R0250FEA](#) [WSR2R0300FEK](#) [WSR2R0320FEA](#)
[WSR2R0499FEA](#) [WSR2R1500FEA](#) [WSR2R2000FEA](#) [WSR2R3000FEB](#) [WSR2R3300FEB](#) [WSR2R3900FEK](#)
[WSR2R4000FEA](#) [WSR2R5000FEA](#) [WSR31L000FEA](#) [WSR32L000FEA](#) [WSR33L000FEA](#) [WSR36L000FEB](#)
[WSR3R0120FEB](#) [WSR3R0150FEK](#) [WSR3R0200FEA](#) [WSR3R0300FEB](#)