

Bus system cable - SAC-2P-M12MSB/36,0-910/M12FSB - 1572993

Please be informed that the data shown in this PDF Document is generated from our Online Catalog. Please find the complete data in the user's documentation. Our General Terms of Use for Downloads are valid (<http://phoenixcontact.com/download>)



Bus system cable, INTERBUS, 2-position, PUR halogen-free, violet RAL 4001, shielded, Plug straight M12, coding: B, on Socket straight M12, coding: B, cable length: 36 m



Key Commercial Data

| | |
|--------------------------------------|-------------|
| Packing unit | 1 pc |
| Minimum order quantity | 50 pc |
| Weight per Piece (excluding packing) | 2,362.600 g |
| Custom tariff number | 85444290 |
| Country of origin | Poland |

Technical data

Dimensions

| | |
|-----------------|------|
| Length of cable | 36 m |
|-----------------|------|

Ambient conditions

| | |
|----------------------|------|
| Degree of protection | IP65 |
| | IP67 |
| | IP68 |

General

| | |
|-----------------------|-------------|
| Rated current at 40°C | 4 A |
| Rated voltage | 250 V |
| Number of positions | 2 |
| Insulation resistance | ≥ 100 MΩ |
| Coding | B - inverse |
| Status display | No |
| Overvoltage category | II |

Bus system cable - SAC-2P-M12MSB/36,0-910/M12FSB - 1572993

Technical data

General

| | |
|-----------------------------|-------|
| Degree of pollution | 3 |
| Insertion/withdrawal cycles | ≥ 100 |

Material

| | |
|--|---|
| Flammability rating according to UL 94 | V0 |
| Contact material | CuSn |
| Contact surface material | Ni/Au |
| Contact carrier material | PA 6.6 |
| Material of grip body | TPU, hardly inflammable, self-extinguishing |
| Material, knurls | Zinc die-cast, nickel-plated |
| Sealing material | NBR |

Standards and Regulations

| | |
|--|----|
| Flammability rating according to UL 94 | V0 |
|--|----|

Cable

| | |
|---|--|
| Cable type | PROFIBUS |
| Cable type (abbreviation) | 910 |
| UL AWM style | 21198 (80°C/300 V) |
| Cable structure | 1x2xAWG24/19 |
| Conductor cross section | 2x 0.25 mm ² (Signal line) |
| AWG signal line | 24 |
| Conductor structure signal line | 19x 0.13 mm |
| Core diameter including insulation | 2.55 mm ±0.07 mm |
| Wire colors | Red, green |
| Overall twist | 2 cores with 2 fillers to the core |
| Shielding | Plastic-coated aluminum foil, tinned copper braided shield |
| Optical shield covering | 85 % |
| External sheath, color | violet RAL 4001 |
| External cable diameter D | 7.8 mm ±0.2 mm |
| Smallest bending radius, fixed installation | 40 mm |
| Smallest bending radius, movable installation | 65 mm |
| Number of bending cycles | 4000000 |
| Bending radius | 65 mm |
| Traversing path | 4.5 m |
| Traversing rate | 3 m/s |
| Acceleration | 3 m/s ² |
| Number of bending cycles | 5000000 |
| Bending radius | 80 mm |

Bus system cable - SAC-2P-M12MSB/36,0-910/M12FSB - 1572993

Technical data

Cable

| | |
|---------------------------------|---|
| Traversing path | 4.5 m |
| Traversing rate | 3 m/s |
| Acceleration | 3 m/s ² |
| Cable weight | 90 kg/km |
| Outer sheath, material | PUR |
| Material, filler | PP |
| Material conductor insulation | Foam-Skin PP |
| Conductor material | Tin-plated Cu litz wires |
| Insulation resistance | ≥ 5 GΩ*km |
| Conductor resistance | ≤ 78.6 Ω/km |
| Cable capacity | nom. 30 pF/m |
| Wave impedance | 150 Ω ±10 % (3 MHz ... 20 MHz) |
| Attenuation | ≤ 0.049 dB/m (at 16 MHz) |
| Nominal voltage, cable | 30 V |
| Test voltage Core/Core | 1500 V (50 Hz, 1 min.) |
| Test voltage Core/Shield | 1500 V (50 Hz, 1 min.) |
| Flame resistance | UL 1581, Sec. 1060 (FT-1) |
| | IEC 60332-1-2 |
| Halogen-free | in accordance with DIN VDE 0472 part 815 |
| | according to IEC 60754-1 |
| Other resistance | Low adhesion |
| Ambient temperature (operation) | -40 °C ... 80 °C (cable, fixed installation) |
| | -30 °C ... 80 °C (cable, flexible installation) |
| | ≤ 70 °C (cable, drag chain applications) |

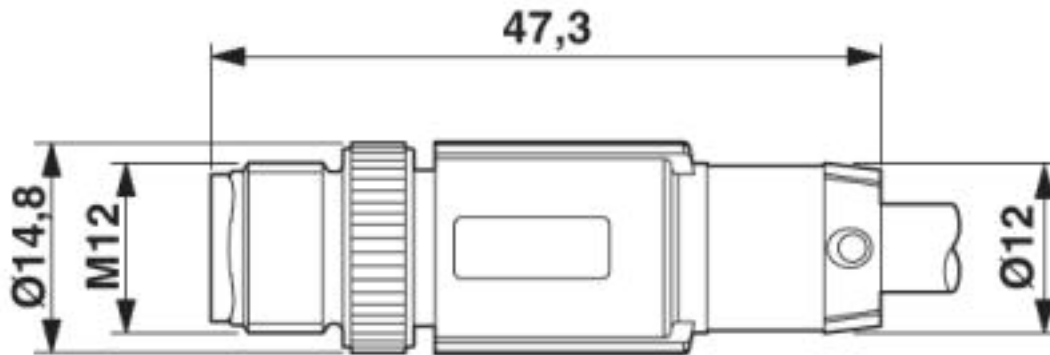
Environmental Product Compliance

| | |
|------------|---|
| China RoHS | Environmentally Friendly Use Period = 50 years |
| | For details about hazardous substances go to tab "Downloads", Category "Manufacturer's declaration" |

Drawings

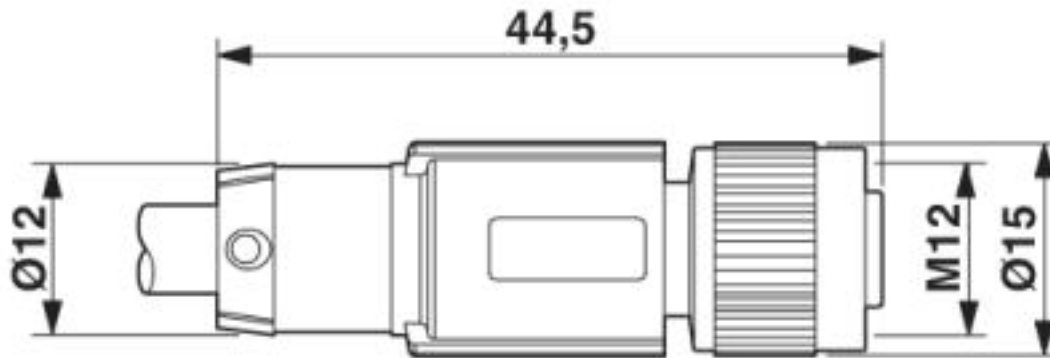
Bus system cable - SAC-2P-M12MSB/36,0-910/M12FSB - 1572993

Dimensional drawing



Plug, M12 x 1, straight, shielded

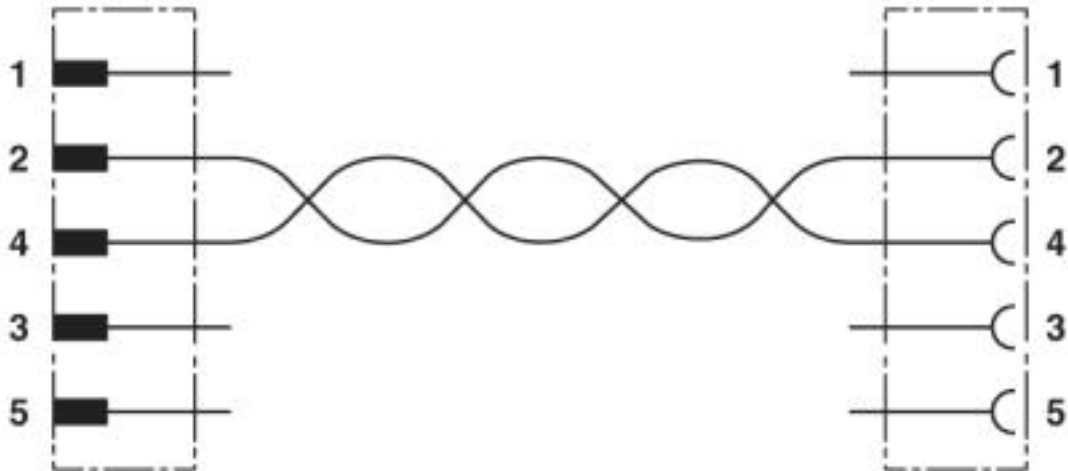
Dimensional drawing



M12 x 1 socket, straight, shielded

Bus system cable - SAC-2P-M12MSB/36,0-910/M12FSB - 1572993

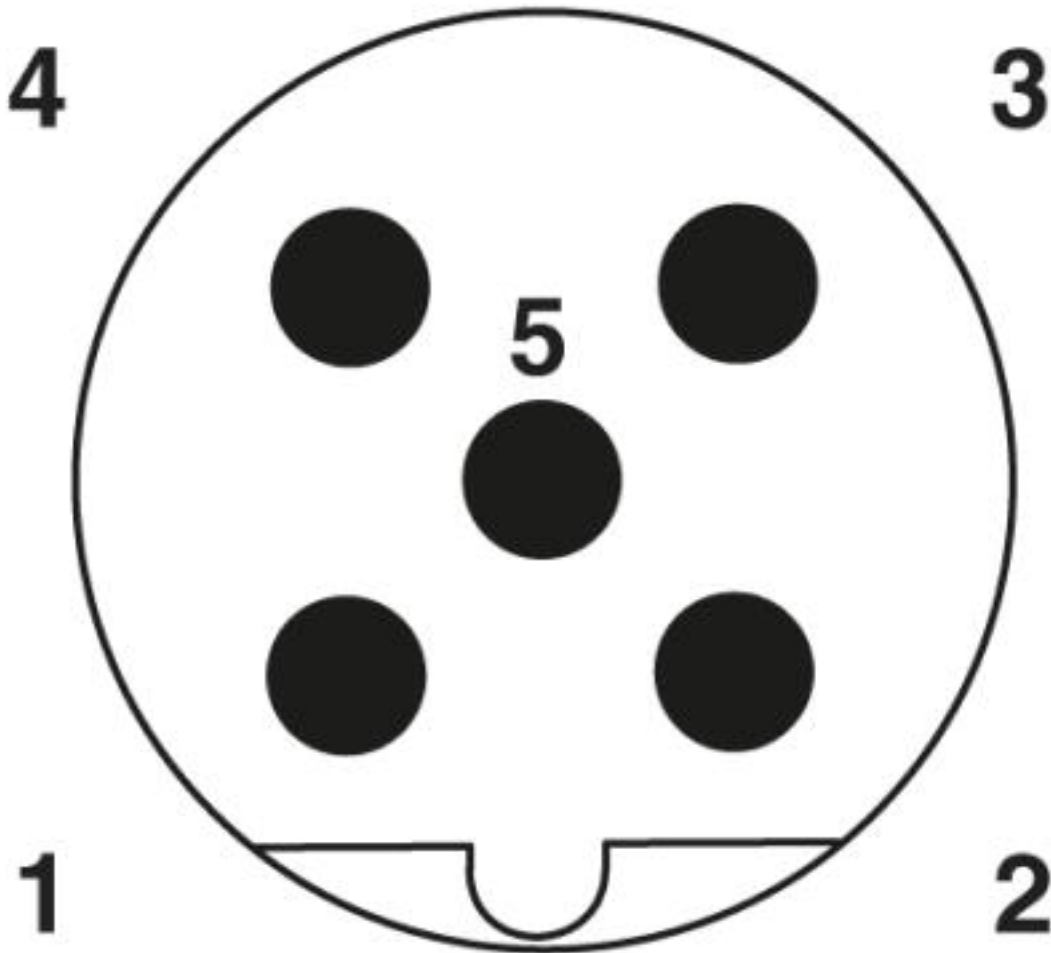
Circuit diagram



Contact assignment of the M12 connector and the M12 socket

Bus system cable - SAC-2P-M12MSB/36,0-910/M12FSB - 1572993

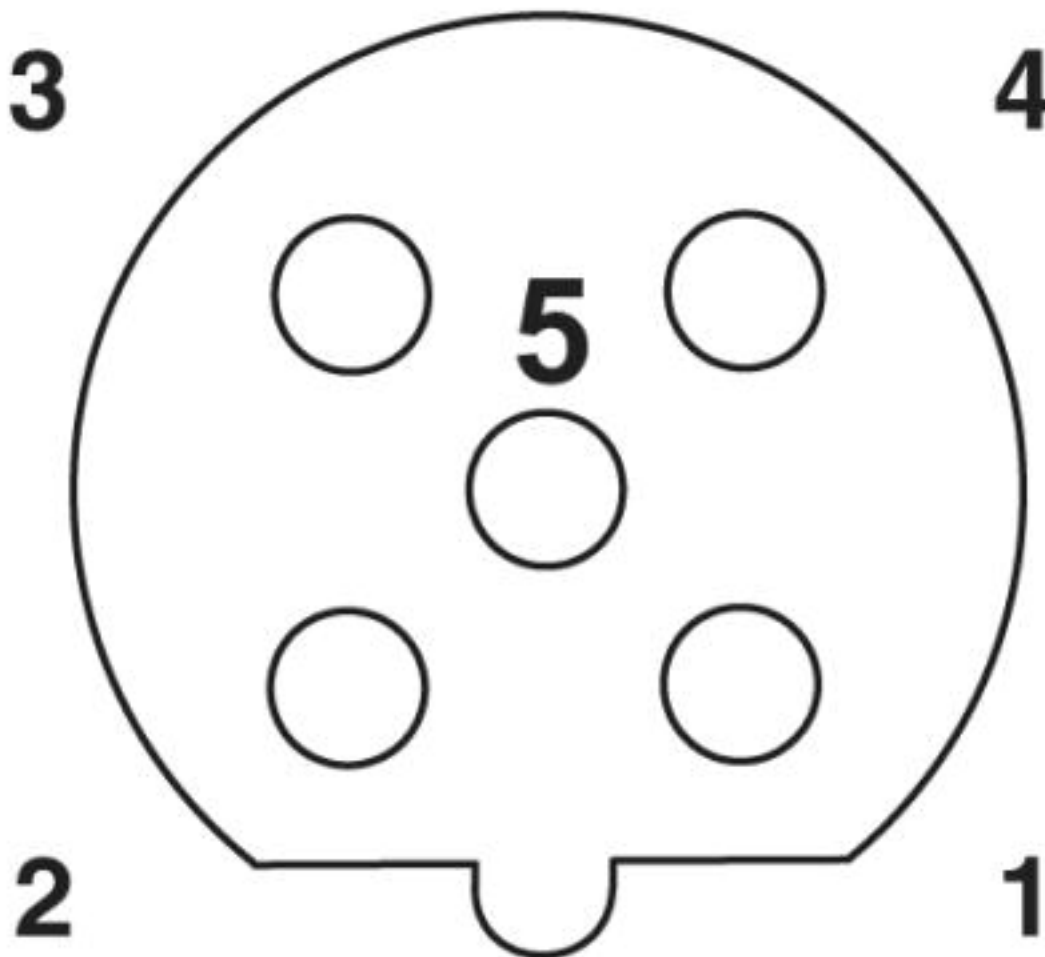
Schematic diagram



Pin assignment M12 male connector, 5-pos., B-coded, male side

Bus system cable - SAC-2P-M12MSB/36,0-910/M12FSB - 1572993


Schematic diagram



Pin assignment M12 socket, 5-pos., B-coded, female side

Bus system cable - SAC-2P-M12MSB/36,0-910/M12FSB - 1572993

Cable cross section



PROFIBUS [910]

Classifications

eCl@ss

| | |
|------------|----------|
| eCl@ss 4.0 | 27060306 |
| eCl@ss 4.1 | 27060306 |
| eCl@ss 5.0 | 27061801 |
| eCl@ss 5.1 | 27061801 |
| eCl@ss 6.0 | 27061801 |
| eCl@ss 8.0 | 27279218 |
| eCl@ss 9.0 | 27060311 |

Bus system cable - SAC-2P-M12MSB/36,0-910/M12FSB - 1572993

Classifications

ETIM

| | |
|----------|----------|
| ETIM 3.0 | EC001855 |
| ETIM 4.0 | EC001855 |
| ETIM 5.0 | EC001855 |

UNSPSC

| | |
|---------------|----------|
| UNSPSC 6.01 | 31251501 |
| UNSPSC 7.0901 | 31251501 |
| UNSPSC 11 | 31251501 |
| UNSPSC 12.01 | 31251501 |
| UNSPSC 13.2 | 31251501 |