


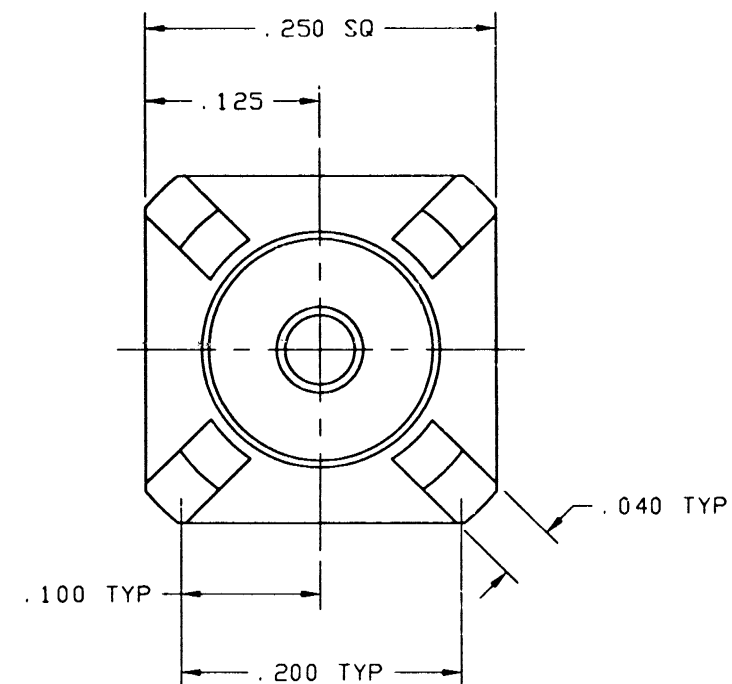
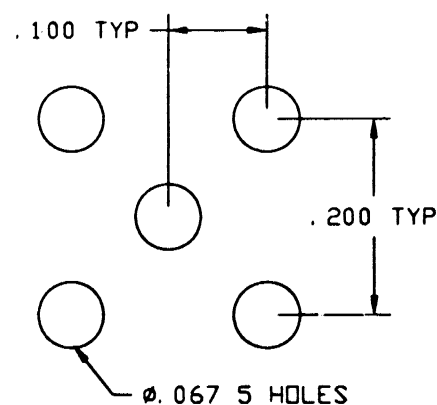
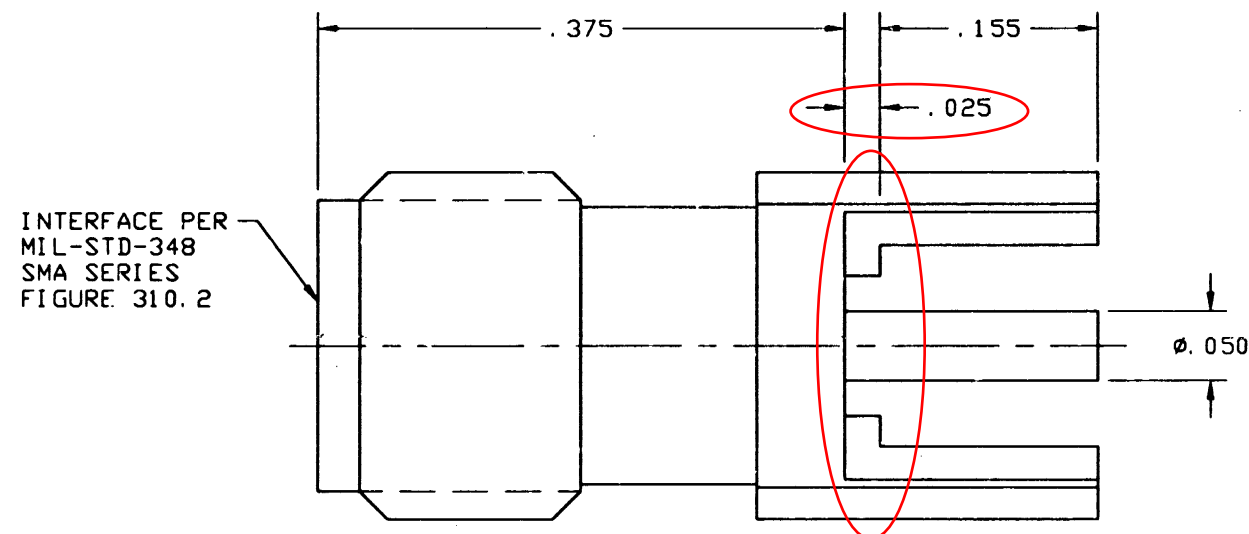
NOTES:

- DO NOT SCALE THIS DRAWING.
- MATERIAL AND FINISH:
BODY: STAINLESS STEEL, GOLD PLATED
CONTACT: BERYLLIUM COPPER, GOLD PLATED
INSULATOR: TFE FLUOROCARBON

901-144-10

REVISIONS

DRAWING NO.	REV	DESCRIPTION	DATE	ECO	APPR
THIRD ANGLE PROJ. 	A	OFFICIAL ENG. RELEASE TO MFG.	2/11/98	42342	PB/



CUSTOMER DRAWING

UNLESS OTHERWISE SPECIFIED, DIMENSIONS ARE IN INCHES AND TOLERANCES ARE:
2 PLACE DECIMAL 3 PLACE DECIMAL ANGLES
±.015 (0.381 mm) ±.005 (0.127 mm) ± 1°

NOTICE - These drawings, specifications, or other data (1) are, and remain the property of Amphenol Corp. (2) must be returned upon request; and (3) are confidential and not to be disclosed to any person other than those to whom they are given by Amphenol Corp. The furnishing of these drawings, specifications, or other data by Amphenol Corp., or to any other person to anyone for any purpose is not to be regarded by implication or otherwise in any manner licensing, granting rights or permitting such holder or any other person to manufacture, use or sell any product, process or design patented or otherwise, that may in any way be related to or disclosed by said drawings, specifications, or other data.

MATERIAL

REFERENCE

EAR 102-966866 0

DRAWN

P. BRENZEL

DATE

6 FEB 98


ENGINEER

P. BRENZEL

DATE

6 FEB 98

APPROVED



DATE

2/11/98

TITLE

SMA JACK
PC MOUNT

Amphenol

Amphenol Corporation
RF/Microwave Operations
Danbury, Conn. U.S.A. 06810

SCALE: 8:1

SHEET 2 OF 2

CAD FILE

H:\PETE\SMA\901\ASSY\0144010C

CODE ID

74868

DWG SIZE

B

DRAWING NO.

901-144-10

ISSUE

A