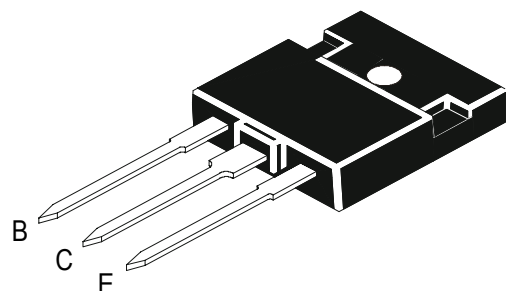


POWER TRANSISTORS



CSA1301F PNP
CSC3280F NPN

**TO- 3P Fully Isolated
Plastic Package**

Power Amplifier Applications.

ABSOLUTE MAXIMUM RATINGS (Ta=25°C unless specified otherwise)

DESCRIPTION	SYMBOL	VALUE	UNIT
Collector -Base Voltage	V_{CBO}	160	V
Collector -Emitter Voltage	V_{CEO}	160	V
Emitter Base Voltage	V_{EBO}	5.0	V
Collector Current	I_C	12	A
Base Current	I_B	1.2	A
Total Power Dissipation up to Tc=25 °C	P_{tot}	90	W
Junction Temperature	T_j	150	°C
Storage Temperature	T_{stg}	- 55 to +150	°C

ELECTRICAL CHARACTERISTICS (Ta=25°C unless specified otherwise)

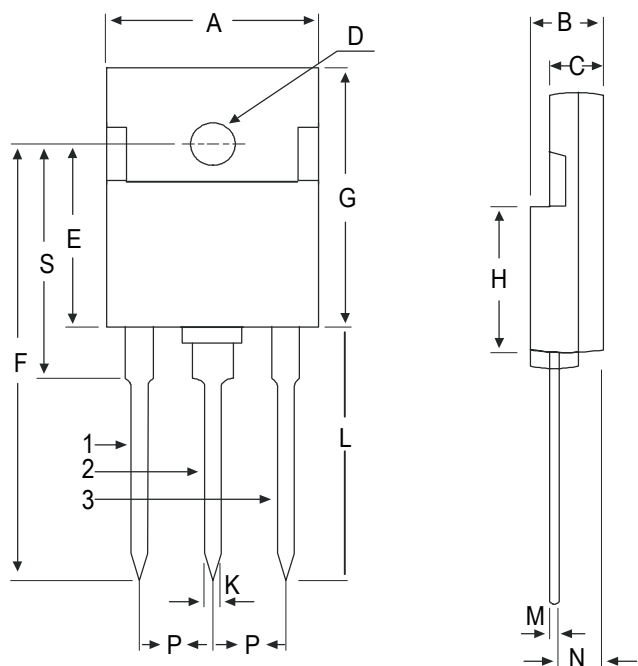
DESCRIPTION	SYMBOL	TEST CONDITION	MIN	TYP	MAX	UNIT
Collector Cut off Current	I_{CBO}	$V_{CB}=160V, I_E=0$			5.0	μA
Emitter Cut off Current	I_{EBO}	$V_{EB}=5V, I_C=0$			5.0	μA
Collector -Emitter Voltage	V_{CEO}	$I_C=50mA, I_B=0$	160			V
Collector -Emitter Saturation Voltage	$V_{CE(sat)}$	$I_C=0.8A, I_B=0.8A$ CSA1301F CSC3280F			2.8 2.0	V
Base Emitter on Voltage	$V_{BE(on)}$	$I_C=6A, V_{CE}=5V$			1.5	V
DC Current Gain	h_{FE}	$I_C=1A, V_{CE}=5V^*$ $I_C=6A, V_{CE}=5V$	55 28		200	
Collector Output Capacitance	C_{ob}	$I_E=0, V_{CB}=10V, f=1MHz$ CSA1301F CSC3280F		480 220		pF
Transition Frequency	f_T	$I_C=1A, V_{CE}=5V$		30		MHz

* h_{FE} Classification	R : 55 - 110 ;	O : 80 - 200	
---------------------------	----------------	--------------	--

CSA1301F PNP
CSC3280F NPN

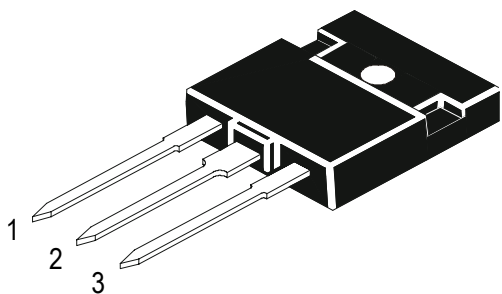
TO- 3P Fully Isolated
Plastic Package

TO-3P (TO-218) Plastic Package



DIM	MIN	MAX
A	15.80	16.40
B	5.20	5.70
C	3.80	4.20
D	Ø 3.30	Ø 3.60
E	14.50	15.10
F	33.25	36.75
G	20.75	21.25
H	11.50	12.25
K	1.00	1.30
L	18.75	21.65
M	0.40	0.60
N	3.15	3.45
P	5.21	5.72
S	18.75	19.25

All diminsions in mm.



Pin Configuration

- 1. Base
- 2. Collector
- 3. Emitter

Packing Detail

PACKAGE	STANDARD PACK		INNER CARTON BOX		OUTER CARTON BOX		
	Details	Net Weight/Qty	Size	Qty	Size	Qty	Gr Wt
TO-3P	100 pcs/polybag	628 gm/100 pcs	3" x 7.5" x 7.5"	0.3K	17" x 15" x 13.5"	4.8K	42 kgs

Disclaimer

The product information and the selection guides facilitate selection of the CDIL's Discrete Semiconductor Device(s) best suited for application in your product(s) as per your requirement. It is recommended that you completely review our Data Sheet(s) so as to confirm that the Device(s) meet functionality parameters for your application. The information furnished in the Data Sheet and on the CDIL Web Site/CD is believed to be accurate and reliable. CDIL however, does not assume responsibility for inaccuracies or incomplete information. Furthermore, CDIL does not assume liability whatsoever, arising out of the application or use of any CDIL product; neither does it convey any license under its patent rights nor rights of others. These products are not designed for use in life saving/support appliances or systems. CDIL customers selling these products (either as individual Discrete Semiconductor Devices or incorporated in their end products), in any life saving/support appliances or systems or applications do so at their own risk and CDIL will not be responsible for any damages resulting from such sale(s).

CDIL strives for continuous improvement and reserves the right to change the specifications of its products without prior notice.



CDIL is a registered Trademark of

Continental Device India Limited

C-120 Naraina Industrial Area, New Delhi 110 028, India.

Telephone + 91-11-579 6150 Fax + 91-11-579 9569, 579 5290

e-mail sales@cdil.com www.cdil.com