THIS DRAWING IS UNPUBLISHED. RELEASED FOR PUBLICATION -,- .
© COPYRIGHT - BY TYCO ELECTRONICS CORPORATION. ALL RIGHTS RESERVED.

LOC	DIST
AD	00

REVISIONS

P	LTR	DESCRIPTION	DATE	DWN	APVD
	B	ECO-07-021398	10OCT2007	RB	MM

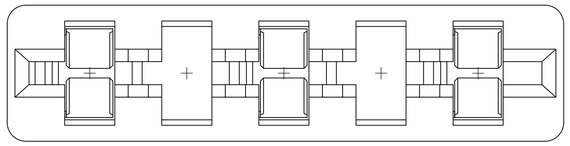

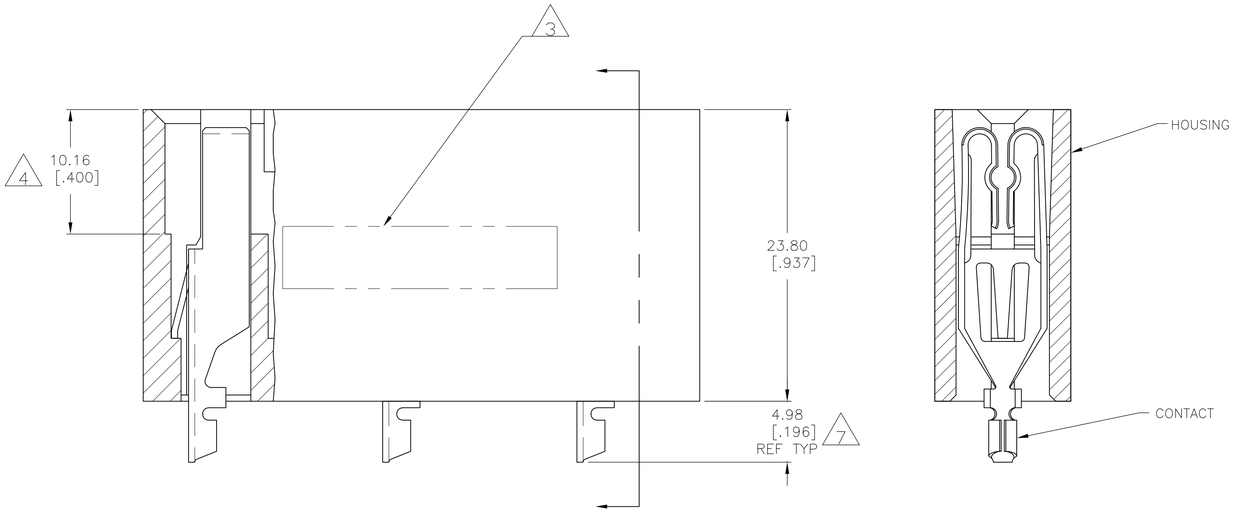

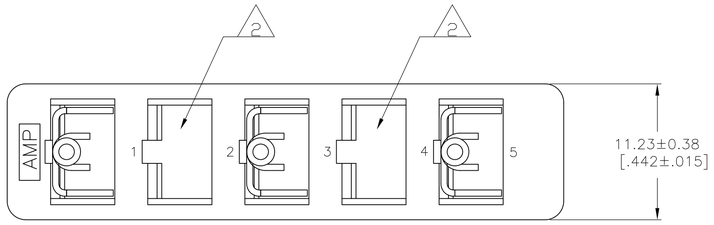

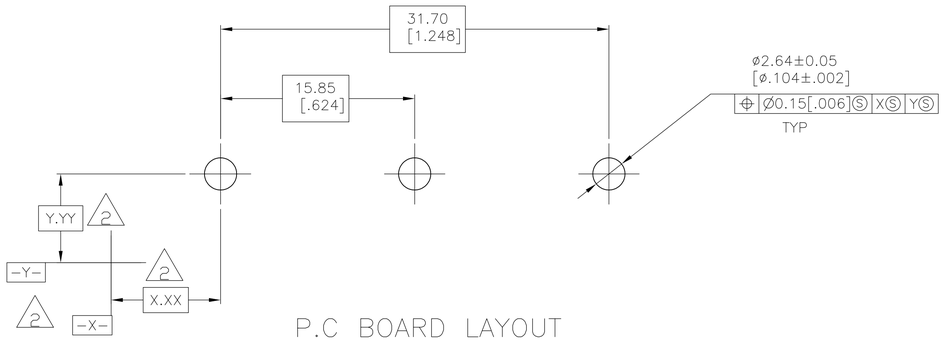

P.C BOARD LAYOUT

1. INSERT A 1.57[.062] THICK DUMMY PC BOARD INTO CARD SLOT DURING SOLDERING PROCESS.

2. DATUMS AND DIMENSIONS ARE ESTABLISHED BY CUSTOMER.

3. PART NUMBER AND DATE CODE(OPTIONAL), LOCATED APPROXIMATELY AS SHOWN.

4. .400 DIMENSION REFERENCES CARD SLOT DEPTH.

5. HOUSING-GLASS FILLED POLYSTER, WHITE.
CONTACTS-ALLOY CDA-195.

6. CONTACTS-3.81µm[.000150] MIN TIN-LEAD OVER 0.76µm[.000030] MIN NICKEL.

7. PIN LENGTH RECOMMENDED FOR USE WITH 3.18±0.51[.125±.020] THICK PRINTED CIRCUIT BOARD.

8. CONTACTS-3.81µm[.000150] MIN MATTE TIN OVER 0.76µm[.000030] MIN NICKEL.

8	
	5-145339-1
	145339-1
	PART NO.

THIS DRAWING IS A CONTROLLED DOCUMENT.

DIMENSIONS: mm [INCHES]

TOLERANCES UNLESS OTHERWISE SPECIFIED:
0 PLC ± -
1 PLC ± -
2 PLC ± 0.13[.005]
3 PLC ± -
4 PLC ± -
ANGLES ± -

MATERIAL 5
FINISH 6

DWN M.MORRIS 25SEPT98
CHK C.REIFSNYDER 25SEPT98
APVD C.REIFSNYDER 25SEPT98
PRODUCT SPEC 108-9045
APPLICATION SPEC 114-9005
WEIGHT -

Tyco Electronics
Tyco Electronics Corporation
Harrisburg, Pa 17105-3608

NAME
CONNECTOR ASSY, 5 POSITION, SELECTIVELY LOADED, HIGH CURRENT
-

SIZE	CAGE CODE	DRAWING NO	RESTRICTED TO
A1	00779	C-145339	-

CUSTOMER DRAWING | SCALE 4:1 | SHEET 1 OF 1 | REV B