

2SC5624

Silicon NPN Epitaxial High Frequency Low Noise Amplifier

REJ03G0129-0300

Rev.3.00

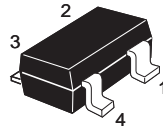
Feb.21.2005

Features

- High gain bandwidth product
 $f_T = 28 \text{ GHz typ.}$
- High power gain and low noise figure;
 $PG = 18 \text{ dB typ.}, NF = 1.2 \text{ dB typ. at } f = 1.8 \text{ GHz}$

Outline

RENESAS Package code: PTSP0004ZA-A
(Package name: CMPAK-4)



1. Emitter
2. Collector
3. Emitter
4. Base

Note: Marking is "VH-".

Absolute Maximum Ratings

($T_a = 25^\circ\text{C}$)

Item	Symbol	Ratings	Unit
Collector to base voltage	V_{CBO}	10	V
Collector to emitter voltage	V_{CEO}	3.5	V
Emitter to base voltage	V_{EBO}	0.8	V
Collector current	I_C	35	mA
Collector power dissipation	P_C	100	mW
Junction temperature	T_j	150	$^\circ\text{C}$
Storage temperature	T_{stg}	-55 to +150	$^\circ\text{C}$

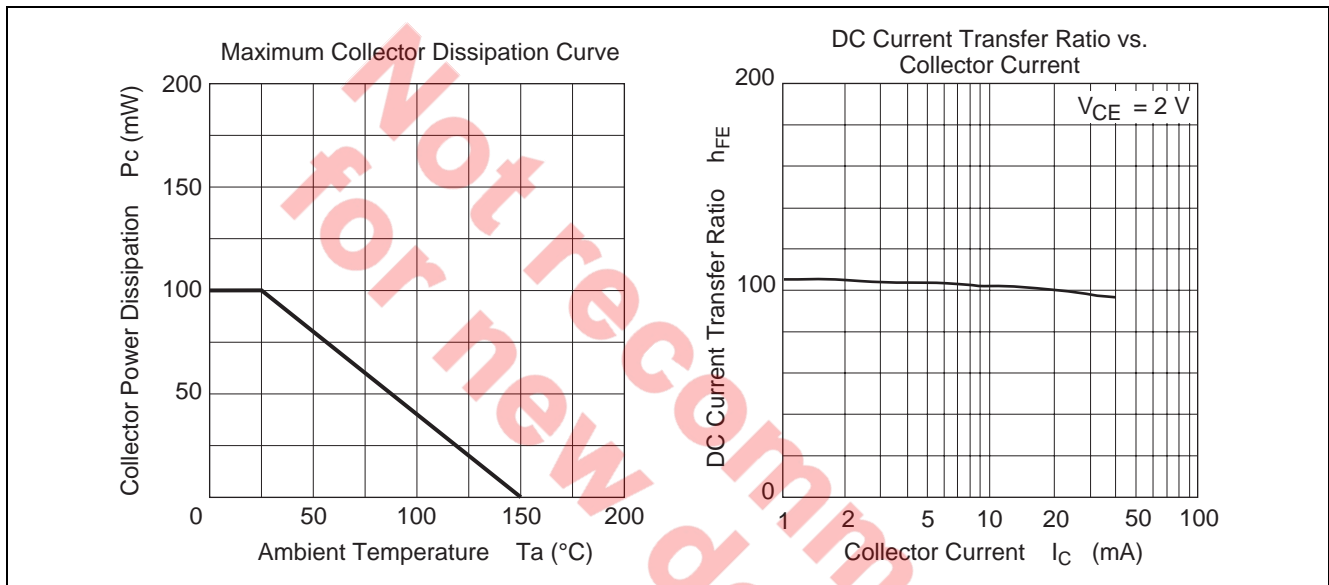
Note: Value on PCB (40 x 40 x 1.0mm)

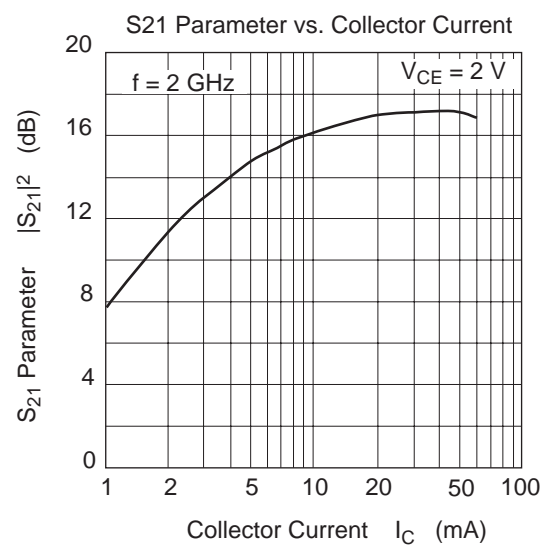
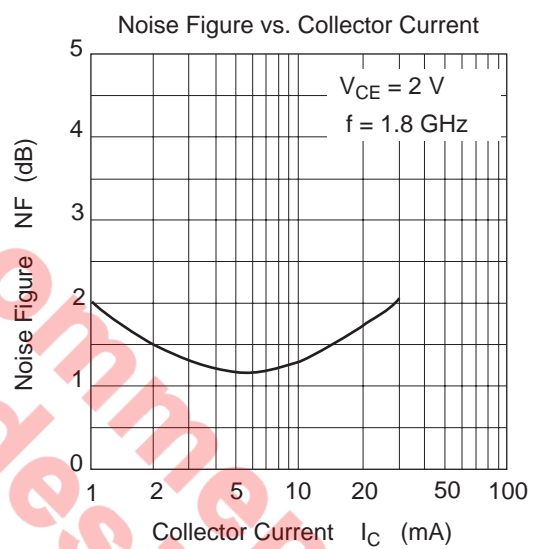
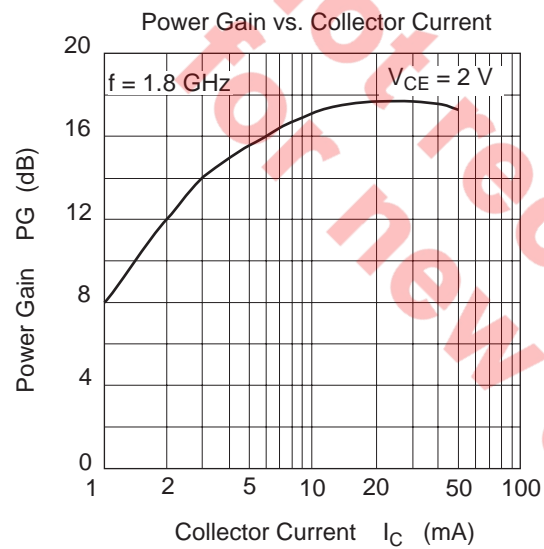
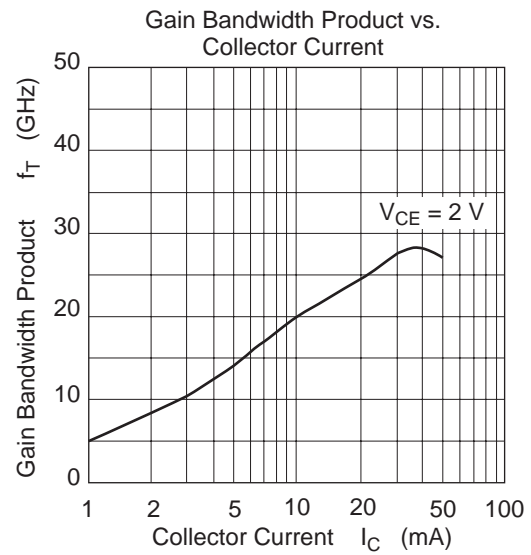
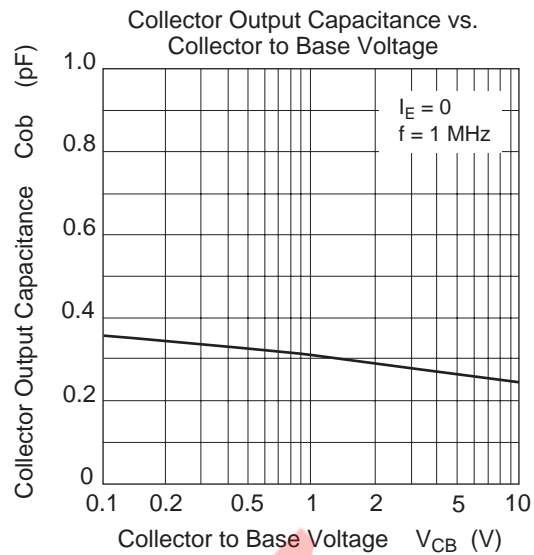
Electrical Characteristics

(Ta = 25°C)

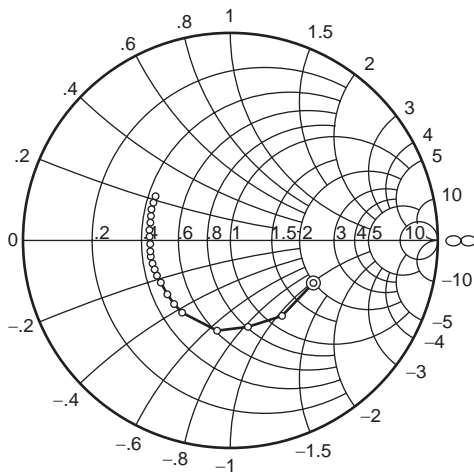
Item	Symbol	Min	Typ	Max	Unit	Test Conditions
Collector cutoff current	I_{CBO}	—	—	1	μA	$V_{CB} = 8 V, I_E = 0$
Collector cutoff current	I_{CEO}	—	—	1	μA	$V_{CE} = 3 V, R_{BE} = \infty$
Emitter cutoff current	I_{EBO}	—	—	10	μA	$V_{EB} = 0.8 V, I_C = 0$
DC current transfer ratio	h_{FE}	80	120	160		$V_{CE} = 2 V, I_C = 20 mA$
Collector output capacitance	C_{ob}	—	0.3	0.6	pF	$V_{CB} = 2 V, I_E = 0, f = 1 MHz$
Gain bandwidth product	f_T	25	28	—	GHz	$V_{CE} = 2 V, I_C = 30 mA, f = 2 GHz$
Power gain	PG	14	18	—	dB	$V_{CE} = 2 V, I_C = 30 mA, f = 1.8 GHz$
Noise figure	NF	—	1.2	1.6	dB	$V_{CE} = 2 V, I_C = 5 mA, f = 1.8 GHz$

Main Characteristics





S11 Parameter vs. Frequency

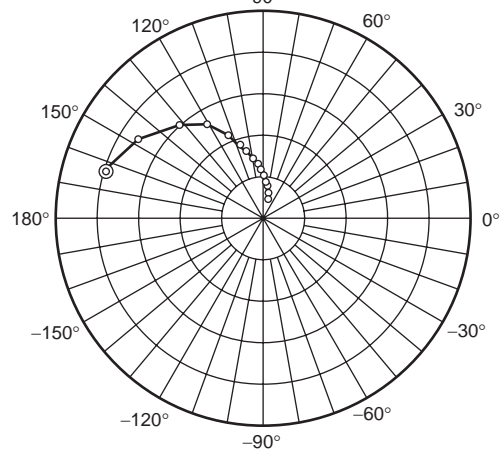
Condition ; $V_{CE} = 2\text{ V}$, $I_C = 30\text{ mA}$

100 to 3000 MHz (100 MHz step)



S21 Parameter vs. Frequency

Scale: 12 / div.

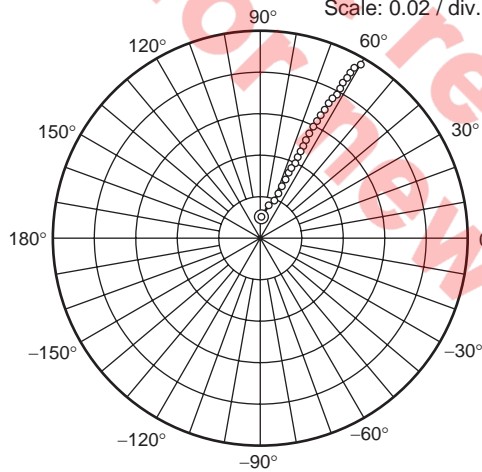
Condition ; $V_{CE} = 2\text{ V}$, $I_C = 30\text{ mA}$

100 to 3000 MHz (100 MHz step)



S12 Parameter vs. Frequency

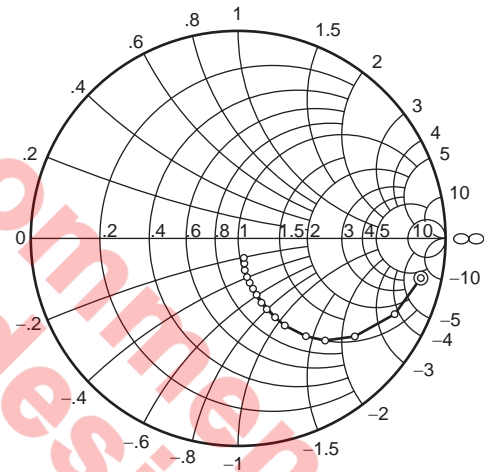
Scale: 0.02 / div.

Condition ; $V_{CE} = 2\text{ V}$, $I_C = 30\text{ mA}$

100 to 3000 MHz (100 MHz step)



S22 Parameter vs. Frequency

Condition ; $V_{CE} = 2\text{ V}$, $I_C = 30\text{ mA}$

100 to 3000 MHz (100 MHz step)

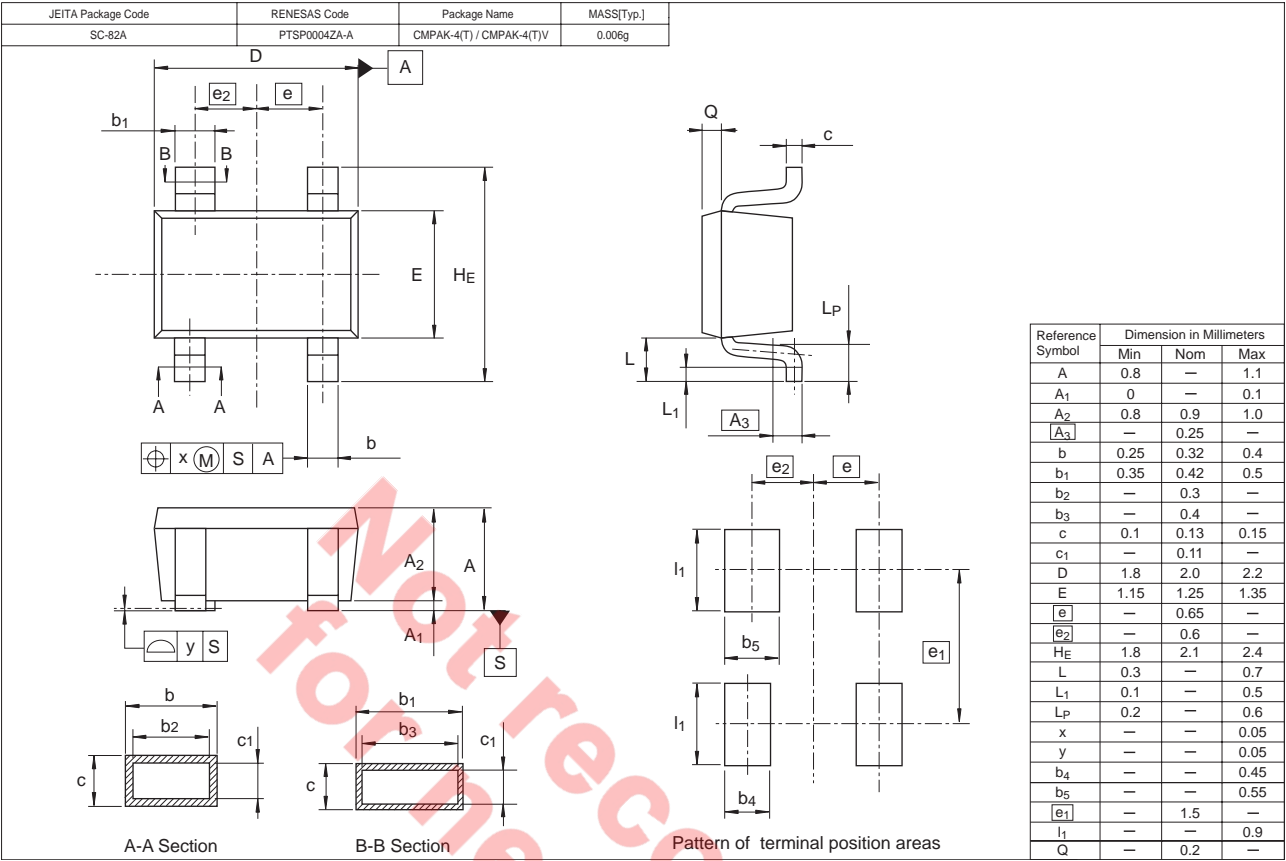


S Parameter

(V_{CE} = 2 V, I_C = 30 mA, Z_o = 50 Ω)

f (MHz)	S11		S21		S12		S22	
	MAG	ANG	MAG	ANG	MAG	ANG	MAG	ANG
100	0.445	-27.3	46.66	163.5	0.0055	83.8	0.904	-12.9
200	0.447	-54.4	42.27	147.1	0.0115	78.6	0.846	-26.8
300	0.439	-78.7	36.16	133.0	0.0165	73.6	0.750	-39.3
400	0.432	-98.8	30.59	122.2	0.0207	68.8	0.650	-48.8
500	0.424	-112.8	25.84	114.5	0.0246	67.1	0.561	-55.9
600	0.414	-124.3	22.15	108.9	0.0277	66.1	0.487	-61.4
700	0.407	-133.4	19.22	104.4	0.0307	65.0	0.426	-65.3
800	0.398	-141.5	16.94	100.8	0.0335	65.3	0.376	-68.6
900	0.390	-147.9	15.05	97.7	0.0372	64.4	0.335	-70.7
1000	0.386	-154.1	13.63	95.3	0.0398	65.1	0.301	-72.5
1100	0.381	-159.0	12.45	93.3	0.0420	65.2	0.273	-73.7
1200	0.377	-164.0	11.48	91.3	0.0452	65.0	0.250	-74.5
1300	0.371	-167.8	10.60	89.6	0.0480	64.5	0.229	-74.9
1400	0.370	-171.8	9.84	87.7	0.0509	64.7	0.213	-75.1
1500	0.367	-175.7	9.23	86.1	0.0535	64.3	0.197	-75.2
1600	0.368	-178.8	8.66	84.7	0.0567	64.1	0.186	-74.7
1700	0.370	-178.0	8.16	83.4	0.0595	64.4	0.173	-74.7
1800	0.360	-174.7	7.72	82.2	0.0623	64.3	0.164	-74.0
1900	0.365	-172.0	7.33	80.8	0.0651	64.0	0.156	-73.6
2000	0.365	-168.9	6.95	79.4	0.0682	63.8	0.148	-72.7
2100	0.362	-166.8	6.66	78.2	0.0709	63.1	0.142	-72.0
2200	0.372	-164.1	6.35	77.0	0.0737	63.0	0.135	-71.3
2300	0.370	-160.9	6.08	75.6	0.0764	62.3	0.130	-70.8
2400	0.372	-159.0	5.86	74.6	0.0795	62.3	0.125	-69.9
2500	0.378	-156.6	5.64	73.5	0.0824	62.0	0.121	-68.7
2600	0.370	-154.5	5.42	72.3	0.0848	61.6	0.117	-68.5
2700	0.382	-152.2	5.24	71.3	0.0874	61.7	0.113	-67.1
2800	0.388	-150.7	5.03	70.3	0.0906	60.7	0.109	-66.8
2900	0.387	-147.6	4.86	69.0	0.0928	61.0	0.105	-65.7
3000	0.388	-146.9	4.72	67.9	0.0964	59.7	0.102	-65.5

Package Dimensions



Ordering Information

Part Name	Quantity	Shipping Container
2SC5624VH-TL-E	3000 pcs.	φ178 Reel, 8 mm Taping

Note: Therefore especially small contact area of terminal, miss contact may occur if inadequate soldering condition is applied.

Contact Renesas sales office for any question regarding recommended soldering condition of Renesas.

Renesas Technology Corp. Sales Strategic Planning Div. Nippon Bldg., 2-6-2, Ohte-machi, Chiyoda-ku, Tokyo 100-0004, Japan

Keep safety first in your circuit designs!

1. Renesas Technology Corp. puts the maximum effort into making semiconductor products better and more reliable, but there is always the possibility that trouble may occur with them. Trouble with semiconductors may lead to personal injury, fire or property damage.
Remember to give due consideration to safety when making your circuit designs, with appropriate measures such as (i) placement of substitutive, auxiliary circuits, (ii) use of nonflammable material or (iii) prevention against any malfunction or mishap.

Notes regarding these materials

1. These materials are intended as a reference to assist our customers in the selection of the Renesas Technology Corp. product best suited to the customer's application; they do not convey any license under any intellectual property rights, or any other rights, belonging to Renesas Technology Corp. or a third party.
2. Renesas Technology Corp. assumes no responsibility for any damage, or infringement of any third-party's rights, originating in the use of any product data, diagrams, charts, programs, algorithms, or circuit application examples contained in these materials.
3. All information contained in these materials, including product data, diagrams, charts, programs and algorithms represents information on products at the time of publication of these materials, and are subject to change by Renesas Technology Corp. without notice due to product improvements or other reasons. It is therefore recommended that customers contact Renesas Technology Corp. or an authorized Renesas Technology Corp. product distributor for the latest product information before purchasing a product listed herein.
The information described here may contain technical inaccuracies or typographical errors.
Renesas Technology Corp. assumes no responsibility for any damage, liability, or other loss rising from these inaccuracies or errors.
Please also pay attention to information published by Renesas Technology Corp. by various means, including the Renesas Technology Corp. Semiconductor home page (<http://www.renesas.com>).
4. When using any or all of the information contained in these materials, including product data, diagrams, charts, programs, and algorithms, please be sure to evaluate all information as a total system before making a final decision on the applicability of the information and products. Renesas Technology Corp. assumes no responsibility for any damage, liability or other loss resulting from the information contained herein.
5. Renesas Technology Corp. semiconductors are not designed or manufactured for use in a device or system that is used under circumstances in which human life is potentially at stake. Please contact Renesas Technology Corp. or an authorized Renesas Technology Corp. product distributor when considering the use of a product contained herein for any specific purposes, such as apparatus or systems for transportation, vehicular, medical, aerospace, nuclear, or undersea repeater use.
6. The prior written approval of Renesas Technology Corp. is necessary to reprint or reproduce in whole or in part these materials.
7. If these products or technologies are subject to the Japanese export control restrictions, they must be exported under a license from the Japanese government and cannot be imported into a country other than the approved destination.
Any diversion or reexport contrary to the export control laws and regulations of Japan and/or the country of destination is prohibited.
8. Please contact Renesas Technology Corp. for further details on these materials or the products contained therein.



RENESAS SALES OFFICES

<http://www.renesas.com>

Refer to "<http://www.renesas.com/en/network>" for the latest and detailed information.

Renesas Technology America, Inc.

450 Holger Way, San Jose, CA 95134-1368, U.S.A
Tel: <1> (408) 382-7500, Fax: <1> (408) 382-7501

Renesas Technology Europe Limited

Dukes Meadow, Millboard Road, Bourne End, Buckinghamshire, SL8 5FH, U.K.
Tel: <44> (1628) 585-100, Fax: <44> (1628) 585-900

Renesas Technology Hong Kong Ltd.

7th Floor, North Tower, World Finance Centre, Harbour City, 1 Canton Road, Tsimshatsui, Kowloon, Hong Kong
Tel: <852> 2265-6688, Fax: <852> 2730-6071

Renesas Technology Taiwan Co., Ltd.

10th Floor, No.99, Fushing North Road, Taipei, Taiwan
Tel: <886> (2) 2715-2888, Fax: <886> (2) 2713-2999

Renesas Technology (Shanghai) Co., Ltd.

Unit2607 Ruijing Building, No.205 Maoming Road (S), Shanghai 200020, China
Tel: <86> (21) 6472-1001, Fax: <86> (21) 6415-2952

Renesas Technology Singapore Pte. Ltd.

1 Harbour Front Avenue, #06-10, Keppel Bay Tower, Singapore 098632
Tel: <65> 6213-0200, Fax: <65> 6278-8001