



## **Important notes about Classic Panel Mount Indicator Catalog Pages**

### **SCROLL DOWN TO VIEW CATALOG PAGE**

This catalog page is out-of-print and is used with the understanding that the information shown could be out-of-date. In many cases, part numbers shown on this page are discontinued. Most notably, many "Complete Assembly" parts, which consist of a cap and a base, can no longer be ordered by the 14-digit ordering code. To obtain these parts, please order the cap and base part numbers separately. This process provides the components contained with the original "Complete Assembly" part number.

All Dialight Classic Panel Mount Indicators need a leading 3-digit numerical series. In some cases, this catalog will show a 2-digit series. In this case, please add a leading zero. For example, 81-0211-300 becomes 081-0211-300.

Part numbers listed on Dialight catalog pages designate parts with Red lenses. For ordering lens colors other than red, consult the chart below. In most cases, the color is dictated by the 7<sup>th</sup> digit. For example, 095-0932-003 for a green cap.

Lens Colors	
1 - Red	5 - White
2 - Green	6 - Light Yellow
3 - Yellow	7 - Clear
4 - Blue	

[Click here for a cross reference guide to assembly part numbers.](#)

[Click here to view Frequently Asked Questions concerning Panel Mount Indicators.](#)

### **SCROLL DOWN TO VIEW CATALOG PAGE**

# Incandescent Indicators



T-1 3/4  
MIDGET  
FLANGE BASE

See lamp ratings  
on page J.

TWO TERMINALS—FULLY INSULATED

FOR MOUNTING IN 15/32" CLEARANCE HOLE

MEET OR EXCEED ENVIRONMENTAL AND OPERATIONAL REQUIREMENTS  
OF MIL-L-6723 AND MIL-L-3661B

## Feature

- Anti-rotation (locked) construction: Provides for secure locking of the socket terminal assembly in the mounting bushing and of the center terminal to the insulating disc. The notched mounting bushing receives the matched insulating disc to prevent the rotation of the mounting bushing.

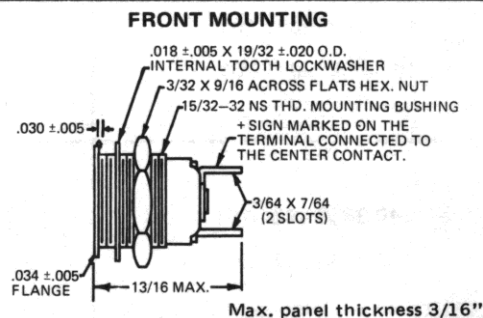
How to designate the Three Digit Part Number Suffix (—XXX)

Finish	Resistor	Hardware
5 — black anodize	0 — none	2 — steel
6 — clear anodize		

Example: 162-8430-0971-602 (clear anodize finish, no resistor, steel hardware).


## MATERIALS AND FINISHES

- **Mounting Bushing:** Aluminum, black anodize finish. Optional— clear anodize finish.
- **Internal-tooth Lockwasher and Mounting Nut:** Steel, cadmium plated with yellow iridescent chromate finish.
- **Terminals:** Brass, hot tinned with elongated slot.




162 SERIES  
178 SERIES

## BASE PART NUMBERS




162-8430-0971-502




162-8430-1471-502



178-8430-0371-502



178-8430-0111-502



178-8430-2131-502

CAP PART NUMBERS	COMPLETE ASSEMBLY PART NUMBERS
<p><b>STOVEPIPE</b> 162-0971 translucent</p>	162-8430-0971-502
<p><b>CYLINDRICAL</b> 162-1431 transparent 162-1471 translucent</p>	162-8430-1431-502 162-8430-1471-502
<p><b>FLAT</b> 178-0331-500 transparent 178-0371-500* translucent</p>	178-8430-0331-502 178-8430-0371-502
<p><b>CONVEX</b> 178-0131-500 unfrosted 178-0111-500 back frosted</p>	178-8430-0131-502 178-8430-0111-502
<p><b>FACETED</b> 178-2131-500 unfrosted</p>	178-8430-2131-502

\*Specify translucent colors as follows: Red -0371; Green -0372; Yellow (amber) -0373; Blue -0374; White -0375; Light yellow -0376.

Part numbers shown in gray are normally in inventory at your Dialight Distributor.

# Mouser Electronics

Authorized Distributor

Click to View Pricing, Inventory, Delivery & Lifecycle Information:

Dialight:

[162-8430-0934-502](#) [162-8430-09-602](#) [162-8430-0937-502](#) [162-8430-09-500](#) [162-8430-09-600](#) [162-8430-0932-502](#)  
[178-2131-500](#) [162-8430-0931-502](#) [162-8430-0975-502](#) [162-8430-09-502](#) [162-0936](#) [178-2132-500](#) [162-8430-0933-502](#)