

RPC-6010G

8.4" TFT LCD 4U 14-slot Rack Mount Workstation



Features


1. 8.4" TFT LCD with OSD and membrane keypads
2. Flexible driver combination
3. Lockable front door
4. Two USB ports on the front panel
5. PICMG 1.3 backplane and redundant power supply support
6. Advanced air-flow design

Backplane & Power Supply Options

Backplane Model No.	SBC Type	PCI	ISA	PCIe			PSU Connector
				X1	X4	X16	
PCI-13SD-RS-R40	PICMG 1.0	3+4	3+3	0	0	0	AT/ATX
PCI-14S2-RS-R40	PICMG 1.0	4	8	0	0	0	AT/ATX
PCI-14S3-RS-R40	PICMG 1.0	4	9	0	0	0	AT/ATX
PX-14S3-RS-R41	PICMG 1.0	12	2	0	0	0	AT/ATX
PC-14S5-RS-R41	PICMG 1.0	7	6	0	0	0	AT/ATX
BP-14S-RS-R40	ISA	0	14	0	0	0	AT
PXAGP-13S3-RS-R30	PIAGP	11	0	0	0	0	AT/ATX
PE-13SD-R40	PICMG 1.3	2/2	0	0/4	1/0	1/1	ATX
PXE-13S-R42	PICMG 1.3	8	0	3	0	1	ATX



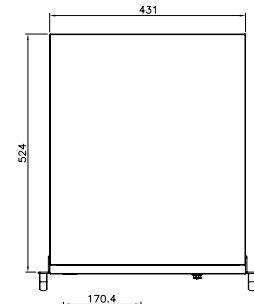
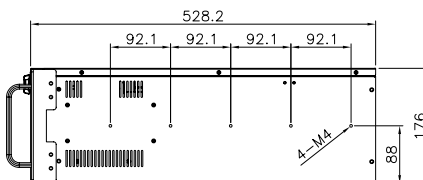
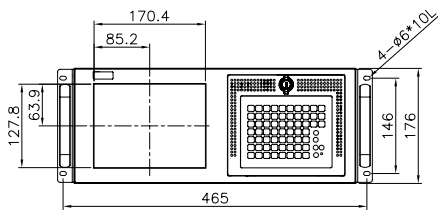
Power Supply Options		
Type	Model No.	Watt
AT	ACE-935AL-RS	300W
	ACE-T140A-RS	400W
ATX	ACE-A130A-R10	300W
	ACE-A140A-R10	400W
	ACE-A140A-S-R10	400W
ATX Redundant	ACE-R4130AP-RS	300W



Specifications

Construction	Heavy Duty Metal	Color	White
SBC Form Factor	RPC-6010G – Full size slot CPU card RPC-6010GBATX – ATX or Micro ATX	Weight (Net / Gross)	15kg / 18kg
Drive Bays	3 x 5.25" + 1 x front-accessible 3.5" + 1 x HDD	Dimensions	528mm x 431mm x 176mm
Cooling Fans	1 x 12 cm	Touch Screen	4-wire resistive type
I/O openings	2 x USB, 2 x COM, 1 x PS/2	LCD Spec.	
Expansion Slots	14 slots for RPC-6022G 7 slots for RPC-6022GATX	Size	8.4 "
Indicators	Power LED	Resolution	800 x 600 (SVGA)
Buttons	Power switch System reset	Brightness	450 cd/m²
Operating Shock	10G acceleration peak to peak (11ms)	Contrast	600:1
Operating Vibration	5~17Hz 0.1" double amplitude displacement 17~640 Hz 1.5G acceleration peak to peak	Viewing Angle	160° / 140°
Operating Temp.	0 ~ 50°C	Backlight MTBF	50000 (LED Backlight) hs
Operating Humidity	5 ~ 95% @ 60° C, non-condensing	LCD Color	262k

RPC-6010G Dimensions (Unit: mm)



■ Rear view of RPC-6010G



RPC-6010G

Works with backplane
14 expansion slots



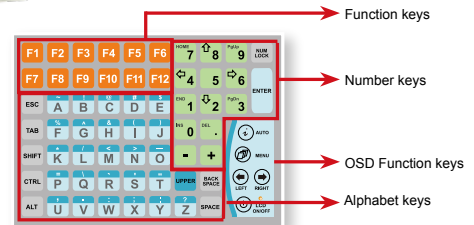
RPC-6010GATX

Works with ATX motherboard
7 expansion slots

■ Fully functional OSD and membrane keypads




IEI RPC series has a complete set of membrane keypads and OSD functions accessed via water proof keys on the front panel. The front panel membrane keypads access simplifies system configuration.



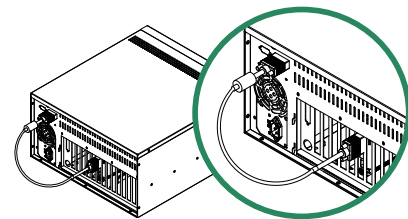
■ Flexible driver combination

IEI RPC series provides versatile drive combination for all kinds of usage. Users can easily integrate every size of media drive for their needs.

Peripheral devices with USB interface are popular and widely used nowadays. For the convenience of connection, RPC series has two USB ports on the front bezel offering excellent accessibility.



■ Analog VGA interface supports all CPU boards



■ Advanced air-flow design

Thermal condition is the most important issue of new generation IPCs. IEI's "Single way" design provides you higher system performance and and for the environment.



Ordering Information

ACE-A131A (ATX)

RPC-6010GW/A130A/R-R20

4U Rack mount chassis, with with 8.4" 450cd/m² SVGA LCD w/ACE-A130A-R10 and Touch Screen, RoHS

RPC-6010GWATX/A130A/R-R20

4U Rack mount chassis for ATX motherboard, with 8.4" 450cd/m² SVGA LCD w/ACE-A130A-R10, w/8.4" Touch Screen, RoHS

ACE-R4130AP (Redundant)

RPC-6010GWR/R4130AP/R-R20

4U Rack mount chassis, with 8.4" 450cd/m² SVGA LCD ,ACE-R4130AP-R10 and Touch Screen, RoHS

RPC-6010GWAR/R4130AP/R-R20

4U Rack mount chassis for ATX mother board, with with 8.4" 450cd/m² SVGA LCD, ACE-R4130AP-R10 and Touch Screen, RoHS