


Piano DIP Switch (SMT Half-pitch)

A6HR

Piano type models available in Half-pitch.


- Gold-plated twin contacts will ensure high reliability.
- Embossed tapping models available for automatic mounting. (small reel also available)
- Temperature-resistant resin allows at peak reflow temperatures of 260 °C.

RoHS Compliant



NEW

■ List of Models

Type and color of actuator	Piano type (white)					
	Tube packaging	Embossed tapping				
		Standard reel		Small reel		
						
No. of poles	Quantity per tube		Quantity per reel		Quantity per reel	
2	125	A6HR-2104	1,000	A6HR-2104-P	500	A6HR-2104-PM
4	70	A6HR-4104		A6HR-4104-P		A6HR-4104-PM
6	50	A6HR-6104		A6HR-6104-P		A6HR-6104-PM
8	40	A6HR-8104		A6HR-8104-P		A6HR-8104-PM
10	30	A6HR-0104		A6HR-0104-P		A6HR-0104-PM

Note: Order in multiples of the package quantity.

■ Ratings/Characteristics

Ratings		25 mA at 24 VDC, 10 μA (minimum current) at 3.5 VDC
Ambient operating temperature		-30 to +85 °C at 60% max. (with no icing or condensation)
Ambient operating humidity		35% to 95% (at +5 to +35 °C)
Insulation resistance		100 MΩ min. (at 100 VDC)
Contact resistance		200 mΩ max. (initial value)
Dielectric strength	Between terminals	300 VAC for 1 min
Vibration resistance	Malfunction	10 to 55 Hz, 1.5-mm double amplitude
Shock resistance	Malfunction	490 m/s ² min.
Durability	Electrical	1,000 operations min.
Operating force (OFF to ON)		0.29 to 4.9 N {30 to 500 gf} (2.45N {250 gf} max. ON to OFF)
Weight		0.13g (2 poles) 0.22g (4 poles) 0.3g (6 poles) 0.4g (8 poles) 0.48g (10 poles)

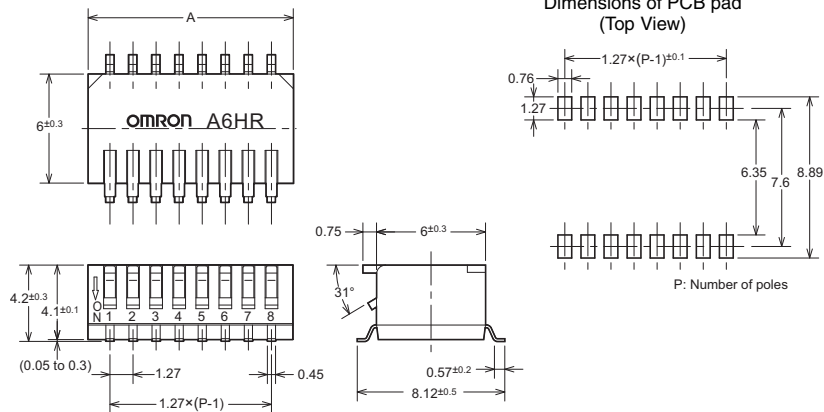
■ Dimensions (Unit: mm)

Standard

A6HR-104

A6HR-104-P

A6HR-104-PM

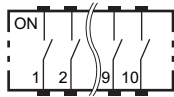


No. of poles	Models	A
2	A6HR-2104	3.67
4	A6HR-4104	6.21
6	A6HR-6104	8.75
8	A6HR-8104	11.29
10	A6HR-0104	13.83

Note: Unless otherwise specified, a tolerance of ± 0.4 mm applies to all dimensions.

■ Internal Connections

Contact Form (Top View)



■ Precautions

Be sure to read the Safety precautions common to all DIP Switches for correct use.

- Application examples provided in this document are for reference only. In actual applications, confirm equipment functions and safety before using the product.
- Consult your OMRON representative before using the product under conditions which are not described in the manual or applying the product to nuclear control systems, railroad systems, aviation systems, vehicles, combustion systems, medical equipment, amusement machines, safety equipment, and other systems or equipment that may have a serious influence on lives and property if used improperly. Make sure that the ratings and performance characteristics of the product provide a margin of safety for the system or equipment, and be sure to provide the system or equipment with double safety mechanisms.

Note: Do not use this document to operate the Unit.

OMRON Corporation

ELECTRONIC AND MECHANICAL COMPONENTS COMPANY

Contact: www.omron.com/ecb

Cat. No. A191-E1-04
0912(0207)(O)

Mouser Electronics

Authorized Distributor

Click to View Pricing, Inventory, Delivery & Lifecycle Information:

Omron:

[A6HR-2104](#) [A6HR-4104](#) [A6HR-6104](#) [A6HR-8104](#)